



US00D520477S

(12) **United States Design Patent**
Yoshitake et al.

(10) **Patent No.:** **US D520,477 S**

(45) **Date of Patent:** **** May 9, 2006**

(54) **COMBINED VIDEO TAPE RECORDER AND VIDEO DISK PLAYER**

(75) Inventors: **Moriyasu Yoshitake**, Daito (JP);
Shigeyuki Takao, Osaka (JP)

(73) Assignee: **Funai Electric Company Limited**,
Osaka (JP)

(**) Term: **14 Years**

(21) Appl. No.: **29/214,268**

(22) Filed: **Oct. 1, 2004**

(30) **Foreign Application Priority Data**

Apr. 1, 2004 (JP) 2004-010157

(51) **LOC (8) Cl.** **14-01**

(52) **U.S. Cl.** **D14/135; D14/168**

(58) **Field of Classification Search** D14/135-136,
D14/156-157, 160-165, 167-168, 192-198,
D14/188, 217, 257, 258, 445; 360/99.02,
360/99.07; 369/75.11, 75.21, 77.21, 77.11;
720/612, 619, 647, 655; 455/344, 347-351

See application file for complete search history.

(56) **References Cited**

U.S. PATENT DOCUMENTS

D314,959 S * 2/1991 Kohno D14/135

D431,546 S * 10/2000 Ito et al. D14/156
D466,876 S * 12/2002 Usami et al. D14/136
D476,305 S * 6/2003 Orihara et al. D14/168
D481,367 S * 10/2003 Ito et al. D14/136

* cited by examiner

Primary Examiner—Nanda Bondade

(74) *Attorney, Agent, or Firm*—Sughrue Mion, PLLC

(57) **CLAIM**

The ornamental design for a combined video tape recorder and video disk player, as shown.

DESCRIPTION

FIG. 1 is a perspective view of top, front and right side of a combined video tape recorder and video disk player showing our new design;

FIG. 2 is a front elevational view thereof;

FIG. 3 is a rear elevational view thereof;

FIG. 4 is a right side elevational view thereof;

FIG. 5 is a left side elevational view thereof;

FIG. 6 is a top plan view thereof; and,

FIG. 7 is a bottom plan view thereof.

1 Claim, 3 Drawing Sheets




FIG. 1



FIG. 2




FIG. 3




FIG. 4




FIG. 5




FIG. 6




FIG. 7

