



US00D550244S

(12) **United States Design Patent**
Niijima

(10) **Patent No.:** **US D550,244 S**

(45) **Date of Patent:** **** Sep. 4, 2007**

(54) **COMPUTER GENERATED IMAGE FOR A DISPLAY PANEL OR SCREEN**

2005/0107099 A1* 5/2005 Schutze et al. 455/466

FOREIGN PATENT DOCUMENTS

(75) Inventor: **Makoto Niijima**, Tokyo (JP)

EM 000128905-0003 * 4/2004

(73) Assignee: **Sony Corporation**, Tokyo (JP)

EM 000415286-0010 * 11/2005

(**) Term: **14 Years**

OTHER PUBLICATIONS

(21) Appl. No.: **29/242,409**

Icons PDF's: http://www.clover.co.za/images/icon_heart.gif, Apr. 2, 2007.*

(22) Filed: **Nov. 10, 2005**

<http://web.archive.org/web/20040303000633/http://www.otc.ie/images/smallgraphic/irishheart.jpg>, Mar. 3, 2004.*

* cited by examiner

(51) **LOC (8) Cl.** **14-04**

Primary Examiner—Robin Webster

(52) **U.S. Cl.** **D14/491; D14/492**

Assistant Examiner—Karen E. Kearney

(58) **Field of Classification Search** D14/485-95;
D18/24-33; D19/6; D20/11, 23, 29; 715/700-867,
715/973-7

(74) *Attorney, Agent, or Firm*—Rader, Fishman & Grauer PLLC

See application file for complete search history.

(57) **CLAIM**

(56) **References Cited**

The ornamental design for a computer generated image for a display panel or screen, as shown and described.

U.S. PATENT DOCUMENTS

DESCRIPTION


D342,283 S *	12/1993	McGill	D20/11
5,620,608 A *	4/1997	Rosa et al.	210/739
D393,252 S *	4/1998	Cappa et al.	D14/494
D395,921 S *	7/1998	Funk et al.	D20/11
D396,035 S *	7/1998	Cappa et al.	D14/495
D396,710 S *	8/1998	Cappa et al.	D14/494
D414,477 S *	9/1999	Cappa et al.	D14/495
D424,041 S	5/2000	Tambata		
D425,080 S *	5/2000	Cappa et al.	D14/492
6,160,546 A *	12/2000	Thompson et al.	715/721
6,246,442 B1 *	6/2001	Harada et al.	348/569
D444,794 S	7/2001	Nashida et al.		
D453,167 S	1/2002	Hasegawa et al.		
6,931,288 B1 *	8/2005	Lee et al.	700/86
2002/0140732 A1 *	10/2002	Tveskov	345/763

FIG. 1 is a front elevational view of a computer generated image for a display panel or screen showing my new design; FIG. 2 is a front elevational view of a second image thereof; FIG. 3 is a front elevational view of a third image thereof; and,

FIG. 4 is a front elevational view of a fourth image thereof.

The broken line showing of a portion of a display panel or screen is for illustrating environmental structure and forms no part of the claimed design.

1 Claim, 4 Drawing Sheets






FIG. 1




FIG. 2

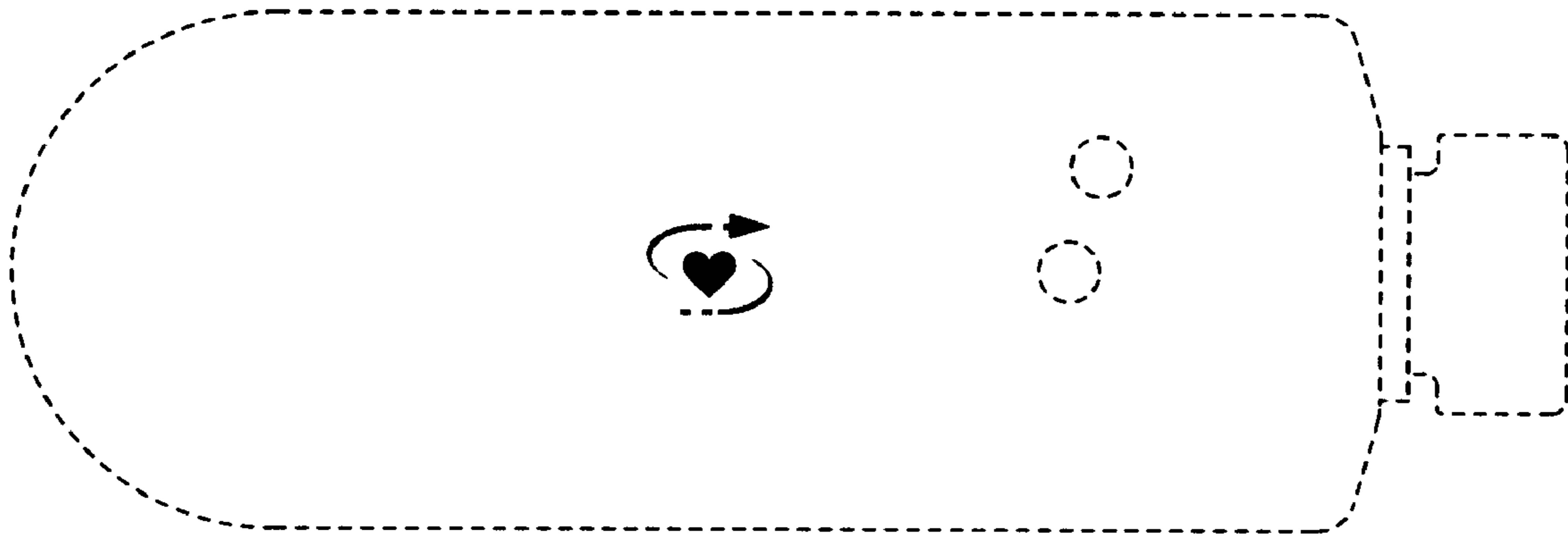


FIG. 3

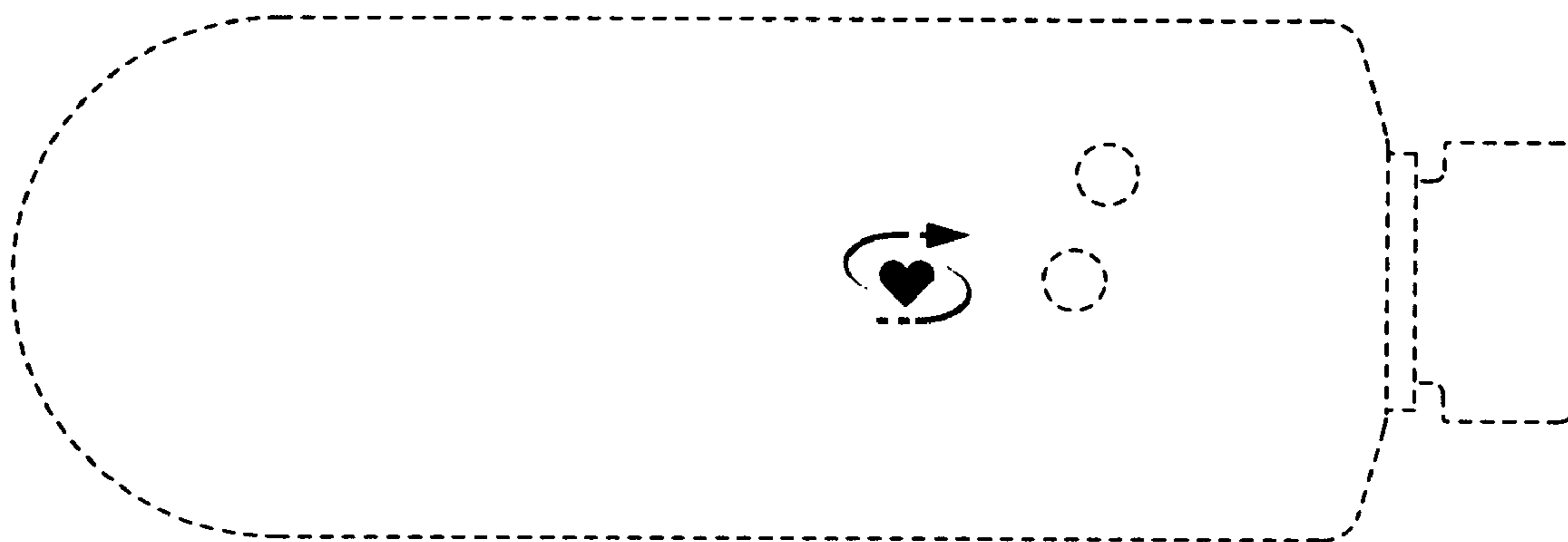


FIG. 4