A. J. BARBER.

GAME BOARD.

APPLICATION FILED MAR. 21, 1921.

1,428,411. Patented Sept. 5, 1922.

Fig. 1.

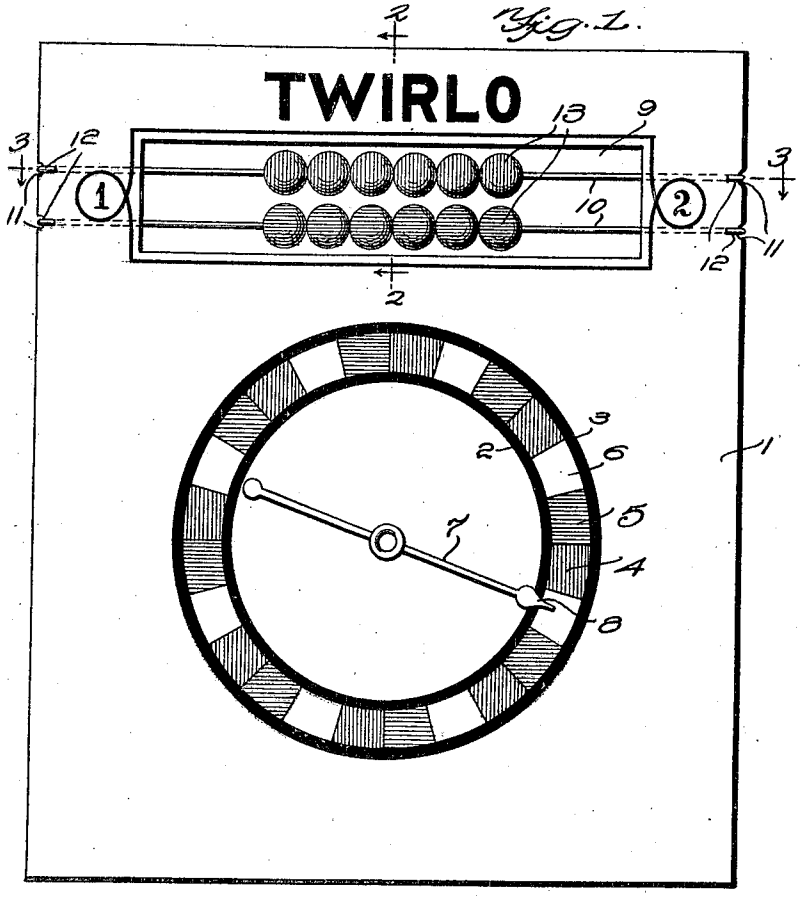

Fig. 2.

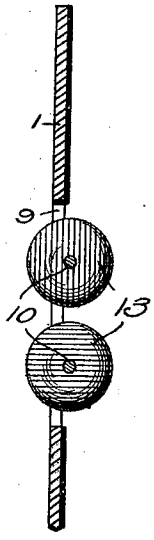

Fig. 3.

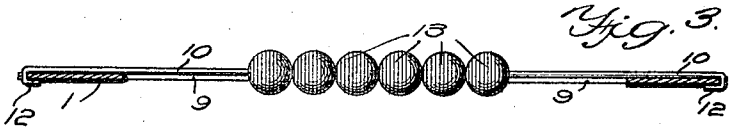

Fig. 5.

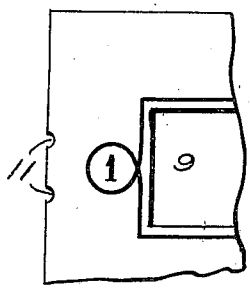

Fig. 4.

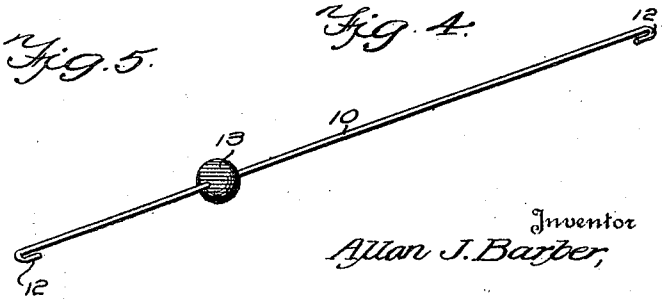

Inventor

Allan J. Barber,

By C. H. Parkin

Attorney

Patented Sept. 5, 1922. 1,428,411

UNITED STATES PATENT OFFICE.

ALLAN J. BARBER, OF WOONSOCKET, RHODE ISLAND.

GAME BOARD.

Application filed March 21, 1921. Serial No. 454,111.

To all whom it may concern:

Be it known that I, ALLAN J. BARBER, a citizen of the United States, residing at Woonsocket, in the county of Providence and State of Rhode Island, have invented certain new and useful Improvements in Game Boards, of which the following is a specification.

This invention relates to game boards, and it comprises a pair of concentric circles arranged thereon, the spaces between the circles being divided into a plurality of blanks of different colors, an indicator rotatably mounted within said circle and adapted to be whirled by the operator or player, and a plurality of counters movably mounted on said board, the counters corresponding in color to some of said blanks.

In the present invention, I have provided a game to be played by two persons, wherein a spinner is mounted on a board and the circular spaces traveled over by the point of the spinner are divided into a plurality of blanks of different colors. In the disclosure, I have shown an equal number of red, white, and blue blanks, but any desired arrangement and numbers of colors may be employed. The blank spaces would preferably be arranged in three or more colors to provide two different scoring colors and one non-scoring color.

In connection with the spinner, there is provided a plurality of counters of any suitable character. The number of different colored counters should correspond to the number of scoring colors on the indicator, whereby a counter may be moved for each score made.

In the present disclosure, I employ a plurality of spheres mounted on rods extending through a cut-out portion of the board, the ends of the rods being bent over the opposite face of the board and received in recesses in the edge to retain the rods in position.

In the accompanying drawings, I have shown one embodiment of the invention. In this showing:

Figure 1 is a front elevation of the device,

Figure 2 is a vertical sectional view on line 2—2 of Figure 1,

Figure 3 is a similar view on line 3—3 of Figure 1,

Figure 4 is a detail perspective view of one of the counter supports, and,

Figure 5 is an enlarged detail view of a portion of the board showing the means for fastening the ends of the counters.

Referring to the drawings, the reference numeral 1 designates the face of the board. As shown, a pair of concentric circles 2 and 3 are provided on the face of the board, and the space between these circles is divided into a plurality of blanks 4, 5, and 6. The blanks 4 indicate red spaces, the blanks 5 blue spaces, and the blanks 6 white spaces. As shown, the space between the circles is divided into an equal number of red, white and blue blanks. Any suitable division of spaces may be employed and the number of different colors may be increased, but it is preferable to always provide two or more colors beside the white. A spinner 7 is rotatably mounted on the indicator and provided with a pointer 8, adapted to register over the blanks 4, 5, and 6. The spinner is adapted to be whirled by the operator in a well known manner.

Above the indicator, the board is provided with a cut-out portion 9, and a pair of supporting rods 10 extend across this cut-out portion. As shown, the edges of the board are recessed at 11, and the ends of the rods are bent over, as indicated at 12, and received in these recessed portions to retain the supporting rods in position. A plurality of spheres 13 are mounted on the rods and are capable of being moved along the rods from one side of the board to the other. As shown, the spheres on one rod are all of the same color and are colored to correspond to one set of blanks. The spheres on the upper rod are colored red to correspond to the blanks 4 and the spheres on the lower rod are colored blue to correspond to the blanks 5. When a greater number of colors are provided in the space between the circles of the indicator, the number of sets of counters are correspondingly increased, the number of sets of counters preferably being one less than the number of colors employed on the face of the board to provide one non-scoring color.

In playing the game, the spheres are first arranged near the center of the board, as shown in Figure 1. The first player then whirls the spinner and if the pointer 8 stops

on a red blank, the player moves one of the red spheres to one side of the board indicating one score. If it stops on a blue blank, a blue sphere is moved to the side of the board. The second player likewise spins in turn, and if the pointer stops on either one of the scoring colors, a sphere is moved to the opposite side of the board. If the spinner stops on a white, or non-scoring space, or on a line between the colors, no count is made and the other player then spins in turn. Should one set of spheres be used up before the other, the players in turn try for the remaining color, and it is then necessary for the indicator to stop on the color corresponding to the unused spheres to make a score. When all of the balls have been moved from the center, the game is over and the player obtaining the greatest number of scores is the winner.

It is to be understood that the form of my invention herewith shown and described is to be taken as a preferred example of the same, and that various changes in the shape, size, and arrangement of parts may be resorted to without departing from the spirit of the invention or the scope of the subjoined claims.

Having thus described my invention, I claim:

1. A game board comprising an indicator, the surface of which is divided into a number of spaces of different colors, said board being provided with a cut-out portion, a plurality of rods extending across said cut-out portion, and counters arranged on said rods, the counters on each rod being of different color from the counters on the other rods and corresponding to one of the colors on the indicator.

2. A game board having a pair of concentric circles arranged on its face, the space between the circles being divided into a number of blanks of different colors, one set of blanks being colored to indicate a non-scoring blank, an indicator hand mounted within said circles, recesses provided in the opposite edges of the board, the surface of the board being provided with a cut-out portion adjacent said recesses, a plurality of rods extending across said cut-out portion, the ends of the rods arranged in said recesses, and counters slidably mounted on said rods, the number of rods being equal to the number of scoring colors on the face of the board, and the counters on each rod being colored to correspond with one of said scoring colors.

3. A game board comprising an indicator, the surface of which is divided into a number of spaces of different colors, a plurality of rods arranged substantially parallel to the surface of said board, the ends of said rod being offset and secured to said board, and counters arranged on said rods, the counters on each rod being of different color from the counters on the other rods and corresponding to one of the colors on the indicator.

In testimony whereof I affix my signature in presence of two witnesses.

ALLAN J. BARBER.

Witnesses:

FREDERIC EARLE WHITAKER,

CAMILLE GABARD.