



US00D782453S

(12) **United States Design Patent**
Kim et al.

(10) **Patent No.:** **US D782,453 S**
(45) **Date of Patent:** **** Mar. 28, 2017**

- (54) **MOBILE PHONE**
- (71) Applicant: **Samsung Electronics Co., Ltd.**,
Suwon-si (KR)
- (72) Inventors: **Dongkyun Kim**, Seoul (KR);
Kukhwan Kim, Seoul (KR); **Donghun Kim**, Seoul (KR); **Sungjin Yum**, Seoul (KR); **Jinie Ryu**, Seoul (KR); **Jiyoung Lee**, Seoul (KR)
- (73) Assignee: **Samsung Electronics Co., Ltd.**,
Suwon-si (KR)

D622,692 S *	8/2010	McWilliam	D14/138 G
D664,517 S *	7/2012	Sutherland	D14/138 G
D675,180 S *	1/2013	Zhang	D14/138 G
D675,181 S *	1/2013	Morgenroth	D14/138 G
D681,026 S *	4/2013	Weller	D14/250
D683,322 S *	5/2013	Derby	D14/138 G
D687,406 S *	8/2013	Xia	D14/138 G
D698,767 S *	2/2014	Son	D14/248
D698,768 S *	2/2014	Son	D14/248
D702,203 S *	4/2014	Son	D14/138 G
D707,649 S *	6/2014	Choi	D14/138 G
D709,473 S *	7/2014	Kim	D14/138 G
D716,751 S *	11/2014	Lee	D14/138 AB
D720,713 S *	1/2015	Huang	D14/138 G

(Continued)

- (**) Term: **15 Years**
- (21) Appl. No.: **29/532,178**
- (22) Filed: **Jul. 2, 2015**

Primary Examiner — Sheryl Lane
Assistant Examiner — Calvin E Vansant
(74) *Attorney, Agent, or Firm* — NSIP Law

(30) **Foreign Application Priority Data**

Mar. 6, 2015 (KR) 30-2015-0011448

- (51) **LOC (10) Cl.** **14-03**
- (52) **U.S. Cl.**
USPC **D14/248**

- (58) **Field of Classification Search**
USPC D14/138 AA, 138 AB, 138 AD, 138 AC,
D14/138 C, 138 G, 138 R, 248, 250, 253,
D14/341, 440; D3/215, 218
CPC H05K 5/0217; H04M 1/03; H04B 1/3888;
H04N 5/2252; A45C 2011/002
See application file for complete search history.

(56) **References Cited**

U.S. PATENT DOCUMENTS

D572,229 S *	7/2008	Kim	D14/138 AD
D595,285 S *	6/2009	Rouger	D14/248

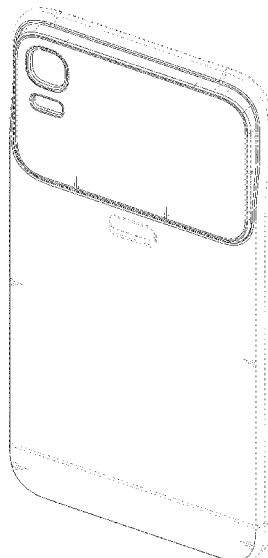
(57) **CLAIM**

We claim the ornamental design for a mobile phone, as shown and described.

DESCRIPTION

FIG. 1 is a rear perspective view of a mobile phone showing our new design;
FIG. 2 is a front view thereof;
FIG. 3 is a rear view thereof;
FIG. 4 is a left-side view thereof;
FIG. 5 is a right-side view thereof;
FIG. 6 is a top view thereof;
FIG. 7 is a bottom view thereof;
FIG. 8 is a front perspective view thereof; and,
FIG. 9 is an exploded rear perspective view thereof.
The short dash-dash broken line in the figures represents unclaimed portions of the mobile phone and the dot-dash broken line in FIG. 9 defines the bounds of the claimed design; the broken lines form no part of the claimed design.

1 Claim, 9 Drawing Sheets



(56)

References Cited

U.S. PATENT DOCUMENTS

D729,786 S * 5/2015 Lee D14/250
D749,534 S * 2/2016 Liu D14/138 G
D756,980 S * 5/2016 Beeman D14/250
D764,458 S * 8/2016 Jobetto D14/341
D766,863 S * 9/2016 Huang D14/138 G

* cited by examiner

FIG. 1

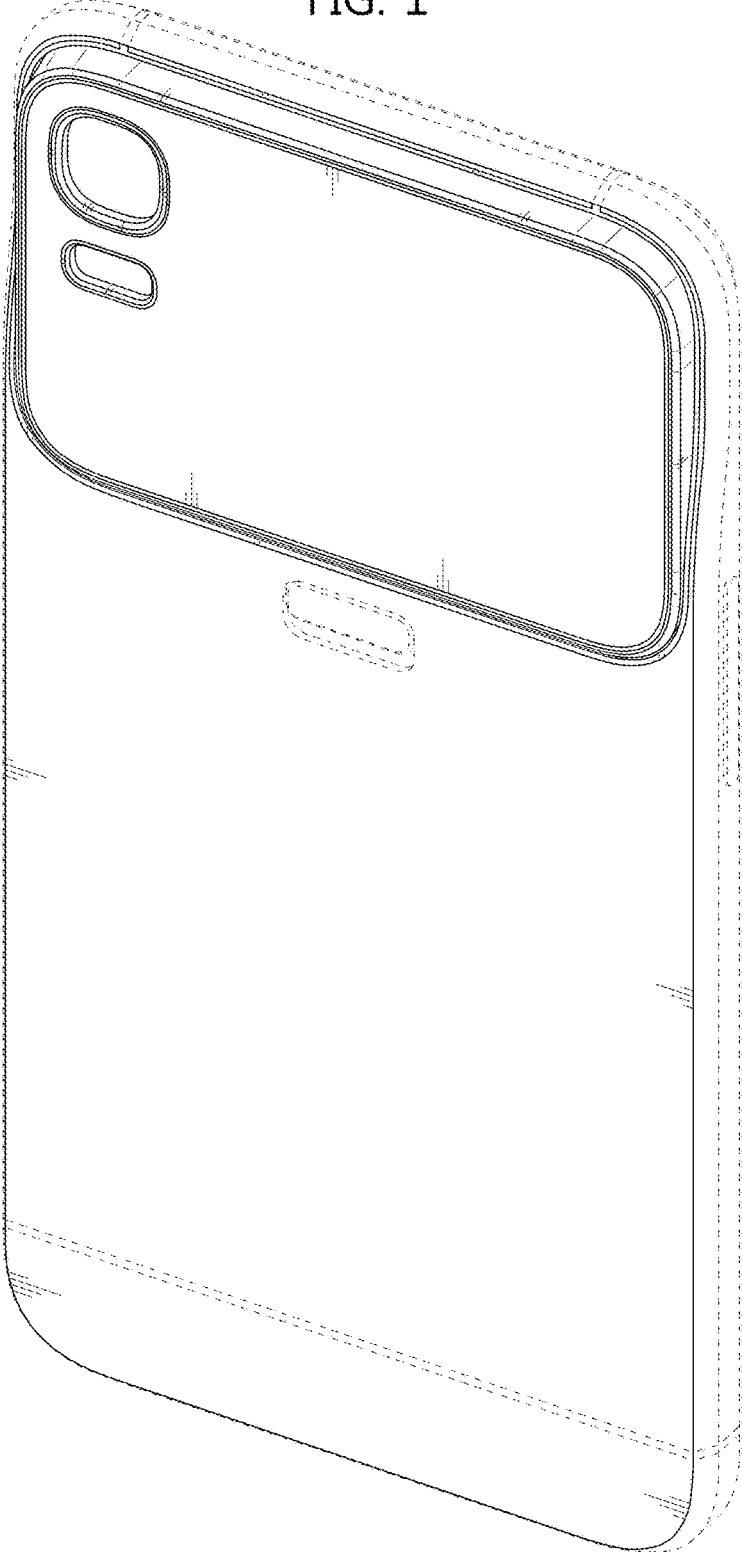


FIG. 2




FIG. 3

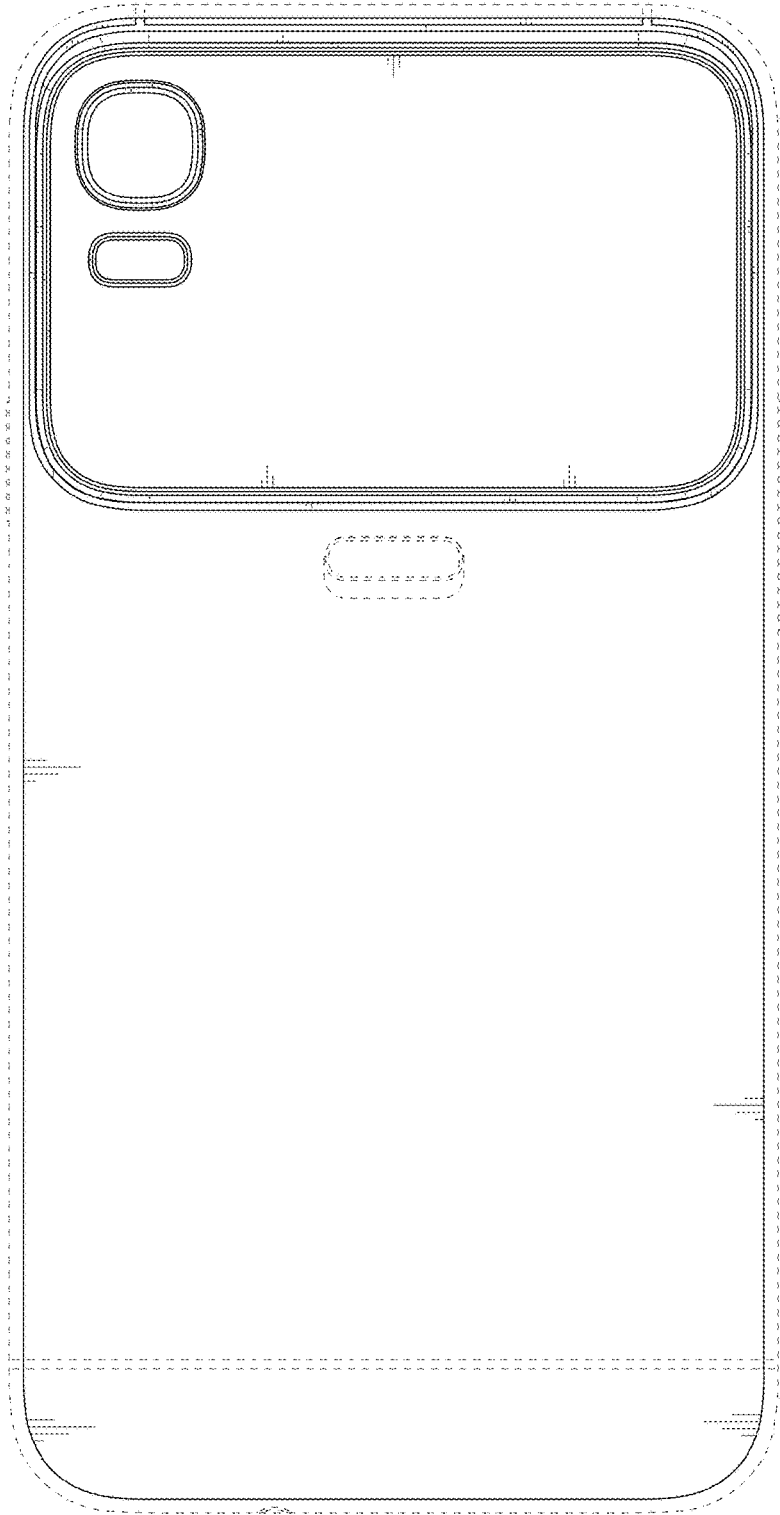


FIG. 4



FIG. 5




FIG. 6




FIG. 7

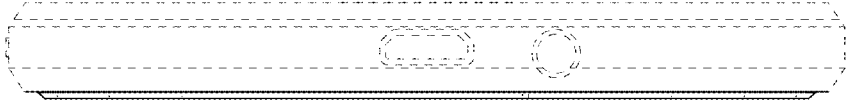


FIG. 8




FIG. 9

