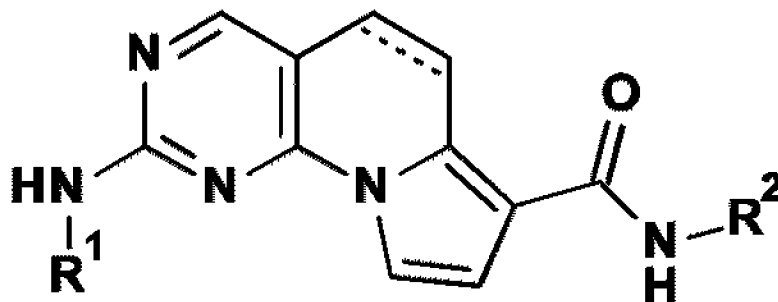




(86) **Date de dépôt PCT/PCT Filing Date:** 2015/03/30
(87) **Date publication PCT/PCT Publication Date:** 2015/10/15
(45) **Date de délivrance/Issue Date:** 2024/01/09
(85) **Entrée phase nationale/National Entry:** 2016/09/30
(86) **N° demande PCT/PCT Application No.:** EP 2015/056839
(87) **N° publication PCT/PCT Publication No.:** 2015/155042
(30) **Priorités/Priorities:** 2014/04/07 (EP14163734.8);
2015/01/30 (EP15153207.4)

(51) **Cl.Int./Int.Cl.** **C07D 471/22** (2006.01),
A61K 31/519 (2006.01), **A61P 35/00** (2006.01)
(72) **Inventeurs/Inventors:**
DE MAN, ADRIANUS PETRUS ANTONIUS, NL;
BUJSMAN, ROGIER CHRISTIAN, NL;
STERRENBURG, JAN GERARD, NL;
UITDEHAAG, JOOST CORNELIS MARINUS, NL;
DE WIT, JOERI JOHANNES PETRUS, NL;
ZAMAN, GUIDO JENNY RUDOLF, NL
(73) **Propriétaire/Owner:**
NETHERLANDS TRANSLATIONAL RESEARCH
CENTER B.V., Netherlands
(74) **Agent:** CPST INTELLECTUAL PROPERTY INC.

(54) **Titre : (5,6-DIHYDRO)PYRIMIDO[4,5-E]INDOZILINES**
(54) **Title: (5,6-DIHYDRO)PYRIMIDO[4,5-E]INDOLIZINES**



Formula I

(57) **Abrégé/Abstract:**

The invention relates to a compound of Formula (I) wherein, R¹ and R² independently are selected from the group consisting of optionally substituted (6-10C)aryl and (1-5C)heteroaryl groups. The compounds can be used in pharmaceutical compositions, in particular in the treatment of cancer.

(12) INTERNATIONAL APPLICATION PUBLISHED UNDER THE PATENT COOPERATION TREATY (PCT)

(19) World Intellectual Property
Organization
International Bureau



(10) International Publication Number
WO 2015/155042 A1

(43) International Publication Date
15 October 2015 (15.10.2015)

(51) International Patent Classification:

C07D 471/22 (2006.01) *A61P 35/00* (2006.01)
A61K 31/519 (2006.01)

(21) International Application Number:

PCT/EP2015/056839

(22) International Filing Date:

30 March 2015 (30.03.2015)

(25) Filing Language:

English

(26) Publication Language:

English

(30) Priority Data:

14163734.8 7 April 2014 (07.04.2014) EP
15153207.4 30 January 2015 (30.01.2015) EP

(71) Applicant: NETHERLANDS TRANSLATIONAL RESEARCH CENTER B.V. [NL/NL]; Molenstraat 110, NL-5342 CC Oss (NL).

(72) Inventors: **DE MAN, Adrianus Petrus Antonius**; Netherlands Translational Research Center B.V., Molenstraat 110, NL-5342 CC Oss (NL). **BUIJSMAN, Rogier Christian**; Netherlands Translational Research Center B.V., Molenstraat 110, NL-5342 CC Oss (NL). **STERRENBURG, Jan Gerard**; Netherlands Translational Research Center B.V., Molenstraat 110, NL-5342 CC Oss (NL). **UITDEHAAG, Joost Cornelis Marinus**; Netherlands Translational Research Center B.V., Molenstraat 110, NL-5342 CC Oss (NL). **DE WIT, Joeri Johannes Petrus**; Netherlands Translational Research Center B.V., Molenstraat 110, NL-5342 CC Oss (NL). **ZAMAN, Guido Jenny**

Rudolf; Netherlands Translational Research Center B.V., Molenstraat 110, NL-5342 CC Oss (NL).

(74) Agents: **DE VRIES & METMAN** et al.; Overschiestraat 180, NL-1062 XK Amsterdam (NL).

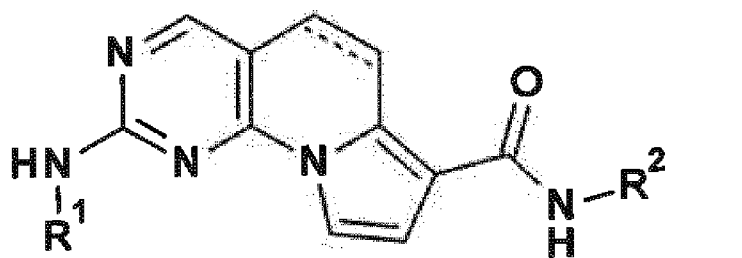
(81) Designated States (unless otherwise indicated, for every kind of national protection available): AE, AG, AL, AM, AO, AT, AU, AZ, BA, BB, BG, BH, BN, BR, BW, BY, BZ, CA, CH, CL, CN, CO, CR, CU, CZ, DE, DK, DM, DO, DZ, EC, EE, EG, ES, FI, GB, GD, GE, GH, GM, GT, HN, HR, HU, ID, IL, IN, IR, IS, JP, KE, KG, KN, KP, KR, KZ, LA, LC, LK, LR, LS, LU, LY, MA, MD, ME, MG, MK, MN, MW, MX, MY, MZ, NA, NG, NI, NO, NZ, OM, PA, PE, PG, PH, PL, PT, QA, RO, RS, RU, RW, SA, SC, SD, SE, SG, SK, SL, SM, ST, SV, SY, TH, TJ, TM, TN, TR, TT, TZ, UA, UG, US, UZ, VC, VN, ZA, ZM, ZW.

(84) Designated States (unless otherwise indicated, for every kind of regional protection available): ARIPO (BW, GH, GM, KE, LR, LS, MW, MZ, NA, RW, SD, SL, ST, SZ, TZ, UG, ZM, ZW), Eurasian (AM, AZ, BY, KG, KZ, RU, TJ, TM), European (AL, AT, BE, BG, CH, CY, CZ, DE, DK, EE, ES, FI, FR, GB, GR, HR, HU, IE, IS, IT, LT, LU, LV, MC, MK, MT, NL, NO, PL, PT, RO, RS, SE, SI, SK, SM, TR), OAPI (BF, BJ, CF, CG, CI, CM, GA, GN, GQ, GW, KM, ML, MR, NE, SN, TD, TG).

Published:

— with international search report (Art. 21(3))

(54) Title: (5,6-DIHYDRO)PYRIMIDO[4,5-E]INDOLIZINES



(57) Abstract: The invention relates to a compound of Formula (I) wherein, R¹ and R² independently are selected from the group consisting of optionally substituted (6-10C)aryl and (1-5C)heteroaryl groups. The compounds can be used in pharmaceutical compositions, in particular in the treatment of cancer.

WO 2015/155042 A1

WO 2015/155042

PCT/EP2015/056839

(5,6-Dihydro)pyrimido[4,5-e]indolizines

The present invention relates to (5,6-dihydro)pyrimido[4,5-e]indolizines, to pharmaceutical compositions comprising these compounds and their use in therapy. In particular, the present invention relates to the use of (5,6-dihydro)pyrimido[4,5-e]indolizines in the treatment of cancer.

The present invention relates to chemical compounds, which modulate the activity of protein kinases, in particular inhibit the activity of the protein kinase TTK (EC 2.7.12.1). TTK, commonly referred to as Mps1, is a component of the mitotic checkpoint, a machinery that ensures the fidelity of sister chromatid segregation over two daughter cells during cell division. Defects in or inhibition of the mitotic checkpoint leads to aneuploidy. During embryonic development the vast majority of single segregation errors is not tolerated (Cohen, J., Science 296: 2164, 2002). In contrast, aneuploidy is a common genetic alteration in solid human tumors (Lengauer, C. et al., Nature 396, 643; 1998) and a predictor of poor prognosis in breast, lung, brain (Carter, S.L., et al., Nat. Genet. 38: 1043; 2006; Tannous, B.A., et al., J. Nat. Canc. Inst. 105, 1322; 2013) and colorectal cancer (Walther, A. et al., Gut 57: 941; 2008; Sheffer, M. et al., Proc. Natl. Acad. Sci. USA 106: 7131, 2009). TTK expression is increased in breast cancer with chromosomal instability (Yuan, B. et al., Clin. Cancer Res. 12: 405; 2006) and in particular in triple negative breast cancer, the most aggressive type of breast cancer (Maire, V. et al., PLoS ONE 8(5) e63712; 2013). Reducing TTK expression by RNA interference resulted in gross chromosome mis-segregation and cell death, but did not affect cell viability of normal (untransformed) cells (Yuan, B. et al.; Maire, V. et al.; Janssen, A. et al., Proc. Natl. Acad. Sci. USA 106: 19108; 2009). Partial inhibition of TTK expression by RNA interference in different tumor cell lines caused mild chromosome mis-segregations, but no lethality (Janssen, A. et al.). These cells were, however, more sensitive to treatment with low doses of anti-mitotic agents, such as paclitaxel (Janssen, A. et al.) and vincristine (Tannous, B.A., et al.). Above data provide the biological basis for TTK inhibitors as an approach for selective anti-cancer therapy.

TTK kinase inhibitors are useful for the treatment of a variety of cancers and may be applied as single agents, or in combination with other chemotherapeutic agents.

WO 2012/101032 A1 (Nerviano Medical Sciences SRL) relates to tricyclic pyrrolo derivatives which modulate the activity of protein kinases and are therefore useful in treating diseases caused by dysregulated protein kinase activity.

In WO2011/063908A1, triazolopyridines, and in WO2012/080229A1 and WO2011/013729A1, imidazo-pyrazines are disclosed as inhibitors of TTK by Bayer Schering Pharma A.G. Characterization of three representative inhibitors showed inhibition of TTK kinase activity with IC_{50} of 1 to 10 nM and inhibition proliferation of human cancer cell lines with IC_{50} s ranging from 160 nM to > 10 μ M (Jemaà, M. et al., Cell Death Different. 20: 1532; 2013). One of the compounds, Mps-BAY2b, was shown to inhibit HeLa-Matu cervical tumor cell growth in a

mouse xenograft model and increased the efficacy of paclitaxel in this model (Jemaà, M. et al.), thus confirming the chemotherapy sensitizing effect of TTK inhibition previously shown with RNA interference techniques (Janssen, A. et al.).

In WO2009/156315A1 pyrazolo-quinazolines are disclosed as inhibitors of TTK by Nerviano Medical Sciences S.R.L. A compound described in this patent, NMS-P715, inhibited TTK kinase activity with a half-maximal inhibitory concentration (IC₅₀) of 8 to 182 nM, depending on whether a pre-incubation step was included in the assay or not (Colombo, R., et al., Cancer Res. 70: 10255; 2010). NMS-P715 also inhibited the proliferation of cancer cell lines from different tumor origin with IC₅₀s of 1 µM and higher, and inhibited tumor growth in A375 and A2780 mouse xenograft models (Colombo, R. et al.).

In WO2010/111406A2 compounds are disclosed as inhibitors of TTK by Myriad Pharmaceuticals, Inc. A representative compound, MPI 4079605, inhibited TTK with an IC₅₀ of 1.8 nM (Tardif, K.D., et al., Mol. Cancer Res. 10: 2267; 2011). Treatment of cancer cell lines for 72 hours revealed many cell lines with little sensitivity (Tardif, K.D., et al.). MPI 4079605 is structurally similar to reversine and MPS1-IN-1, two other published inhibitors of TTK (Kwiatkowski, N., et al., Nat. Chem. Biol. 6: 359; 2010; Santiguida, S., et al., J. Cell. Biol. 190: 73; 2010).

There is a clear need of TTK inhibitors with potent kinase inhibitory and anti-proliferative activity.

We have synthesized a series of (5,6-dihydro)pyrimido[4,5-e]indolizines and found these compounds to be very effective inhibitors of TTK kinase activity and proliferation of tumor cell growth.

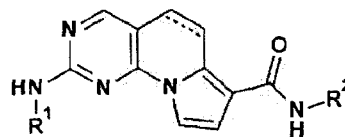
The present invention provides (5,6-dihydro)pyrimido[4,5-e]indolizine derivatives.

More specifically, the present invention provides (5,6-dihydro)pyrimido[4,5-e]indolizine derivatives according to formula I or pharmaceutically acceptable salts thereof.

The present invention provides compounds which inhibit TTK activity, their use for treatment of hyper-proliferative disorders, in particular cancers that are caused by, or associated with chromosomal instability or aneuploidy, as a sole agent or in combination with other active ingredients, as well as pharmaceutical compositions comprising such compounds and pharmaceutical carriers.

The object of the present invention is to provide (5,6-dihydro)pyrimido[4,5-e]indolizines, to pharmaceutical compositions comprising these compounds and their use in therapy. In particular, the present invention relates to the use of (5,6-dihydro)pyrimido[4,5-e]indolizines in the treatment of cancer.

More specifically, the present invention provides (5,6-dihydro)pyrimido[4,5-e]indolizines according to Formula I or pharmaceutically acceptable salts thereof.



Formula I,

5 wherein,

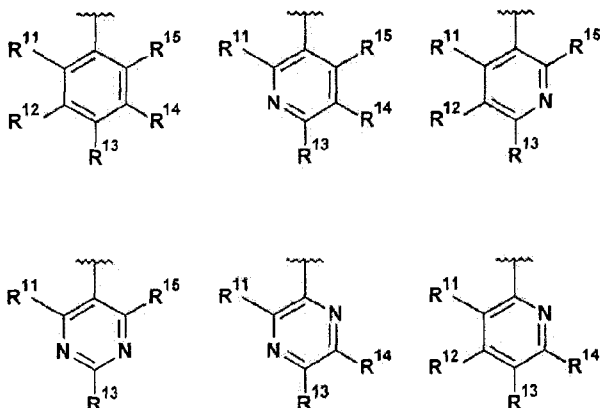
R¹ and R² are independently selected from the group consisting of:

- a) (6-10C)aryl,
- b) (1-5C)heteroaryl,

wherein both groups optionally can be substituted.

10

In one embodiment R¹ is selected from the group consisting of:



R¹¹ is H, halogen, (1-2C)alkyl, (2-3C)alkenyl, (2-3C)alkynyl, (1-2C)alkoxy or OC²H₃, all alkyl and alkoxy groups optionally being substituted with one or more halogen;

15 R¹² is H, halogen, (1-2C)alkyl or (1-2C)alkoxy;

R¹³ is R¹³¹CH₂, R¹³²O, R¹³³R¹³⁴N, R¹³⁵C(O), R¹³⁶S, R¹³⁶S(O), R¹³⁶S(O)(NH), R¹³⁷SO₂, (2-7C)heterocycloalkyl, or (1-5C)heteroaryl each heterocycloalkyl or heteroaryl optionally being substituted with (1-2C)alkyl, fluoro, hydroxyl, oxo, (1-2C)alkoxy, (1-6C)alkylcarbonyl, (1-6C)alkylsulfonyl, (1-5C)alkoxycarbonyl, (1-6C)alkylaminocarbonyl, (3-6C)cycloalkylcarbonyl, (2-7C)heterocycloalkylcarbonyl or di[(1-2C)alkyl]amino, each alkylcarbonyl, alkylsulfonyl, alkoxycarbonyl, alkylaminocarbonyl, cycloalkylcarbonyl or heterocycloalkylcarbonyl optionally being substituted with (1-2C)alkyl, fluoro, hydroxyl, cyano, oxo or (1-2C)alkoxy;

20

R¹³¹ is (1-6C)alkylcarbonylamino, (3-6C)cycloalkylcarbonylamino or (2-7C)heterocycloalkylcarbonylamino each optionally substituted with one or more groups selected from (1-2C)alkyl, fluoro, hydroxyl or (1-2C)alkoxy;

R¹³² is (1-6C)alkyl, (3-6C)cycloalkyl, (2-7C)heterocycloalkyl, (6-10C)aryl or (1-5C)heteroraryl each optionally substituted with one or more groups selected from (1-2C)alkyl, halogen, hydroxyl, (1-2C)alkoxy, di[(1-2C)alkyl]amino or (2-7C)heterocycloalkyl;

R¹³³ is (1-6C)alkyl, (3-6C)cycloalkyl, (2-7C)heterocycloalkyl (1-6C)alkylcarbonyl, (1-5C)alkoxycarbonyl, (3-6C)cycloalkylcarbonyl or (2-7C)heterocycloalkylcarbonyl, each optionally substituted with one or more groups selected from (1-2C)alkyl, halogen, hydroxyl or (1-2C)alkoxy, di[(1-2C)alkyl]amino or (2-7C)heterocycloalkyl;

R¹³⁴ is hydrogen or (1-2C)alkyl;

R¹³⁵ is (2-7C)heterocycloalkyl, (1-6C)alkylamino, di[(1-6C)alkyl]amino, (2-7C)heterocycloalkylamino or (3-6C)cycloalkylamino each optionally substituted with one or more groups selected from (1-2C)alkyl, fluoro, hydroxyl, (1-2C)alkoxy, di[(1-2C)alkyl]amino, (2-7C)heterocycloalkyl, oxo, cyano or amino;

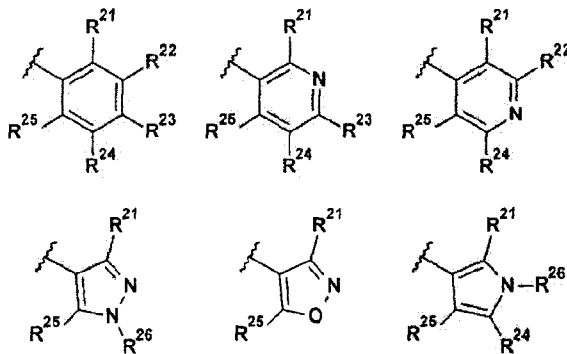
R¹³⁶ is (1-6C)alkyl, (3-6C)cycloalkyl, (2-7C)heterocycloalkyl each optionally substituted with one or more groups selected from (1-2C)alkyl, fluoro, hydroxyl or (1-2C)alkoxy;

R¹³⁷ is (1-6C)alkyl, (3-6C)cycloalkyl, (2-7C)heterocycloalkyl, (1-6C)alkylamino, di[(1-6C)alkyl]amino, (2-7C)heterocycloalkylamino or (3-6C)cycloalkylamino, each optionally substituted with one or more groups selected from (1-2C)alkyl, fluoro, hydroxyl or (1-2C)alkoxy;

R¹⁴ is H, halogen, (1-2C)alkyl or (1-2C)alkoxy; and

R¹⁵ is H, halogen.

In the above Formula I, R² is selected from the group consisting of:



R²¹ is H, halogen, (1-3C)alkyl, (1-2C)alkoxy, hydroxy(1-2C)alkyl, (3-4C)cycloalkyl, (2-3C)alkenyl or cyano;

R²² is H, halogen, (1-2C)alkyl or (1-2C)alkoxy;

R^{23} is H, halogen, (1-2C)alkyl, (1-2C)alkoxy, cyano or hydroxy;

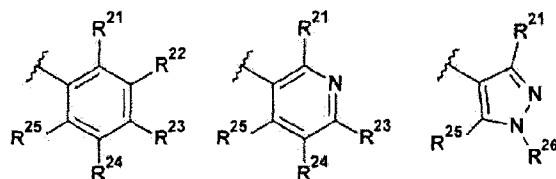
R^{24} is H, halogen, (1-2C)alkyl or (1-2C)alkoxy;

R^{25} is H, halogen, (1-3C)alkyl, (1-2C)alkoxy, hydroxy(1-2C)alkyl, (3-4C)cycloalkyl, (2-3C)alkenyl or cyano;

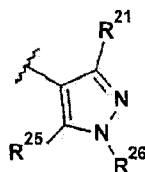
- 5 R^{26} is H, (1-6C)alkyl, (3-6C)cycloalkyl, (2-5C)heterocycloalkyl, (1-2C)alkoxy[(2-4C)alkoxy]_n(1-6C)alkyl, wherein n represents an integer of 1,2,3 or 4, all alkyl, heterocycloalkyl and (1-2C)alkoxy[(2-4C)alkoxy]_n(1-6C)alkyl groups optionally substituted with one or more groups selected from (1-2C)alkyl, (1-2C)alkoxy, hydroxyl, oxo, amino, (3-6C)cycloalkyl, di[(1-2C)alkyl]amino or (2-5C)heterocycloalkyl.

10

In an interesting embodiment R^2 is selected from a group consisting of:



Moreover, very potent TTK inhibitors with excellent selectivity over Polo-like kinase 1 (PLK1) have been demonstrated where R^2 is:



15

As a corollary to this selectivity over PLK1, compounds meeting this definition of R^2 often demonstrate a high selectivity for Aurora A (AurA) and / or Aurora C (AurC) kinases.

In the above Formula I only one of R^{21} and R^{25} in R^2 can be H.

20

The terms as used herein refer to the following:

Halogen means fluorine, chlorine, bromine or iodine, fluorine, chlorine or bromine being preferred halogens, fluorine or chlorine being more preferred.

(1-2C)Alkyl means an alkyl group having 1 to 2 carbon atoms, being methyl or ethyl. A methyl group may be indicated as Me or CH₃.

25

(1-3C)Alkyl means a branched or unbranched alkyl group having 1-3 carbon atoms, being methyl, ethyl, propyl or isopropyl.

- (1-4C)Alkyl means a branched or unbranched alkyl group having 1-4 carbon atoms, being methyl, ethyl, propyl, isopropyl, butyl, isobutyl, sec-butyl or tert-butyl, (1-3C)alkyl groups being preferred.
- (1-5C)Alkyl means a branched or unbranched alkyl group having 1-5 carbon atoms, for example methyl, ethyl, propyl, isopropyl, butyl, isobutyl, sec-butyl, tert-butyl, pentyl and isopentyl, (1-4C)alkyl groups being preferred.
- (1-6C)Alkyl means a branched or unbranched alkyl group having 1-6 carbon atoms, for example methyl, ethyl, propyl, isopropyl, butyl, tert-butyl, n-pentyl and n-hexyl. (1-5C)alkyl groups are preferred, (1-4C)alkyl being more preferred.
- (1-2C)Alkoxy means an alkoxy group having 1-2 carbon atoms, the alkyl moiety having the same meaning as previously defined.
- (2-4C)Alkoxy means an alkoxy group having 2-4 carbon atoms, for example ethoxy, propyloxy, butyloxy, isopropyloxy, isobutyloxy, and tertbutoxy. Ethyloxy and propyloxy being preferred. Ethyloxy groups being more preferred.
- (1-3C)Alkoxy means an alkoxy group having 1-3 carbon atoms, the alkyl moiety having the same meaning as previously defined. (1-2C)Alkoxy groups are preferred.
- (1-4C)Alkoxy means an alkoxy group having 1-4 carbon atoms, the alkyl moiety having the same meaning as previously defined. (1-3C)alkoxy groups are preferred, (1-2C)alkoxy groups being most preferred.
- (1-5C)Alkoxy means an alkoxy group having 1-5 carbon atoms, the alkyl moiety having the same meaning as previously defined. (1-4C)Alkoxy groups are preferred, (1-3C)alkoxy groups being more preferred.
- (2-3C)Alkenyl means a branched or unbranched alkenyl group having 2-3 carbon atoms, such as ethenyl or 2-propenyl.
- (2-3C)Alkynyl means ethynyl or 2-propynyl.
- (3-4C)Cycloalkyl means a cycloalkyl group having 3-4 carbon atoms, being cyclopropyl or cyclobutyl.
- (3-6C)Cycloalkyl means a cycloalkyl group having 3-6 carbon atoms, being cyclopropyl, cyclobutyl, cyclopentyl or cyclohexyl. Cyclopropyl and cyclobutyl are preferred.
- (2-5C)Heterocycloalkyl means a heterocycloalkyl group having 2-5 carbon atoms, preferably 3-5 carbon atoms; and one or two heteroatoms selected from N, O and/or S, which may be attached via a heteroatom if feasible, or a carbon atom. Preferred heteroatoms are N or O. Preferred are oxetanyl, azetidiny, piperidiny, morpholinyl, pyrrolidiny and piperazinyl. Most preferred (2-5C)heterocycloalkyl are oxetanyl and azetidiny.
- (2-7C)Heterocycloalkyl means a heterocycloalkyl group having 2-7 carbon atoms, preferably 2-5 carbon atoms, and one or two heteroatoms selected from N, O and/or S. Preferred heteroatoms are N or O. Preferred (2-7C)heterocycloalkyl groups are azetidiny,

pyrrolidinyl, piperidinyl, piperazinyl, homopiperidinyl, morpholinyl or thiomorpholinyl.

The heterocycloalkyl group may be attached via a heteroatom if feasible.

(6-10C)Aryl means an aromatic hydrocarbon group having 6-10 carbon atoms, such as phenyl, naphthyl, tetrahydronaphthyl or indenyl. The preferred (6-10C)aryl group is phenyl.

5 (1-5C)Heteroaryl means a substituted or unsubstituted aromatic group having 1-5 carbon atoms and 1-4 heteroatoms selected from N, O and/or S. The (1-5C)heteroaryl may optionally be substituted. Preferred (1-5C)heteroaryl groups are isoxazolyl, pyrazolyl, pyridyl, pyrimidyl, pyrazinyl, more preferred (1-5C)heteroaryls are pyrazolyl, isoxazolyl, pyridinyl and pyrimidyl.

10 (3-6C)Cycloalkylamino means an amino group, monosubstituted with a cycloalkyl group containing 3-6 carbon atoms having the same meaning as previously defined.

(1-6C)Alkylamino means an amino group, monosubstituted with an alkyl group containing 1-6 carbon atoms having the same meaning as previously defined. Preferred (1-6C)alkylamino group is methylamino.

15 Di[(1-2C)alkyl]amino means an amino group, disubstituted with alkyl group(s), each independently containing 1-2 carbon atoms and having the same meaning as previously defined. Preferred di[(1-2C)alkyl]amino group is dimethylamino.

Di[(1-6C)alkyl]amino means an amino group, disubstituted with alkyl group(s), each independently containing 1-6 carbon atoms and having the same meaning as previously defined. Preferred di[(1-6C)alkyl]amino group is *N*-methylpropan-1-amino.

20 (2-7C)Heterocycloalkylamino means an amino group, monosubstituted with a (2-7)heterocycloalkyl group containing 2-7 carbon atoms having the same meaning as previously defined.

(1-6C)Alkylaminocarbonyl means a carbonyl group substituted with an amino group. Said amino group being monosubstituted with an alkyl group having 1-6 carbon atoms and having the same meaning as previously defined.

(2-7C)Heterocycloalkylcarbonyl means a carbonyl group substituted with a (2-7C)heterocycloalkyl group having 2-7 carbon atoms and having the same meaning as previously defined.

30 (1-5C)Alkoxy carbonyl means a carbonyl group substituted with an alkoxy group the alkyl moiety of which having 1-6 carbon atoms as previously defined.

(1-6C)Alkylsulfonyl means a sulfonyl group substituted with an (1-6C)alkyl group having 1-6 carbon atoms and having the same meaning as previously defined.

(1-6C)Alkylcarbonyl means a carbonyl group substituted with an (1-6C)alkyl group having 1-6 carbon atoms and having the same meaning as previously defined.

35 (3-6C)Cycloalkylcarbonyl means a carbonyl group substituted with an (3-6C)cycloalkyl group having 3-6 carbon atoms and having the same meaning as previously defined.

(1-6C)Alkylaminocarbonyl means a carbonyl group substituted with an amino group. Said amino group being monosubstituted with an alkyl group having 1-6 carbon atoms and having the same meaning as previously defined.

(1-6C)Alkylcarbonylamino means an amino group substituted with a carbonyl group. Said carbonyl group being monosubstituted with an alkyl group having 1-6 carbon atoms and having the same meaning as previously defined.

(3-6C)Cycloalkylcarbonylamino means an amino group substituted with a carbonyl group. Said carbonyl group being monosubstituted with a cycloalkyl group having 3-6 carbon atoms and having the same meaning as previously defined.

(2-7C)Heterocycloalkylcarbonylamino means an amino group substituted with a carbonyl group. Said carbonyl group being monosubstituted with a (2-7C)heterocycloalkyl group having 2-7 carbon atoms and having the same meaning as previously defined.

Hydroxy(1-2C)alkyl means a (1-2C)alkyl group having 1-2 carbon atoms with the same meaning as previously defined, substituted with a hydroxyl group.

(1-2C)Alkoxy[(2-4C)alkoxy]_n(1-6C)alkyl means a (1-6C)alkyl group having 1-6 carbon atoms with the same meaning as previously defined, substituted with one or more (2-4C)alkoxy groups, wherein n represents an integer of 1,2,3 or 4, the alkoxy groups being linearly connected one to another. The last (2-4C)alkoxy group being substituted with an (1-2C)alkoxy group. In the (1-2C)alkoxy[(2-4C)alkoxy]_n(1-6C)alkyl group, the preferred (1-2C)alkoxy group is methoxy, the preferred (2-4C)alkoxy is ethoxy, and the preferred (1-6C)alkyl is ethyl, preferably n is 1,2,3,4, n is 1 or 2 being most preferred.

In the above definitions with multifunctional groups, the attachment point is at the last group.

When, in the definition of a substituent, is indicated that "all of the alkyl groups" of said substituent are optionally substituted, this also includes the alkyl moiety of an alkoxy group.

The term "substituted" means that one or more hydrogens on the designated atom/atoms is/are replaced with a selection from the indicated group, provided that the designated atom's normal valency under the existing circumstances is not exceeded, and that the substitution results in a stable compound. Combinations of substituents and/or variables are permissible only if such combinations result in stable compounds.

"Stable compound" or "stable structure" is defined as a compound or structure that is sufficiently robust to survive isolation to a useful degree of purity from a reaction mixture, and formulation into an efficacious therapeutic agent.

The term "optionally substituted" means optional substitution with the specified groups, radicals or moieties.

In one embodiment the invention relates to a compound according to Formula I wherein

5 R^{13} is $R^{132}O$, $R^{135}C(O)$, (2-7C)heterocycloalkyl or (1-5C)heteroaryl each heterocycloalkyl or heteroaryl optionally being substituted with (1-2C)alkyl, (1-6C)alkylcarbonyl, (1-6C)alkylsulfonyl, (1-5C)alkoxycarbonyl, (1-6C)alkylaminocarbonyl, (3-6C)cycloalkylcarbonyl or (2-7C)heterocycloalkylcarbonyl, each alkylcarbonyl, alkylsulfonyl, alkoxycarbonyl, alkylaminocarbonyl, cycloalkylcarbonyl or heterocycloalkylcarbonyl optionally being substituted

10 with (1-2C)alkyl, fluoro, (1-2C)alkoxy; R^{132} is selected from a group consisting of (1-6C)alkyl, (3-6C)cycloalkyl, (2-7C)heterocycloalkyl, (6-10C)aryl or (1-5C)heteroaryl, each optionally substituted with one or more groups selected from (1-2C)alkyl, halogen, hydroxyl, (1-2C)alkoxy, di[(1-2C)alkyl]amino or (2-7C)heterocycloalkyl and R^{135} is selected from a group consisting of (2-7C)heterocycloalkyl, (1-6C)alkylamino, di[(1-6C)alkyl]amino, (2-

15 7C)heterocycloalkylamino or (3-6C)cycloalkylamino, each optionally substituted with one or more groups selected from (1-2C)alkyl, fluoro, hydroxyl, (1-2C)alkoxy, di[(1-2C)alkyl]amino, (2-7C)heterocycloalkyl, oxo, cyano or amino.

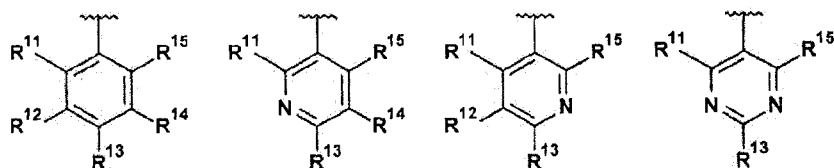
In yet another embodiment the invention relates to a compound according to Formula I wherein R^{13} is $R^{132}O$, $R^{135}C(O)$; or R^{13} is piperidinyl, piperazinyl, morpholinyl, pyrazolyl or

20 isoxazolyl (each optionally being substituted with (1-2C)alkyl, (1-6C)alkylcarbonyl, (1-6C)alkylsulfonyl, (1-5C)alkoxycarbonyl, (1-6C)alkylaminocarbonyl, (3-6C)cycloalkylcarbonyl or (2-7C)heterocycloalkylcarbonyl each alkylcarbonyl, alkylsulfonyl, alkoxycarbonyl, alkylaminocarbonyl, cycloalkylcarbonyl or heterocycloalkylcarbonyl optionally being substituted with (1-2C)alkyl, fluoro or (1-2C)alkoxy. R^{132} is selected from a group consisting of (1-6C)alkyl,

25 piperidinyl, pyrrolidinyl or azetidiny, each optionally being substituted with one or more groups selected from (1-2C)alkyl, (1-2C)alkoxy or di[(1-2C)alkyl]amino and R^{135} is selected from a group consisting of piperidinyl, thiomorpholinyl, morpholinyl, homo-piperazinyl, (1-6C)alkylamino, (3-6C)cycloalkylamino or piperidinylamino, azetidinylamino, tetrahydropyranylamino or 3-oxabicyclo[3.1.0]hexan-6-amino, each optionally being

30 substituted with one or more groups selected from (1-2C)alkyl, fluoro, hydroxyl or (1-2C)alkoxy, di[(1-2C)alkyl]amino, (2-7C)heterocycloalkyl, oxo, cyano or amino.

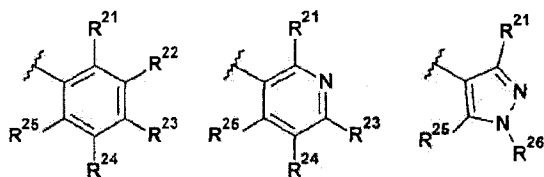
In another embodiment the present invention relates to a compound according to Formula I wherein R^1 is selected from a group consisting of:



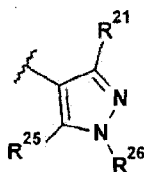
In again another embodiment the present invention relates to a compound according to Formula I wherein R^{12} and R^{15} each are H and R^{14} is H, fluoro, chloro or (1-2C)alkyl.

The invention also relates to compounds according to Formula I wherein R^{11} is H, (1-2C)alkyl or (1-2C)alkoxy, all alkyl and alkoxy groups optionally being substituted with one or more fluoro.

In yet another embodiment the invention relates to a compound according to Formula I wherein R^2 is selected from a group consisting of:



In a particular embodiment, the invention relates to a compound according to Formula I in which R^2 is:



In again another embodiment the invention relates to a compound according to Formula I wherein R^{23} is H or (1-6C)alkyl and R^{22} and R^{24} each are H.

In another embodiment the invention relates to a compound according to Formula I wherein R^{21} is selected from a group consisting of H, halogen, (1-6C)alkyl or cyano.

In again another embodiment the invention relates to a compound according to Formula I wherein R^{23} is H or (1-2C)alkyl and R^{22} and R^{24} each are H and R^{21} and R^{25} are independently selected from a group consisting of halogen, (1-3C)alkyl, methoxy, hydroxymethyl or cyano.

In another embodiment the invention relates to a compound according to Formula I wherein R^{26} is H, (1-6C)alkyl, oxetanyl, azetidiny or (1-2C)alkoxy[(2-4C)alkoxy]_n(1-6C)alkyl, wherein n represents an integer of 1 or 2, all alkyl, oxetanyl and azetidiny groups optionally being substituted with one or more groups selected from (1-2C)alkyl, (1-2C)alkoxy, hydroxyl, di[(1-2C)alkyl]amino or oxetanyl.

The invention also relates to those compounds wherein all specific definitions R¹, R², R¹¹⁻¹⁵, R²¹⁻²⁶ and R¹³¹⁻¹³⁷ and all substituent groups in the various aspects of the inventions defined here above occur in any combination within the definition of the compound of Formula I.

5 In another aspect of the invention the compounds of the invention have an inhibitory potency on TTK with an IC₅₀ of 10 µM or lower. In another aspect the invention relates to compounds of Formula I which have an inhibitory potency on TTK with an IC₅₀ of less than 100 nM. In yet another aspect the invention relates to compounds of Formula I which have an inhibitory potency on TTK with an IC₅₀ of less than 10 nM.

10 The term IC₅₀ means the concentration of the test compound that is required for 50% inhibition of its maximum effect *in vitro*.

Inhibition of TTK kinase activity can be measured using the Immobilized Metal Assay for Phosphochemicals (IMAP) assay. IMAP is a homogeneous fluorescence polarization (FP) assay based on affinity capture of phosphorylated peptide substrates. IMAP uses fluorescein-labeled
15 peptide substrates that, upon phosphorylation by a protein kinase, bind to so-called IMAP nanoparticles, which are derivatized with trivalent metal complexes. Binding causes a change in the rate of the molecular tumbling of the peptide, and results in an increase in the FP value observed for the fluorescein label attached to the substrate peptide (Gaudet, E.A. et al. J. Biomol. Screen 8: 164; 2003).

20 The biological activity of TTK inhibitors can be measured, in proliferation assays with tumor cell lines. The activity of the compounds on tumor cells can also be determined in colony formation assays, and in the context of an animal model, in mice grafted with human or mouse cell lines or tumor tissue.

The compounds of Formula I can form salts which are also within the scope of this
25 invention. Reference to a compound of Formula I herein is understood to include reference to salts thereof, unless otherwise indicated. The term "salt(s)", as employed herein, denotes acidic salts formed with inorganic and/or organic acids, as well as basic salts formed with inorganic and/or organic bases. In addition, when a compound of Formula I may contain both a basic moiety, such as, but not limited to a pyridine or imidazole, and an acidic moiety, zwitterions
30 ("inner salts") may be formed and are included within the term "salt(s)" as used herein. Pharmaceutically acceptable (i.e., non-toxic, physiologically acceptable) salts are preferred. Salts of the compounds of the Formula I may be formed, for example, by reacting a compound of Formula I with an amount of acid or base, such as an equivalent amount, in a medium such as one in which the salt precipitates or in an aqueous medium followed by lyophilization.

35 Exemplary acid addition salts include acetates, ascorbates, benzoates, benzenesulfonates, bisulfates, borates, butyrates, citrates, camphorates, camphorsulfonates, fumarates, hydrochlorides, hydrobromides, hydroiodides, lactates, maleates,

methanesulfonates, naphthalenesulfonates, nitrates, oxalates, phosphates, propionates, salicylates, succinates, sulfates, tartrates, thiocyanates, toluenesulfonates (also known as tosylates) and the like. Additionally, acids which are generally considered suitable for the formation of pharmaceutically useful salts from basic pharmaceutical compounds are discussed, for example, by P. Stahl et al, Camille G. (eds.) Handbook of Pharmaceutical Salts. Properties, Selection and Use. (2002) Zurich: Wiley-VCH; S. Berge et al, J. of Pharm. Sci. (1977) 66(1) 1-19; P. Gould, Int. J. Pharm. (1986) 33 201-21 7; Anderson et al, The Practice of Medicinal Chemistry (1996), Academic Press, New York; and in The Orange Book (Food & Drug Administration, Washington, D.C. on their website).

Exemplary basic salts include ammonium salts, alkali metal salts such as sodium, lithium, and potassium salts, alkaline earth metal salts such as calcium and magnesium salts, salts with organic bases (for example, organic amines) such as dicyclohexylamines, *tert*-butyl amines, and salts with amino acids such as arginine, lysine and the like. Basic nitrogen-containing groups may be quarternized with agents such as lower alkyl halides (e.g., methyl, ethyl, and butyl chlorides, bromides and iodides), dialkyl sulfates (e.g., dimethyl, diethyl, and dibutyl sulfates), long chain halides (e.g., decyl, lauryl, and stearyl chlorides, bromides and iodides), aralkyl halides (e.g., benzyl and phenethyl bromides), and others.

The compounds of Formula I may have the ability to crystallize in more than one form, a characteristic known as polymorphism, and it is understood that such polymorphic forms ("polymorphs") are within the scope of Formula I. Polymorphism generally can occur as a response to changes in temperature or pressure or both and can also result from variations in the crystallization process. Polymorphs can be distinguished by various physical characteristics known in the art such as x-ray diffraction patterns, solubility and melting point.

The compounds of Formula I may contain asymmetric or chiral centers, and, therefore, exist in different stereoisomeric forms. It is intended that all stereoisomeric forms of the compounds of Formula I as well as mixtures thereof, including racemic mixtures, form part of the present invention. In addition, the present invention embraces all geometric and positional isomers. For example, if a compound of Formula I incorporates a double bond or a fused ring, both the *cis*- and *trans*-forms, as well as mixtures, are embraced within the scope of the invention.

Diastereomeric mixtures can be separated into their individual diastereomers on the basis of their physical chemical differences by methods well known to those skilled in the art, such as, for example, by chromatography and/or fractional crystallization. Enantiomers can be separated by converting the enantiomeric mixture into a diastereomeric mixture by reaction with an appropriate optically active compound (e.g. chiral auxiliary such as a chiral alcohol or Mosher's acid chloride), separating the diastereomers and converting (e.g. hydrolyzing) the individual diastereomers to the corresponding pure enantiomers. Also, some of the compounds

of Formula I may be atropisomers (e.g. substituted biaryls) and are considered as part of this invention. Enantiomers can also be separated by use of chiral a HPLC column.

It is also possible that the compounds of Formula I may exist in different tautomeric forms, and all such forms are embraced within the scope of the invention. Also, for example, all
5 keto-enol and imine-enamine forms of the compounds are included in the invention.

All stereoisomers (for example, geometric isomers, optical isomers and the like) of the present compounds (including those of the salts, solvates, esters and prodrugs of the compounds as well as the salts, solvates and esters of the prodrugs), such as those which may exist due to asymmetric carbons on various substituents, including enantiomeric forms (which
10 may exist even in the absence of asymmetric carbons), rotameric forms, atropisomers, and diastereomeric forms, are contemplated within the scope of this invention. The chiral centers of the present invention can have the *S* or *R* configuration as defined by the IUPAC 1974 Recommendations. The use of the terms "salt", "solvate", "ester", "prodrug" and the like, is intended to equally apply to the salt, solvate, ester and prodrug of enantiomers, stereoisomers,
15 rotamers, tautomers, positional isomers, racemates or prodrugs of the compounds according to the invention.

The compounds having Formula (I) or the pharmaceutically accepted salts may form hydrates or solvates. It is known to those of skill in the art that charged compounds form hydrated species when lyophilized with water, or form solvated species when concentrated in a
20 solution with an appropriate organic solvent. The compounds of this invention include the hydrates or solvates of the compounds listed.

In the compounds of Formula I, the atoms may exhibit their natural isotopic abundances, or one or more of the atoms may be artificially enriched in a particular isotope having the same atomic number, but an atomic mass or mass number different from the atomic mass or mass
25 number predominantly found in nature. The present invention is meant to include all suitable isotopic variations of the compounds of Formula I. For example, different isotopic forms of hydrogen (H) include protium (^1H) and deuterium (^2H). Protium is the predominant hydrogen isotope found in nature.

Substitution with heavier isotopes such as deuterium (i.e., ^2H) may afford certain
30 therapeutic advantages resulting from greater metabolic stability (e.g., increased in vivo half-life or reduced dosage requirements) and hence may be preferred in some circumstances. Isotopically labelled compounds of Formula I can generally be prepared by following procedures analogous to those disclosed in the Schemes and/or in the Examples hereinbelow, by substituting an appropriate isotopically labeled reagent for a non-isotopically labeled reagent.

35 The compounds of the present invention can be used for therapy.

In one aspect the compounds of the present invention can be used for the treatment of TTK-mediated diseases or conditions. In particular, the compounds of Formula I or their salts,

and pharmaceutical compositions thereof can be used to treat diseases and conditions caused by or associated with overexpression or over-activity of the TTK protein, and/or abnormal expression, activity, or regulation of any regulators of TTK activity, or other regulators of the mitotic checkpoint, such as MAD1, MAD2, BUB1, BUBR1, BUB3 and others (Kops, G.J.P.L., et al.; Nature Rev. Cancer 5: 773; 2005).

Thus, in one aspect of the invention the compounds according to Formula I or pharmaceutically acceptable salts thereof can be used to treat diseases and conditions caused by or associated with overexpression or over-activity of the TTK protein.

In another aspect compounds according to Formula I or a pharmaceutically acceptable salt thereof can be used to treat hyperproliferative disorders.

The invention thus relates to a method of regulating, modulating, or inhibiting TTK for the prevention and/or treatment of hyperproliferative disorders.

In another aspect the compounds of the present invention can be used for the treatment of diseases or conditions caused by abnormal cell proliferation, and/or diseases associated with chromosomal instability, chromosomal rearrangements, and/or aneuploidy.

In yet another aspect the compounds of the present invention can be used for the treatment of cancer, in particular for the treatment or prophylaxis of diseases caused by, or associated with uncontrolled cell growth, cell proliferation and/or cell survival.

In another aspect the compounds of the present invention can be used for the treatment of solid tumors, haematological tumors, and/or metastases thereof, e.g., mammary and gynaecological tumours, head and neck tumors, brain tumors and brain metastases, tumors of the thorax including non-small cell and small cell lung tumors, gastrointestinal tumors, endocrine tumors, urological tumors including renal, bladder and prostate tumors, skin tumor, and sarcomas, leukaemias and myelodysplastic syndrome, malignant lymphomas, and/or metastases thereof.

A further aspect of the invention resides in the use of a compound of Formula I or a pharmaceutically acceptable salt thereof for the manufacture of a medicament to be used to treat diseases and conditions caused by or associated with overexpression or over-activity of the TTK protein and for the treatment of disorders in which hyperproliferative cells play a prominent role.

Included herein are methods of treatment and/or pharmaceutical compositions in which at least one compound of Formula I or a pharmaceutically acceptable salt thereof is administered in combination with at least one other active agent. The other active agent can be a chemotherapeutic agent, an antibody, or an active polypeptide.

The another aspect the invention concerns a compound of Formula I in combination with one or more other drug(s).

The invention further provides a pharmaceutical composition, which comprises a compound of Formula I and salts thereof, and one or more pharmaceutically acceptable carriers, diluents, or excipients. The carrier(s), diluent(s) or excipient(s) must be acceptable in the sense of being compatible with the other ingredients of the formulation and not deleterious to the recipient thereof.

Mixed with such pharmaceutically acceptable auxiliaries, e.g. as described in the standard reference, Gennaro, A.R. et al., Remington: The Science and Practice of Pharmacy (20th Edition., Lippincott Williams & Wilkins, 2000, see especially Part 5: Pharmaceutical Manufacturing), the active agent may be compressed into solid dosage units, such as pills, tablets, or be processed into capsules or suppositories. By means of pharmaceutically acceptable liquids the active agent can be applied as a fluid composition, e.g. as an injection preparation, in the form of a solution, suspension, emulsion, or as a spray, e.g. a nasal spray.

Pharmaceutical compositions of the present invention may be presented in unit dose forms containing a predetermined amount of active ingredient per unit dose. Such a unit may contain, for example, 5 µg to 1 g, preferably 1 mg to 700 mg, more preferably 5 mg to 100 mg of a compound of the Formula I, depending on the condition being treated, the route of administration and the age, weight and condition of the patient. Such unit doses may therefore be administered more than once a day. Preferred unit dosage compositions are those containing a daily dose or sub-dose (for administration more than once a day), as here in above recited, or an appropriate fraction thereof, of an active ingredient. Furthermore, such pharmaceutical compositions may be prepared by any of the methods well known in the pharmacy art.

Pharmaceutical compositions of the present invention may be adapted for administration by any appropriate route, for example by the oral (including buccal or sublingual), rectal, topical, inhaled, nasal, ocular, sublingual, subcutaneous, local or parenteral (including intravenous and intramuscular) route, and the like, all in unit dosage forms for administration. Such compositions may be prepared by any method known in the art of pharmacy, for example by bringing into association the active ingredient with the carrier(s) or excipient(s). Dosage forms include tablets, troches, dispersions, suspensions, solutions, capsules, creams, ointments, aerosols, and the like.

The compound of the present invention can also be administered as a protein-drug conjugate. The compound can be covalently bound, optionally with a linker molecule to a peptide or protein, such as a binding protein for example an antibody. Using this approach, the conjugate can be delivered to the target tissue. Methods to prepare such conjugates are well known to those skilled in the art.

It will be appreciated that when the compound of the present invention is administered in combination with other therapeutic agents normally administered by the inhaled, intravenous,

oral or intranasal route, that the resultant pharmaceutical composition may be administered by the same routes.

A therapeutically effective amount of a compound of the present invention will depend upon a number of factors including, for example, the age and weight of the animal, the precise condition requiring treatment and its severity, the particular compound having Formula I, the nature of the formulation, and the route of administration, and will ultimately be at the discretion of the attendant physician or veterinarian. However, an effective amount of a compound of Formula I for the treatment of diseases or conditions associated with inappropriate TTK activity, will generally be in the range of 5 µg to 100 mg/kg body weight of recipient (mammal) per day and more usually in the range of 5 µg to 10 mg/kg body weight per day. This amount may be given in a single dose per day or more usually in a number (such as two, three, four, five or six) of sub-doses per day such that the total daily dose is the same. An effective amount of a salt or solvate, thereof, may be determined as a proportion of the effective amount of the compound of Formula I per se.

In general parenteral administration requires lower dosages than other methods of administration which are more dependent upon absorption. However, a dosage for humans preferably contains 0.0001-25 mg of a compound of Formula I or pharmaceutically acceptable salts thereof per kg body weight. The desired dose may be presented as one dose or as multiple sub-doses administered at appropriate intervals throughout the day, or, in case of female recipients, as doses to be administered at appropriate daily intervals throughout the menstrual cycle. The dosage, as well as the regimen of administration, may differ between a female and a male recipient.

The present invention also relates to a pharmaceutical composition comprising a compound of Formula I or pharmaceutically acceptable salt thereof in a mixture with pharmaceutically acceptable auxiliaries and optionally other therapeutic agents. The auxiliaries must be "acceptable" in the sense of being compatible with the other ingredients of the composition and not deleterious to the recipients thereof.

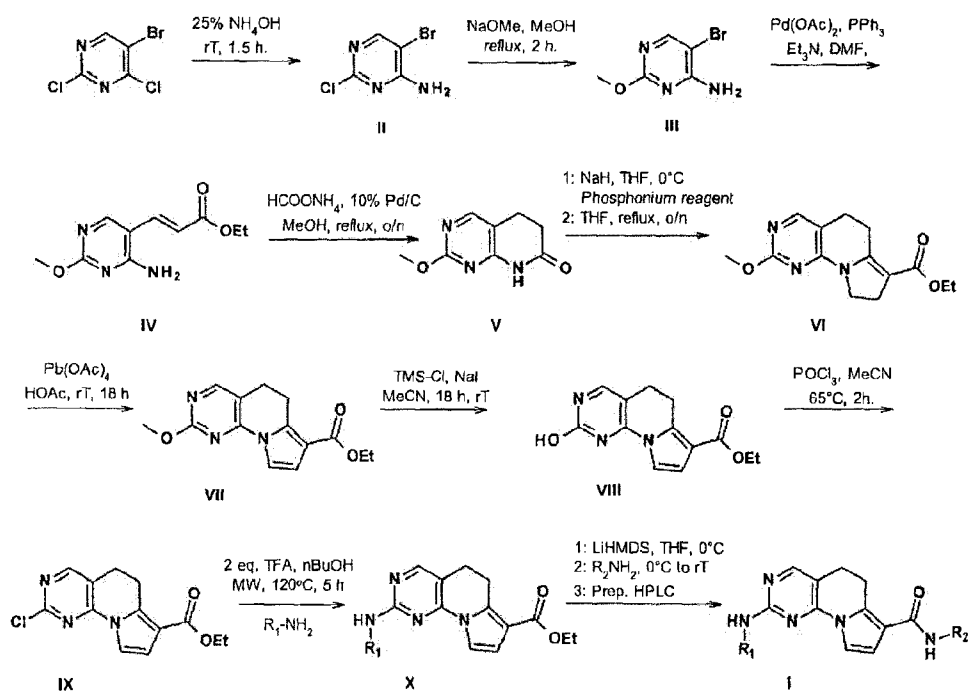
The invention further includes a pharmaceutical composition comprising at least one compound of Formula I or pharmaceutically acceptable salts thereof in combination with at least one other therapeutically active agent.

For the treatment of cancer a compound of Formula I may be combined with one or more anticancer agents. Examples of such agents can be found in *Cancer Principles and Practice of Oncology* by V.T. Devita and S. Hellman (editors), 6th edition (February 15, 2001), Lippincott Williams & Wilkins Publishers. A person of ordinary skill in the art would be able to discern which combinations of agents would be useful based on the particular characteristics of the drugs and the cancer involved.

The (5,6-dihydro)pyrimido[4,5-e]indolizine derivatives of the present invention can be prepared by methods well known in the art of organic chemistry. See, for example, J. March, 'Advanced Organic Chemistry' 4th Edition, John Wiley and Sons. During synthetic sequences it may be necessary and/or desirable to protect sensitive or reactive groups on any of the molecules concerned. This is achieved by means of conventional protecting groups, such as those described in T.W. Greene and P.G.M. Wuts 'Protective Groups in Organic Synthesis' 3rd Edition, John Wiley and Sons, 1999. The protective groups are optionally removed at a convenient subsequent stage using methods well known in the art.

The products of the reactions are optionally isolated and purified, if desired, using conventional techniques, including but not limited to, filtration, distillation, crystallization, chromatography and the like. Such materials are optionally characterized using conventional means, including physical constants and spectral data.

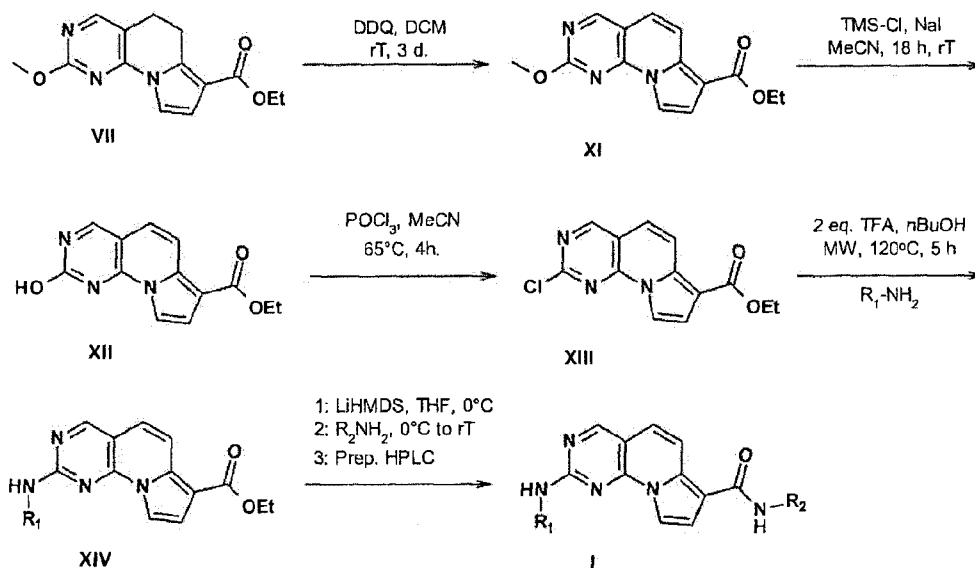
5,6-Dihydropyrimido[4,5-e]indolizines compounds of Formula I, wherein R¹-R^x have the previously defined meanings, can be prepared by the general synthetic route shown in scheme I.



Scheme I

5-Bromo-2-chloro-pyrimidin-4-amine (II) can be prepared from commercial available 5-bromo-2,4-dichloro-pyrimidine using 25% aqueous ammonia at ambient temperature. The resulting product can then be reacted with sodium methanolate in methanol at elevated temperatures to obtain 5-bromo-2-methoxy-pyrimidin-4-amine (III). Compound IV can, subsequently, be prepared from compound III using ethylacrylate in the presence of a suitable palladium catalyst system, for example palladium(II) acetate, an organic base like triethylamine or inorganic base like potassium carbonate, cesium carbonate or potassium phosphate in a suitable solvent system like combinations of dioxane and water or dimethylformamide. Reduction of the double bond and subsequent cyclisation can be accomplished by hydrogenation in the presence of a suitable catalyst system and solvent, for example palladium on charcoal in methanol to provide lactam V. Ethylester VI can be prepared from lactam V using [1-(ethoxycarbonyl)cyclopropyl]tris(phenyl)phosphonium tetrafluoroborate in THF and a suitable base such as sodium hydride. Oxidation of VI can be accomplished using oxidizing reagents such as manganese-oxide or lead(IV)acetate to provide derivative VII. Compound VII can be converted to derivative IX, after appropriate deprotection with trimethylsilyliodide and subsequent conversion using phosphorus(V) oxychloride under heating conditions. Substitution of ethyl 2-chloro-5,6-dihydropyrimido[4,5-e]indolizine-7-carboxylate with R¹NH₂ can be carried out under acidic conditions using trifluoroacetic acid or concentrated hydrogen chloride solution and an appropriate solvent like n-butanol or isopropanol under microwave radiation. Alternatively, R¹NH₂ can be introduced in the presence of a suitable palladium catalyst system, for example palladium(II)acetate or tetrakis(triphenylphosphine)palladium(0) in the presence of an inorganic base such as potassium carbonate, cesium carbonate or potassium phosphate in a suitable solvent system like dioxane and water to generate derivative X. Finally, conversion of derivative X to compounds with Formula I can be accomplished either first by saponification of the ester functionality in compound X and subsequent condensation to the amide, using methods well known in the art or through aminolysis of the ester functionality using a strong base such as lithium bis(trimethylsilyl)amide.

Pyrimido[4,5-e]indolizine compounds of Formula I, wherein R¹-R^x have the previously defined meanings, can be prepared by the general synthetic route shown in scheme II.



Scheme II

Oxidation of **VII** can be performed using oxidizing reagents like manganese-oxide, oxygen or DDQ to provide derivative **XI**. Compound **XI** can be converted to chloride **XIII**, after appropriate deprotection with trimethylsilyliodide and subsequent conversion using phosphorus(V) oxychloride under heating conditions. Substitution of ethyl 2-chloro-pyrimido[4,5-*e*]indolizine-7-carboxylate with R¹NH₂ can be carried out under acidic conditions using trifluoroacetic acid or concentrated hydrogen chloride solution and an appropriate solvent like *n*-butanol or isopropanol under microwave radiation. Alternatively, R¹NH₂ can be introduced in the presence of a suitable palladium catalyst system, for example palladium(II) acetate or tetrakis(triphenylphosphine)palladium(0) in the presence of an inorganic base such as potassium carbonate, cesium carbonate or potassium phosphate in a suitable solvent system like dioxane and water to generate derivative **XIV**. Finally, conversion of derivative **XIV** to compounds with Formula I can be accomplished either first by saponification of the ester functionality of compound **XIV** and subsequent condensation to the amide, using methods well known in the art, or through aminolysis of the ester functionality using a strong base such as lithium bis(trimethylsilyl)amide.

The invention is illustrated by the following examples.

Examples

The following examples are illustrative embodiments of the invention, not limiting the scope of the invention in any way. Reagents are either commercially available or are prepared according to procedures in the literature.

Method LCMS (A)

Method name	NTRC_C18_Short.M		
Column	Waters XTerra C18-MS, 50×4.6 mm ID, 2.5 μm		
Flow	0.5 ml/min.		
Temperature	40 °C		
Detector DAD	210, 254, 280 nm		
Detector MSD	API-ES		
MSD signal	1	2	
Mode	Scan	Scan	
Polarity	Positive	Negative	
Mass Range	100-1000 m/z	100-1000 m/z	
Fragmentor	70	70	
Cycle Time	50 %	50 %	
Sample preparation	N/A		
Concentration	1 mg/ml in MeOH or ACN		
Injection volume	1,0 μl		
Eluent	A	B	
Time [min]	% 0.1% Formic Acid	% 0.05% Formic Acid in Acetonitrile	
0	90	10	
0.3	90	10	
7.0	10	90	
7.1	90	10	
10.0	90	10	
Post time	0.2 min	Stop time	10 min

Method LCMS (B)

Method LCMS (B) Method name	NTRC_C18.M		
Column	Waters XTerra C18-MS, 50×4.6 mm ID, 2.5 μm		
Flow	0.5 ml/min.		
Temperature	40 °C		
Detector DAD	210, 254, 280 nm		
Detector MSD	API-ES		
MSD signal	1	2	
Mode	Scan	Scan	
Polarity	Positive	Negative	
Mass Range	100-1000 m/z	100-1000 m/z	
Fragmentor	70	70	
Cycle Time	50 %	50 %	
Sample preparation	N/A		
Concentration	1 mg/ml in MeOH or ACN		
Injection volume	1,0 μl		
Eluent	A	B	
Time [min]	% 0.1% Formic Acid	% 0.05% Formic Acid in Acetonitrile	
0	90	10	
1	90	10	
22.0	10	90	
22.1	90	10	
30.0	90	10	
Post time	0.2 min	Stop time	30 min

Method LCMS (C)

LC System	HP1200SL		
Column	Agilent Eclipse plus C18 150 mm x 2.1 mm ID 3.5µm		
Column temperature	40 °C		
Sample(s)	ca 1 mg/mL		
Autosampler temperature	20 °C		
Injection volume	5 µL		
Flow	0.5 ml/min		
Type of Pump	Binary		
Eluent	A = MilliQ + 0.1% Formic Acid B = Acetonitrile		
Gradient	time (min)	%A	%B
	0	90	10
	1	90	10
	22	10	90
	22.1	90	10
	30	90	10
Next Injection delay	0 min		
UV detection	UV 210, 240, 280nm		
Flowcell DAD	10 mm		

MS system	Agilent 6130 single Quad MS
Source	ESI
Mode	Positive (+)
Mass range	100 – 1000 Da
Flow	The total flow was split to a suitable flow infused directly in the APCI/ESI multimode source of the Agilent 6130

Method Preparative HPLC

LC System	Waters Prep System			
Column	Phenomenex Luna, C18(2) 100 A, 150 mm x 21.2 mm, 5 µm			
Column Temp	20 °C			
Sample(s)	10-50 mg			
Autosamp. Temp	20 °C			
Injection volume	500-950 µL			
Flow	15 ml/min			
Eluent	A = MilliQ + MeCN (9/1) B = Acetonitrile			
Gradient	time (min)	%A	%B	%C
	0	97	0	3
	20	37	60	3
	25	37	60	3
	25.1	97	0	3
	30	97	0	3
UV detection	Photo Diode Array			

5

The following abbreviations are used throughout the application with respect to chemical terminology:

	TFA	Trifluoroacetic acid
10	HATU	O-(7-Azabenzotriazol-1-yl)-1,1,3,3-tetramethyluroniumhexafluorophosphate
	DMF	<i>N,N</i> -Dimethylformamide
	THF	Tetrahydrofuran
	MeOH	Methanol
	EtOAc	Ethyl acetate
15	DCM	Dichloromethane
	Na ₂ SO ₄	Sodium sulfate
	TMS-Cl	Chlorotrimethylsilane

	DiPEA	<i>N,N</i> -Diisopropylethylamine
	EtOH	Ethanol
	10% Pd/C	10% Palladium on charcoal
	HPLC	High Performance Liquid Chromatography
5	LCMS	Liquid Chromatography with Mass Spectrometry detection
	NaOH	Sodium hydroxide
	HCl	Hydrogen chloride
	KOH	Potassium hydroxide
	NaHCO ₃	Sodium bicarbonate
10	4-DMAP	4-Dimethylamino pyridine
	Boc	Butyloxycarbonyl
	Cbz	Benzyloxycarbonyl
	HNO ₃	Nitric acid
	LiHMDS	Lithium bis(trimethylsilyl)amide
15	DDQ	2,3-Dichloro-5,6-dicyano-p-benzoquinone
	DBU	1,8-Diazabicyclo[5.4.0]undec-7-ene
	DEAD	Diethyl azodicarboxylate

The names of the final products in the examples are generated using Accelrys Draw
 20 (version 4.1).

Intermediate 1

Ethyl 2-chloro-5,6-dihydropyrimido[4,5-e]indolizine-7-carboxylate

(a) 5-Bromo-2-chloro-pyrimidin-4-amine

25 To a solution of 5-bromo-2,4-dichloro-pyrimidine (150 g; 658 mmol) in THF (445 mL) was added ammoniumhydroxide (25% in water, 250 mL) and the resulting reaction mixture was stirred at room temperature for 90 min. The mixture was subsequently evaporated to a small volume and partitioned between ethyl acetate and water. The organic phase was separated and washed with water and brine, dried over sodium sulfate, filtered and
 30 concentrated to give 137.3 g (quant. yield) of 5-bromo-2-chloro-pyrimidin-4-amine.

(b) 5-Bromo-2-methoxy-pyrimidin-4-amine

To a suspension of 5-bromo-2-chloro-pyrimidin-4-amine (137.3 g, 658 mmol) in methanol (1 L) was added portionwise sodium methoxide (83.5 g; 1.54 mol). The reaction mixture was stirred for 2 h. at reflux. The reaction mixture was concentrated to a small volume
 35 (~400 mL) and poured into a saturated solution of ammonium chloride in water (1.2 L). This mixture was allowed to stir for 15 min, after which the water layer was extracted with ethyl

acetate. The combined ethyl acetate layers were washed with brine, dried over sodium sulfate, filtered and concentrated to yield 5-bromo-2-methoxypyrimidin-4-amine (133.7 g, 99.4%).

(c) Ethyl (E)-3-(4-amino-2-methoxy-pyrimidin-5-yl)prop-2-enoate

- Palladium(II) acetate (1.21 g, 5.5 mmol) and triphenylphosphine (3.40 g, 13.0 mmol) were dissolved in anhydrous and oxygen-free DMF (53 mL) and stirred for 5 min at 30 °C to give an orange suspension. To this suspension was added a solution of 5-bromo-2-methoxypyrimidin-4-amine (44.1 g, 216 mmol) in DMF (270 mL), triethylamine (60.2 mL, 432 mmol) and a solution of ethyl acrylate (23.5 mL, 216 mmol) in DMF (50 mL). The reaction mixture was stirred at 100 °C o/n under a nitrogen atmosphere. The reaction mixture was evaporated to a small volume. Water (300 mL) and brine (300 mL) was added to the mixture, followed by an extraction with ethyl acetate (300 mL, twice). The combined organic layers were washed with water, brine, dried over sodium sulfate and concentrated *in vacuo*. The crude product was purified by silica column chromatography (ethyl acetate:heptane = 2:1 v/v%) to yield the title compound (38.2 g, 77%).

(d) 2-Methoxy-6,8-dihydro-5H-pyrido[2,3-d]pyrimidin-7-one

- To a stirred solution of ethyl (E)-3-(4-amino-2-methoxy-pyrimidin-5-yl)prop-2-enoate (12.52 g, 56.1 mmol) in methanol (250 mL) was added a suspension of 10% Pd on charcoal (1.19 g) in methanol/ethanol=3/1 v/v% (30 mL). The reaction mixture was stirred at room temperature for 15 min under nitrogen atmosphere. Then, ammonium formate (35.3 g, 561 mmol) was added and the resulting reaction mixture was refluxed o/n. After cooling of the reaction mixture, a fresh portion of ammonium formate (20 g, 317 mmol) was added and stirring was continued an additional night at reflux. The reaction mixture was filtered over Decalite® and the Pd-C/ Decalite® residue was washed with dichloromethane/methanol = 8/2 v/v% and the filtrate was concentrated *in vacuo*. The residue was dissolved in dichloromethane and washed with water, dried over sodium sulfate, filtered and concentrated *in vacuo* to obtain 9.4 g (94%) of 2-methoxy-6,8-dihydro-5H-pyrido[2,3-d]pyrimidin-7-one.

(e) Ethyl 2-methoxy-5,6,8,9-tetrahydropyrimido[4,5-e]indolizine-7-carboxylate

- 2-Methoxy-6,8-dihydro-5H-pyrido[2,3-d]pyrimidin-7-one (4.79 g, 26.8 mmol) was suspended in THF (200 mL) in a three-necked flask (500 mL), equipped with a mechanical stirrer, a thermometer and a reflux condensor. The mixture was cooled to 0 °C and sodium hydride (60% dispersion in oil, 1.18 g, 29.4 mmol) was added in two batches. The mixture was stirred at 0 °C for 30 min. (1-ethoxycarbonylcyclopropyl)triphenylphosphonium tetrafluoroborate (13.6 g, 29.4 mmol) was added and the resulting suspension was heated to reflux and kept at reflux temperature for 3 days. The reaction mixture was cooled to room temperature and poured in a 1/1/1 mixture of brine/water/EtOAc (450 mL). The water layer was extracted with ethyl acetate (2x). The combined organic layers were washed with water and

brine, dried over sodium sulfate, filtered and concentrated *in vacuo* to give 18.05 g of an orange oil. The crude product was used directly in the next step without purification.

(f) Ethyl 2-methoxy-5,6-dihydropyrimido[4,5-e]indolizine-7-carboxylate

To a stirred solution of ethyl 2-methoxy-5,6,8,9-tetrahydropyrimido[4,5-e]indolizine-7-carboxylate (18.05 g, 26.2 mmol) in dichloromethane (100 mL) was added acetic acid (3.15 g, 3 mL) and lead(IV)acetate (13.9 g, 31.4 mmol). The reaction mixture was stirred for 2 h at room temperature then filtered over a PE filter to remove Pb-salts and the Pb-residue was washed with 2 x 30 mL DCM. The filtrate was concentrated *in vacuo* and the resulting residue was dissolved in ethyl acetate (300 mL). A solution of sodium bicarbonate (5%) was added until pH ~ 8.5. Both the organic and the water layers were filtered over Decalite® to remove any remaining salts. The water layer was subsequently extracted with EtOAc (2 x 50 mL). The combined organic layers were washed with 5% sodium bicarbonate-solution (100 mL), water (100 mL), brine (50 mL), dried (Na₂SO₄), filtered and concentrated *in vacuo*. The crude product was purified by column chromatography on silica (heptane:ethyl acetate = 1/0 to 1/1 v/v%) to yield the title compound (4.74 g, 66% over two steps).

(g) Ethyl 2-hydroxy-5,6-dihydropyrimido[4,5-e]indolizine-7-carboxylate

Sodium iodide (7.83 g, 52.2 mmol) was added to a stirred solution of ethyl 2-methoxy-5,6-dihydropyrimido[4,5-e]indolizine-7-carboxylate (4.74 g, 17.3 mmol) in acetonitrile (150 mL). Trimethylsilyl chloride (5.64 g, 6.59 mL) dissolved in acetonitrile (30 mL) was added dropwise to the reaction mixture and the mixture was stirred at room temperature o/n. NaI (1 eq) was added and additional TMS-Cl (0.94 g, 1.1 mmol) in acetonitrile (6 mL) was added dropwise and the reaction was stirred for 3 days at room temperature. The mixture was concentrated and the residue was suspended in 200 mL DCM/MeOH (4/1) and extracted with a mixture of saturated solution of sodium thiosulfate (200 mL) and water (200 mL). The water layer was extracted with 3x150 mL DCM/MeOH (4/1). The combined organic layers were dried over sodium sulfate, filtered and the solvent was removed under reduced pressure to give a yellow solid. The residue was dried at 40 °C under vacuum for 18h to give 3.89 g ethyl 2-hydroxy-5,6-dihydropyrimido[4,5-e]indolizine-7-carboxylate (86%).

(h) Ethyl 2-chloro-5,6-dihydropyrimido[4,5-e]indolizine-7-carboxylate (Intermediate 1)

N,N-dimethylaniline (182 mg, 191 µL, 1.50 mmol) was added to a solution of ethyl 2-hydroxy-5,6-dihydropyrimido[4,5-e]indolizine-7-carboxylate (3.89 g, 15.0 mmol) in acetonitrile (100 mL). A solution of phosphorus(V) oxychloride (11.5 g, 75.0 mmol) in acetonitrile (15 mL) was added dropwise to the reaction mixture. The yellow suspension was heated for 4 hours to 65 °C during which the suspension turned into a clear solution. After cooling, the mixture was slowly poured in a stirred mixture of 25% aq. ammonia (200 mL, 86.7 eq.) and ice-water (250 mL) keeping the temperature below 10 °C in 15-20 minutes. After stirring for another 15 minutes the solids were filtered. The solids were dissolved in 200 mL EtOAc and

washed with brine (20 mL). The organic layer was dried over sodium sulfate, and concentrated *in vacuo* to give an off-white solid. The crude product was purified by column chromatography on silica (heptane/ethyl acetate = 1/0 to 1/1 v/v%) to yield the title compound (3.05 g, 73%).

5

Intermediate A

4-Amino-N-(2-hydroxy-2-methyl-propyl)-3-methoxy-benzamide

(a) N-(2-hydroxy-2-methyl-propyl)-3-methoxy-4-nitro-benzamide

A mixture of 3-methoxy-4-nitrobenzoic acid (1 g, 5.07 mmol), HATU (2.31 g, 6.1 mmol), and 1-amino-2-methyl-propan-2-ol (1.13 g, 12.7 mmol) in dichloromethane (20 mL) was stirred on an ice-cold water bath, and DIPEA (2.2 mL, 12.7 mmol) was added. After 10 min the mixture was allowed to warm to room temperature and stirred for 1 h. The mixture was diluted with ethyl acetate (100 mL) and subsequently washed with 5% sodium bicarbonate solution (3 x 75 mL), water and brine, dried over sodium sulfate and concentrated *in vacuo* to yield 1.47 g of crude *N*-(2-hydroxy-2-methyl-propyl)-3-methoxy-4-nitro-benzamide (quant.).

15

(b) 4-Amino-N-(2-hydroxy-2-methyl-propyl)-3-methoxy-benzamide (Intermediate A)

A solution of *N*-(2-hydroxy-2-methyl-propyl)-3-methoxy-4-nitro-benzamide (1.46 g, 5.44 mmol) in EtOH (70 mL) was hydrogenated using an H-Cube continuous-flow reactor, 10% Pd/C, at 30 °C, 1 bar, full H₂ modus, 1 mL/min. The resulting solution was concentrated *in vacuo* and the crude product was purified by column chromatography on silica (DCM/MeOH/25% NH₃ = 10/0/0 to 9/1/0 to 9/0.9/0.1 v/v%) to yield the title compound (775 mg, 60%).

20

Intermediate B

25 2-Methyl-4-(4-methylpiperazin-1-yl)aniline

(a) 1-Methyl-4-(3-methyl-4-nitro-phenyl)piperazine

N-Methylpiperazine (752 µL, 6.79 mmol) was added to 4-fluoro-2-methyl-1-nitro-benzene (527 mg, 3.39 mmol) and the resulting mixture was stirred at room temperature for 18 h. Water was added to the reaction mixture and extraction performed with ethyl acetate. The combined organic layers were washed with brine, dried over sodium sulfate and concentrated *in vacuo*. The crude product was purified by silica column chromatography (DCM/MeOH = 1/0 to 9/1 v/v%) to yield the title compound (786 mg, 98%).

30

(b) 2-Methyl-4-(4-methylpiperazin-1-yl)aniline (Intermediate B)

To a stirred solution of 1-methyl-4-(3-methyl-4-nitro-phenyl)piperazine (393 mg, 1.67 mmol) in ethanol (10 mL) was added a suspension of 10% Pd on charcoal (35 mg) in ethanol (6 mL). The reaction mixture was stirred at room temperature for 15 min under a nitrogen atmosphere. Then, ammonium formate (1.05 g; 16.7 mmol) was added and the reaction

35

mixture was heated to reflux temperature for 15 min. The reaction mixture was cooled, filtered over Decalite® and concentrated *in vacuo*. The residue was dissolved in dichloromethane and washed with a saturated solution of sodium bicarbonate. The organic layer was dried over sodium sulfate, filtered and concentrated *in vacuo* to obtain 268 mg (78%) of 2-methyl-4-(4-methylpiperazin-1-yl)aniline.

Intermediate 2

2-[2-Methyl-4-(4-methylpiperazin-1-yl)anilino]-5,6-dihydropyrimido[4,5-e]indolizine-7-carbonyl chloride

(a) Ethyl 2-[2-methyl-4-(4-methylpiperazin-1-yl)anilino]-5,6-dihydropyrimido[4,5-e]indolizine-7-carboxylate

To a suspension of ethyl 2-chloro-5,6-dihydropyrimido[4,5-e]indolizine-7-carboxylate (**Intermediate 1**, 381 mg, 1.37 mmol) in n-butanol (11 mL) was added 2-methyl-4-(4-methylpiperazin-1-yl)aniline (**Intermediate B**, 268 mg, 1.3 mmol) and trifluoroacetic acid (200 µL; 2.6 mmol). The reaction mixture was heated for 12 hours at 120 °C under microwave radiation. The reaction mixture was concentrated *in vacuo* and the residue was dissolved in ethyl acetate. The organic layer was washed with a saturated solution of sodium bicarbonate, dried over sodium sulfate, filtered and concentrated *in vacuo*. The residue was purified by preparative HPLC. Fractions containing product were collected and evaporated to afford ethyl 2-[2-methyl-4-(4-methylpiperazin-1-yl)anilino]-5,6-dihydropyrimido[4,5-e]indolizine-7-carboxylate (211 mg, 34% yield).

(b) 2-[2-Methyl-4-(4-methylpiperazin-1-yl)anilino]-5,6-dihydropyrimido[4,5-e]indolizine-7-carbonyl chloride (**Intermediate 2**)

To a solution of ethyl 2-[2-methyl-4-(4-methylpiperazin-1-yl)anilino]-5,6-dihydropyrimido[4,5-e]indolizine-7-carboxylate (211 mg, 0.47 mmol) in 8 mL absolute ethanol was added a 2M NaOH-solution (591 µL (2.5 eq). 1.18 mmol). The reaction mixture was heated at 65°C *o/n*. Reaction mixture was evaporated to dryness and dried under high vacuum. The resulting residue was dissolved in water, stirred *o/n* at room temperature and lyophilised to yield the crude title compound.

Thionyl chloride (682 µL, 9.4 mmol) was added to a cold (0 °C) suspension of the crude sodium 2-[2-methyl-4-(4-methylpiperazin-1-yl)anilino]-5,6-dihydropyrimido[4,5-e]indolizine-7-carboxylate (242 mg, 0.47 mmol theor.) in dichloromethane (10 mL). The resulting slurry was stirred at room temperature *o/n*. The reaction mixture was concentrated *in vacuo* and the residue was co-evaporated with toluene (2 x 10 mL) to give of 2-[2-methyl-4-(4-methylpiperazin-1-yl)anilino]-5,6-dihydropyrimido[4,5-e]indolizine-7-carbonyl chloride as a yellow/brown powder (354 mg, quant. crude yield).

Intermediate C**2-Methoxy-4-morpholino-aniline**

This compound was prepared in an analogous manner as described in **Intermediate B-a** starting from morpholine and 4-fluoro-2-methoxy-1-nitro-benzene (1.3 g, 95%). The thus
 5 obtained 4-(3-methoxy-4-nitro-phenyl)morpholine (1.3 g, 5.46 mmol) was dissolved in THF (45 mL) and acetic acid (5 mL) was added. The mixture was cooled to 0 °C and zinc (7.09 g, 109 mmol) was added in small portions to keep the temperature below 20 °C. The reaction mixture was stirred at room temperature o/n. After TLC analysis indicated a complete conversion the starting material, the mixture was filtered over Decalite® and the Zn- Decalite® residue was
 10 washed with EtOAc (20 mL). The combined filtrates were washed with a 1N NaOH-solution (25 mL), followed by water (25 mL) and brine (25 mL). The organic layer was dried (Na₂SO₄), filtered and concentrated *in vacuo* to give 2-methoxy-4-morpholino-aniline (1.05 g, 92%).

Intermediate D**2-Methyl-6-morpholino-pyridin-3-amine**

This compound was prepared in an analogous manner as described for **Intermediate B**, starting from morpholine and 6-chloro-3-nitro-2-picoline to afford the title compound (156.9 mg, 82%).

20 Intermediate E**2-Chloro-4-(4-methylpiperazin-1-yl)aniline****(a) tert-Butyl N-(4-bromo-2-chloro-phenyl)-N-tert-butoxycarbonyl-carbamate**

To a solution of 4-bromo-2-chloroaniline (3.0 g, 14.52 mmol) and potassium carbonate (6 g, 43.6 mmol) in DMF (100 mL) was added di-*tert*-butyl dicarbonate (1.8 g, 28.3
 25 mmol). The reaction mixture was stirred at room temperature for 48 h, after which the mixture was poured into water/brine and extracted with ethyl acetate (3 x 50 mL). The combined organic layers were washed with brine (3 x 50 mL), dried over sodium sulfate, filtered and concentrated under reduced pressure. The residue was purified by column chromatography (EtOAc/heptane = 1/9 v/v%) to afford *tert*-butyl-(4-bromo-2-chloro-phenyl)-*N*-*tert*-
 30 butoxycarbonyl-carbamate (2.5 g, 42.3 %) as a yellow/orange oil.

(b) tert-Butyl N-tert-butoxycarbonyl-N-[2-chloro-4-(4-methylpiperazin-1-yl)phenyl]carbamate

A mixture of *tert*-butyl *N*-(4-bromo-2-chloro-phenyl)-*N*-*tert*-butoxycarbonyl-carbamate (500 mg, 1.23 mmol), 1-methylpiperazine (166 µL, 1.48 mmol), palladium(II)acetate (27.6 mg, 0.12 mmol), (+/-)-2,2'-bis(diphenylphosphino)-1,1'-binaphthyl (119 mg, 0.20 mmol) and
 35 cesium carbonate (1.2 g, 3.69 mmol) in toluene (20 mL) was heated at 100 °C for 16 hours under a nitrogen atmosphere. After cooling to ambient temperature, the mixture was concentrated and the residue was diluted with dichloromethane, washed with water and

brine, dried over sodium sulfate, filtered and concentrated *in vacuo*. The residue was purified by column chromatography (dichloromethane/methanol = 100/0 to 95/5 v/v%) to afford *tert*-butyl *N*-*tert*-butoxycarbonyl-*N*-[2-chloro-4-methylpiperazin-1-yl]phenyl] carbamate (480 mg, 91.6 %).

5 (c) 2-Chloro-4-(4-methylpiperazin-1-yl)aniline (Intermediate E)

tert-Butyl *N*-*tert*-butoxycarbonyl-*N*-[2-chloro-4-methylpiperazin-1-yl]phenyl] carbamate (260 mg; 0.61 mmol) was dissolved in DCM (4 mL). TFA (4 mL) was added and the reaction mixture was stirred for 1 hour at room temperature. The mixture was concentrated and the residue was dissolved in DCM (10 mL) and poured into a 5% sodium bicarbonate solution (10 mL). The water layer was extracted with DCM (2 x 10 mL). The combined organic layers were filtered over a PE-filter and concentrated *in vacuo* to give a brown oil (105 mg, 76%) that was used without further purification.

Intermediate F

15 2-Methoxy-4-(4-methylpiperazin-1-yl)aniline

This compound was prepared in an analogous manner as described for **Intermediate B**, starting from *N*-methylpiperazine and 2-methoxy-4-fluoronitrobenzene to afford the title compound (1.38 g, 94%).

20 **Intermediate G**

2-Ethoxy-4-(4-methylpiperazin-1-yl)aniline

(a) 2-Ethoxy-4-fluoro-1-nitro-benzene

To a cold (0 °C) mixture of ethanol (0.735 mL, 12.6 mmol) in THF (15 mL) was added sodium hydride (60% dispersion in mineral oil, 553 mg, 13.83 mmol). The reaction mixture was stirred at 0 °C for 15 min, after which a solution of 2,4-difluoro-1-nitrobenzene (1.38 mL, 12.6 mmol) in THF (25 mL) was added dropwise. After stirring for an additional 90 min at room temperature, the reaction was quenched with water the mixture was extracted with EtOAc. The combined organic layers were washed with water and brine, dried over sodium sulfate and concentrated *in vacuo*. The residue was purified by column chromatography (heptane/ethyl acetate = 100/0 to 85/15 v/v%) to afford 2-ethoxy-4-fluoro-1-nitro-benzene (2.15 g, 92 %).

(b) 1-(3-Ethoxy-4-nitro-phenyl)-4-methyl-piperazine

N-Methylpiperazine (603 µL, 5.44 mmol) was added to 2-ethoxy-4-fluoro-1-nitro-benzene (500 mg, 2.7 mmol) and the resulting mixture was stirred at room temperature for 18 hours. Water was added to the reaction mixture and subsequently extracted with ethyl acetate. The combined organic layers were washed with brine, dried over sodium sulfate and concentrated *in vacuo*. The crude product was purified by column chromatography on silica (DCM/MeOH = 10/0 to 9/1 v/v%) to yield the title compound (646 mg, 90%).

(c) 2-Ethoxy-4-(4-methylpiperazin-1-yl)aniline (Intermediate G)

To a stirred solution of 1-(3-ethoxy-4-nitro-phenyl)-4-methyl-piperazine (265 mg, 1.0 mmol) in ethanol (5 mL) was added a suspension of 10% Pd on charcoal (22 mg) in ethanol (6 mL). The reaction mixture was stirred at room temperature for 15 min under a nitrogen atmosphere. Ammonium formate (630 mg; 10.0 mmol) was added and the resulting reaction mixture was heated at reflux temperature for 15 min. The reaction mixture was cooled and filtered over Decalite®. The filtrate was concentrated in vacuo and the residue was subsequently dissolved in dichloromethane, washed with saturated solution of sodium bicarbonate, dried over sodium sulfate, filtered and concentrated *in vacuo* to obtain 231 mg (98%) of 2-ethoxy-4-(4-methylpiperazin-1-yl)aniline.

Intermediate Htert-Butyl 4-(4-amino-3-methoxy-phenyl)piperazine-1-carboxylate

This compound was prepared in an analogous manner as described in **Intermediate B**, starting from *tert*-butyl piperazine-1-carboxylate and 2-methoxy-4-fluoronitrobenzene to afford the title compound (245 mg, 91%).

Intermediate IBenzyl 4-(4-amino-3-methyl-phenyl)piperazine-1-carboxylate

This compound was prepared in an analogous manner as described for **Intermediate C**, starting from benzyl piperazine-1-carboxylate and 4-fluoro-2-methyl-1-nitro-benzene to afford the title compound (327 mg, quantitative).

Intermediate J25 2-(Difluoromethoxy)-4-(4-methylpiperazin-1-yl)aniline

To a solution of 5-fluoro-2-nitro-phenol (500 mg, 3.18 mmol) in DMF (6 ml) was added sodium 2-chloro-2,2-difluoro-acetate (970 mg, 6.36 mmol) and disodium carbonate (405 mg, 3.82 mmol). The reaction mixture was stirred at 100 °C for 3.5 hours and subsequently at room temperature for 3 days. A 4M HCl-solution was added until a clear solution was obtained and the mixture was stirred for 2 h at room temperature. The reaction mixture was diluted with water and extracted with EtOAc. The combined organic layers were washed with 1M NaOH-solution, brine, dried over sodium sulphate, filtered and concentrated *in vacuo*. The residue was purified by column chromatography (heptane/ethyl acetate = 10/0 to 8/2 v/v%) to afford 2-(difluoromethoxy)-4-fluoro-1-nitro-benzene (493 mg, 75%).

The title compound was prepared in an analogous manner as described for **Intermediate B**, starting from *N*-methylpiperazine and 2-(difluoromethoxy)-4-fluoro-1-nitro-benzene to afford 180 mg (80%).

5 **Intermediate K**

4-Methyl-6-morpholino-pyridin-3-amine

This compound was prepared in an analogous manner as described for **Intermediate B**, starting from morpholine and 2-chloro-5-nitro-4-picoline to afford the title compound (122.9 mg, 81.5%).

10

Intermediate L

4-Amino-3-methoxy-*N*-(1-methyl-4-piperidyl)benzamide

This compound was prepared in an analogous manner as described for **Intermediate A**, starting from 4-amino-1-methylpiperidine and 3-methoxy-4-nitrobenzoic acid to afford the
15 title compound (980 mg, 82%).

Intermediate M

4-Amino-3-methyl-*N*-(1-methyl-4-piperidyl)benzamide

This compound was prepared in an analogous manner as described for **Intermediate A-a**, starting from 4-amino-1-methylpiperidine and 4-amino-3-methylbenzoic acid to afford the
20 title compound (700 mg, 70%).

Intermediate N

4-Amino-3-chloro-*N*-(1-methyl-4-piperidyl)benzamide

This compound was prepared in an analogous manner as described for **Intermediate A-a**, starting from 4-amino-1-methylpiperidine and 4-amino-3-chlorobenzoic acid to afford the
25 title compound (1.64 g, quant.).

Intermediate O

30 4-Amino-3-fluoro-*N*-(1-methyl-4-piperidyl)benzamide

This compound was prepared in an analogous manner as described for **Intermediate A-a**, starting from 4-amino-1-methylpiperidine and 4-amino-3-fluorobenzoic acid to afford the
title compound (170 mg, 16%).

35 **Intermediate P**

4-Amino-3-ethoxy-*N*-(1-methyl-4-piperidyl)benzamide

(a) 3-Ethoxy-4-nitro-benzoic acid

3-Fluoro-4-nitrobenzoic acid (1.50 g, 8.11 mmol) and potassium hydroxide (1.05 g, 18.6 mmol) were stirred in ethanol (25 mL) at room temperature. The resulting suspension was slowly heated to reflux (10 minutes) during which the reaction mixture turned into a deep red solution. After 10 minutes of heating at reflux, and under vigorous stirring a thick solid precipitated. The reaction mixture was cooled to room temperature and water (10 mL) was added. Next, 2M HCl-solution (9.3 mL) was added until pH < 2. The resulting precipitate was vigorously stirred, filtered and the residue was washed with water (2 x 10 mL). The residue was dried at 40 °C under vacuum to give 1.53 g 3-ethoxy-4-nitro-benzoic acid (89%).

(b) 4-Amino-3-ethoxy-N-(1-methyl-4-piperidyl)benzamide (Intermediate P)

The title compound was prepared in an analogous manner as described for **Intermediate A**, starting from 4-amino-1-methylpiperidine and 3-ethoxy-4-nitrobenzoic acid to give 190 mg 4-amino-3-ethoxy-N-(1-methyl-4-piperidyl)benzamide (70%).

Intermediate Q

15 4-Amino-3-(difluoromethoxy)-N-(1-methyl-4-piperidyl)benzamide

This compound was prepared in an analogous manner as described for **Intermediate A-a**, starting from 4-amino-1-methylpiperidine and 4-amino-3-(difluoromethoxy)benzoate to afford the title compound (130 mg, 29.5%).

20 **Intermediate R**

2-Methoxy-4-(1,3,5-trimethylpyrazol-4-yl)aniline

(a) tert-Butyl N-[2-methoxy-4-(1,3,5-trimethylpyrazol-4-yl)phenyl]carbamate

A mixture of *tert*-butyl N-(4-bromo-2-methoxy-phenyl)carbamate (150 mg, 0.5 mmol), 1,3,5-trimethyl-4-(4,4,5,5-tetramethyl-1,3,2-dioxaborolan-2-yl)pyrazole (118 mg, 0.5 mmol), tetrakis(tri-phenylphosphine)palladium(0) (58 mg, 0.05 mmol) and potassium carbonate (207 mg, 1.5 mmol) in dioxane (4 mL) was heated at 100 °C under microwave irradiation for 20 minutes in a sealed tube. After cooling to ambient temperature, the mixture was concentrated and the residue was diluted with ethyl acetate, washed with water and brine, dried over sodium sulfate, filtered and concentrated *in vacuo*. The residue was purified by column chromatography (heptane/ethyl acetate = 100/0 to 25/75 v/v%) to afford *tert*-butyl N-[2-methoxy-4-(1,3,5-trimethylpyrazol-4-yl)phenyl]carbamate (126.8 mg, 77 %).

(b) 2-Methoxy-4-(1,3,5-trimethylpyrazol-4-yl)aniline (Intermediate R)

tert-Butyl N-[2-methoxy-4-(1,3,5-trimethylpyrazol-4-yl)phenyl]carbamate (127 mg, 0.38 mmol) was dissolved in DCM (2 mL). TFA (3 mL) was added and the reaction mixture was stirred for 1 hour at room temperature. The mixture was concentrated *in vacuo* to give a brown oil (313 mg) that was used without further purification.

Intermediate S2-Methoxy-4-[(1-methyl-4-piperidyl)oxy]aniline(a) 4-(3-Methoxy-4-nitro-phenoxy)-1-methyl-piperidine

To a solution of 4-fluoro-2-methoxy-1-nitro-benzene (750 mg, 4.38 mmol) in toluene
 5 (10 mL) were added 10 mL of a 25% KOH-solution, 4-hydroxy-*N*-methylpiperidine (1009 mg, 8.76 mmol) and tetra-*n*-butyl ammonium bromide (282 mg, 0.876 mmol). The mixture was heated at 60 °C o/n. The reaction mixture was then diluted with ethyl acetate and the water layer was extracted with ethyl acetate. The combined organic layers were washed with brine, dried over sodium sulfate and evaporated. The residue was purified by flash chromatography
 10 on silica gel (dichloromethane/methanol = 99/1 to 9/1 v/v%) to obtain the title compound. (650 mg, 55.7%)

(b) 2-Methoxy-4-[(1-methyl-4-piperidyl)oxy]aniline (Intermediate S)

10% Pd/C (20 mg) was added as a suspension in ethanol to a solution of 4-(3-methoxy-4-nitro-phenoxy)-1-methyl-piperidine (200 mg, 0.75 mmol) in ethanol (5 mL). The
 15 resulting mixture was stirred for 15 min at room temperature. Ammonium formate (473 mg, 7.5 mmol) was added and the reaction mixture was stirred for 1 hour at reflux under nitrogen atmosphere. The reaction mixture was cooled to room temperature and filtered over Decalite®. The filtrate was concentrated *in vacuo*, after which dichloromethane was added and the organic phase was washed with 5% solution of NaHCO₃. The organic phase was dried over
 20 sodium sulfate, filtered and concentrated *in vacuo* to yield 2-methoxy-4-[(1-methyl-4-piperidyl)oxy]aniline (169.5 mg, 95.6%).

Intermediate T2-Methyl-4-[(1-methyl-4-piperidyl)oxy]aniline

25 This compound was prepared in an analogous manner as described for **Intermediate S**, starting from 1-methylpiperidin-4-ol and 4-fluoro-2-methyl-1-nitro-benzene to afford the title compound (151.7 mg, 81%).

Intermediate U30 4-(2-Dimethylaminoethoxy)-2-methoxy-aniline(a) 2-(3-methoxy-4-nitro-phenoxy)-*N,N*-dimethyl-ethanamine

To a cold (0 °C) solution of *N,N*-dimethylethanolamine (651 µL, 6.43 mmol) in THF (5 mL) was added NaH (60% dispersion in mineral oil, 385 mg) portionwise. The suspension was stirred for an additional 30 min, then 4-fluoro-2-methoxy-1-nitro-benzene (1 g, 5.84 mmol) in 5
 35 mL of dry THF was added dropwise. The solution was refluxed o/n. The solvent was removed under vacuum and the residue was partitioned between ethyl acetate and water (50 mL each). The organic layer was collected and the aqueous layer was subsequently extracted with ethyl

acetate. The combined organic layers were washed with 1M HCl-solution, water, 5%-sodium bicarbonate solution and brine. The organic layer was dried over sodium sulphate and evaporated. The residue was purified by flash chromatography on silica gel in (heptane/ethyl acetate = 9/1 to 1/1 v/v%) as eluent to obtain the title compound. (720 mg, 51.3%)

5 (b) 4-(2-Dimethylaminoethoxy)-2-methoxy-aniline (Intermediate U)

This compound was prepared in an analogous manner as described for **Intermediate Sb** to afford the title compound (144.8 mg, 68.9%).

Intermediate V

10 4-Amino-N-(1-methyl-4-piperidyl)benzamide

This compound was prepared in an analogous manner as described for **Intermediate A-a**, starting from 4-amino-1-methylpiperidine and 4-amino-benzoic acid to afford the title compound (170 mg, 16%).

15 **Intermediate W**

2-Methyl-4-morpholino-aniline

This compound was prepared in an analogous manner as described for **Intermediate C**, starting from morpholine and 5-fluoro-2-nitrotoluene to afford the title compound (8.77 g, 92%).

20

Intermediate X

2-Isopropoxy-4-(4-methylpiperazin-1-yl)aniline

The title compound was prepared in an analogous manner as described for **Intermediate G**, starting from 1-methylpiperazine and 4-fluoro-2-isopropoxy-1-nitro-benzene to give 2-isopropoxy-4-(4-methylpiperazin-1-yl)aniline (337 mg, 50%).

25

Intermediate Y

2-Methoxy-4-(1-methylpyrrolidin-3-yl)oxy-aniline

This compound was prepared in an analogous manner as described for **Intermediate U**, starting from 1-methylpyrrolidin-3-ol and 4-fluoro-2-methoxy-1-nitro-benzene to afford the title compound (199 mg, 84%).

30

Intermediate Z

Benzyl 3-(4-amino-3-methyl-phenoxy)azetidine-1-carboxylate

35 (a) tert-Butyl 3-(3-methyl-4-nitro-phenoxy)azetidine-1-carboxylate

To a cold (0 °C) solution of *N*-Boc-3-hydroxy-azetidine (1.84 g, 10.6 mmol) in THF (10 mL) was added NaH (60% dispersion in mineral oil, 382 mg) portion wise. The suspension

was stirred for an additional 30 min, then 2-nitro-5-fluorotoluene (1.5 g, 9.79 mmol) in 10 mL of dry THF was added drop wise. The solution was stirred at room temperature o/n. Solvent was removed under vacuum and the residue was partitioned between ethyl acetate and water (50 mL each). The organic layer was collected and the aqueous layer was subsequently extracted with ethyl acetate. The combined organic layers were washed with 1M HCl-solution, water, 5%-sodium bicarbonate solution and brine. The organic layer was dried over sodium sulphate and concentrated in vacuo. The residue was purified by column chromatography (heptane/ethyl acetate = 9/1 to 1/1 v/v%) to obtain 2.24 g (75.1%) of the title compound.

(b) Benzyl 3-(3-methyl-4-nitro-phenoxy)azetidine-1-carboxylate

To a solution of *tert*-Butyl 3-(3-methyl-4-nitro-phenoxy)azetidine-1-carboxylate (2.24 g, 7.3 mmol) in DCM (20 mL) was added a 4N solution of HCl in dioxane (9.1 mL) and the reaction mixture was stirred for 3 h at room temperature. The mixture was concentrated *in vacuo* and the residue was twice co-evaporated with ethanol to give the deprotected compound (1.7 g, 95%) that was used without further purification. To a stirred suspension of crude 3-(3-methyl-4-nitro-phenoxy)azetidine hydrochloride (1.7 g, 7.97 mmol) in DCM (25 mL) was added triethylamine (2.8 mL, 20 mmol). N-(benzyloxycarbonyloxy)-succinimide (2.19 g; 8.77 mmol) was added to the reaction mixture and the mixture was stirred for 30 min at room temperature. 5% sodium bicarbonate solution was added to the reaction mixture. The organic phase was collected and the aqueous phase was extracted with dichloromethane. The combined organic layers were dried (Na₂SO₄), filtered and solvent was evaporated. The residue was purified by column chromatography (heptane/ethyl acetate = 100/0 to 50/50 v/v%) to obtain 2.17 g (80%) of benzyl 3-(3-methyl-4-nitro-phenoxy)azetidine-1-carboxylate.

(c) Benzyl 3-(4-amino-3-methyl-phenoxy)azetidine-1-carboxylate (Intermediate Z)

This compound was prepared in an analogous manner as described for **Intermediate C**, starting from benzyl 3-(3-methyl-4-nitro-phenoxy)azetidine-1-carboxylate to afford the title compound (145.3 mg, 39%).

Intermediate ZA

4-(3,5-Dimethylisoxazol-4-yl)-2-methoxy-aniline

This compound was prepared in an analogous manner as described for **Intermediate R**, starting from *tert*-butyl *N*-(4-bromo-2-methoxy-phenyl)carbamate and 3,5-dimethyl-4-(4,4,5,5-tetramethyl-1,3,2-dioxaborolan-2-yl)isoxazole to afford the title compound (96 mg).

Intermediate ZB

Benzyl 3-(4-amino-3-methoxy-phenoxy)azetidine-1-carboxylate

This compound was prepared in an analogous manner as described for **Intermediate Z**, starting from 4-fluoro-2-methoxy-1-nitro-benzene and *N*-Boc-3-hydroxy-azetidine to afford the title compound (215.1 mg, 55%).

5 **Intermediate ZC**

4-(4-Methylpiperazin-1-yl)-2-(trideuteriomethoxy)aniline

(a) 4-Fluoro-1-nitro-2-(trideuteriomethoxy)benzene

To a solution of 5-fluoro-2-nitrophenol (1.5 g, 9.55 mmol) in acetone (20 mL) was added K₂CO₃ (2.31 g, 16.7 mmol) at room temperature. To the resulting suspension was added deuterated iodomethane (0.71 mL, 11.46 mmol) and the reaction mixture was stirred at reflux o/n. After concentration of the reaction mixture, the residue was partitioned between water and ethyl acetate. The ethyl acetate layer was washed with water, brine, dried over sodium sulfate and evaporated *in vacuo* to afford of 4-fluoro-1-nitro-2-(trideuteriomethoxy)benzene (1.67 g, 100%).

15 (b) 1-Methyl-4-[4-nitro-3-(trideuteriomethoxy)phenyl]piperazine

4-Fluoro-1-nitro-2-(trideuteriomethoxy)benzene (1.67 g, 9.55 mmol) and *N*-methylpiperazine (2.12 mL, 19.1 mmol) were combined in THF (1 mL) and stirred for 18 h. at room temperature. The yellow precipitate formed after addition of water was filtered, washed with water and dried *in vacuo* to afford of 1-methyl-4-[4-nitro-3-(trideuteriomethoxy)phenyl]piperazine (1.67 g, 80.7%).

(c) 4-(4-Methylpiperazin-1-yl)-2-(trideuteriomethoxy)aniline (Intermediate ZC)

This compound was prepared in an analogous manner as described for **Intermediate B** step b, starting from 1-methyl-4-[4-nitro-3-(trideuteriomethoxy)phenyl]piperazine to afford the title compound (177.8 mg).

25

Intermediate ZD

2-Methyl-6-(4-methylpiperazin-1-yl)pyridin-3-amine

This compound was prepared in an analogous manner as described for **Intermediate B**, starting from *N*-methylpiperazine and 6-chloro-3-nitro-2-picoline to afford the title compound (188.9 mg, 92%).

30

Intermediate ZE

Benzyl 4-(4-amino-3-methoxy-phenyl)piperazine-1-carboxylate

This compound was prepared in an analogous manner as described for **Intermediate B-a**, starting from benzyl piperazine-1-carboxylate and 2-methoxy-4-fluoronitrobenzene. After

35

reduction using the procedure described for **Intermediate C**, the title compound was obtained (1.2 g, 95%).

Intermediate ZF

5 4-Methoxy-2-(4-methylpiperazin-1-yl)pyrimidin-5-amine

(a) 2-Chloro-4-methoxy-5-nitro-pyrimidine

To a solution of 2,4-dichloro-5-nitro-pyrimidine (1.00 g; 5.2 mmol) in methanol (30 mL) was added dropwise a solution of sodium methoxide (278 mg, 5.2 mmol) in methanol (5mL) at -10 °C. The reaction mixture was stirred for 10 minutes at -10 °C. Acetic acid (5 mL) was
 10 added and the mixture was allowed to warm to room temperature. After evaporation of the mixture, the residue was partitioned between 5% NaHCO₃-solution and ethyl acetate. The ethyl acetate layer was washed with water, brine, dried over sodium sulfate and evaporated *in vacuo*. The residue was purified by column chromatography (heptane/ethyl acetate = 4/1 v/v%) to obtain 281.9 mg (29%) of 2-chloro-4-methoxy-5-nitro-pyrimidine.

15 (b) 4-Methoxy-2-(4-methylpiperazin-1-yl)pyrimidin-5-amine (Intermediate ZF)

This compound was prepared in an analogous manner as described for **Intermediate B** step b, starting from 2-chloro-4-methoxy-5-nitro-pyrimidine and N-methylpiperazine to afford the title compound (212.8 mg, 89%).

20 **Intermediate ZG**

2-Methoxy-5-methyl-4-(4-methylpiperazin-1-yl)aniline

This compound was prepared in an analogous manner as described for **Intermediate B**, starting from N-methylpiperazine and 5-fluoro-4-methyl-2-nitroanisole to afford the title compound (94.4 mg, quant.).

25

Intermediate ZH

Benzyl 4-(4-amino-3-methoxy-phenyl)-2-methyl-piperazine-1-carboxylate

This compound was prepared in an analogous manner as described for **Intermediate B-a**, starting from benzyl 2-methylpiperazine-1-carboxylate and 2-methoxy-4-fluoronitrobenzene. After reduction using the procedure described for **Intermediate C**, the title
 30 compound was obtained (295.4 mg, 97%).

Intermediate ZI

N4-[3-(dimethylamino)propyl]-2-methoxy-N4-methyl-benzene-1,4-diamine

This compound was prepared in an analogous manner as described for **Intermediate B**, starting from *N,N,N'*-trimethylpropane-1,3-diamine and 4-fluoro-2-methoxy-1-nitro-benzene to afford the title compound (148.8 mg, 94%).

5 **Intermediate ZJ**

2-Methoxy-4-(2-methoxyethoxy)aniline

This compound was prepared in an analogous manner as described for **Intermediate S**, starting from 2-methoxyethanol and 4-fluoro-2-methoxy-1-nitro-benzene to afford the title compound (113.4 mg, quant.).

10

Intermediate Aa

1-(2-Methoxyethyl)-3,5-dimethyl-pyrazol-4-amine

(a) 1-(2-Methoxyethyl)-3,5-dimethyl-4-nitro-pyrazole

To a solution of 3,5-dimethyl-4-nitro-1H-pyrazole (2.5 g, 17.7 mmol) and cesium carbonate (6.06 g, 18.6 mmol) in DMF (50 mL) was added 2-bromoethyl methyl ether (2.59 g, 1.75 mL, 18.6 mmol). The mixture was heated at 100 °C for 3.5 h. After cooling to room temperature, the mixture was poured into water and extracted with ethyl acetate (3x 50 mL). The combined organic layers were washed with brine (50 mL), dried over sodium sulfate, filtered and concentrated under reduced pressure. The residue was purified by column chromatography (EtOAc/heptanes = 1/4 v/v%) to afford 1-(2-methoxyethyl)-3,5-dimethyl-4-nitro-pyrazole (2.66 g, 75.4%) as a white crystalline solid.

20

(b) 1-(2-Methoxyethyl)-3,5-dimethyl-pyrazol-4-amine

1-(2-Methoxyethyl)-3,5-dimethyl-4-nitro-pyrazole (245 mg, 1.22 mmol) was dissolved in methanol (25 mL). The resulting solution was hydrogenated using a H-Cube continuous-flow hydrogenation reactor, 10% Pd/C, at 30 °C, 8-10 bar, 1 mL/min, full H₂ modus. The resulting solution was concentrated *in vacuo* to yield 208 mg (quant. yield) of the title compound as a light-brown oil.

25

Intermediate Ab

30 3,5-Dimethyl-1H-pyrazol-4-amine

The title compound was prepared in an analogous manner as described for **Intermediate Aa-b**, starting from 3,5-dimethyl-4-nitro-1H-pyrazol to give 110 mg 3,5-dimethyl-1H-pyrazol-4-amine (quant.).

35 **Intermediate Ac**

3,5-Diethyl-1H-pyrazol-4-amine

(a) 3,5-Diethyl-1H-pyrazole

To a solution of 3,5-heptanedione (2 g, 15.6 mmol) and hydrazine hydrate (0.77 g, 15.8 mmol) in water (10 mL) was added acetic acid (1 drop) and the reaction mixture was heated to reflux for 1 h. The reaction mixture was then cooled, and concentrated under reduced pressure to provide 1.8 g of the title compound. This compound was used directly in the next step without purification.

(b) 3,5-Diethyl-4-nitro-1H-pyrazol

To a cold (0 °C) mixture of 3,5-diethyl-1H-pyrazole (1.8 g, 14.5 mmol) and concentrated sulphuric acid (1.5 ml) was added slowly, under vigorous stirring, fuming HNO₃ (4.35 ml). The reaction mixture was stirred overnight at 60 °C. The mixture was subsequently cooled to room temperature, then carefully added to an ice-cold saturated solution of sodium bicarbonate and stirred for 15 min. The mixture was then extracted three times with EtOAc and combined organic layers were washed with brine, dried over sodium sulphate, filtered and evaporated *in vacuo* to give: 2.52 g 3,5-diethyl-4-nitro-1H-pyrazole.

(c) 3,5-Diethyl-1H-pyrazol-4-amine (Intermediate Ac)

The title compound was prepared in an analogous manner as described for **Intermediate Aa-b**, starting from 3,5-diethyl-4-nitro-1H-pyrazole to give 3,5-diethyl-1H-pyrazol-4-amine (174 mg, 71%).

Intermediate Ad

20 5-Chloro-1,3-dimethyl-pyrazol-4-amine

(a) 5-Chloro-1,3-dimethyl-4-nitro-pyrazole

To a cold (0 °C) mixture of 5-chloro-1,3-dimethyl-pyrazole (1 g, 7.66 mmol) and concentrated sulphuric acid (750 µl) was added slowly, under vigorous stirring, fuming HNO₃ (2.1 mL). The reaction mixture was stirred overnight at 60 °C. The mixture was subsequently cooled to room temperature, then carefully added to an ice-cold saturated solution of sodium bicarbonate and stirred for 15 min. The mixture was then extracted three times with EtOAc and combined organic layers were washed with brine, dried over sodium sulphate, filtered and evaporated *in vacuo* to give 5-chloro-1,3-dimethyl-4-nitro-pyrazole (1.1 g, 82%).

(b) 5-Chloro-1,3-dimethyl-pyrazol-4-amine (Intermediate Ad)

To a stirred solution of 5-chloro-1,3-dimethyl-4-nitro-pyrazole (146 mg, 1 mmol) in THF (5 mL) was added acetic acid (1.1 mL, 16 mmol). The mixture was cooled to 0 °C and zinc (1.31 g, 20 mmol) was added in small portions keeping the temperature below 20 °C. The reaction mixture was stirred at room temperature o/n. After TLC analysis indicated a complete conversion the starting material the mixture was filtered over Decalite® and the Zn- Decalite® residue was washed with DCM/MeOH 9:1. The combined filtrates were washed with a 5% NaHCO₃-solution followed by water and brine. The organic layer was dried (Na₂SO₄), filtered and concentrated *in vacuo* to yield title compound (78 mg, 53%).

Intermediate Ae3,5-diethyl-1-(2-methoxyethyl)pyrazol-4-amine

The title compound was prepared in an analogous manner as described for

- 5 **Intermediate Aa**, starting from 2-bromoethyl methyl ether and 3,5-diethyl-4-nitro-1H-pyrazole to give 3,5-diethyl-1H-pyrazol-4-amine (143 mg, 36%).

Intermediate Af1-(4-Amino-3,5-dimethyl-pyrazol-1-yl)-2-methyl-propan-2-ol

- 10 (a) 1-(3,5-Dimethyl-4-nitro-pyrazol-1-yl)-2-methyl-propan-2-ol

To a solution of 3,5-dimethyl-4-nitro-1H-pyrazole (706 mg, 5 mmol) and DBU (1.49 mL, 10 mmol) in acetonitril (10 mL) was added isobutylene-oxide (669 μ L, 7.5 mmol). The mixture was heated at 65 °C for 72 h. After cooling to room temperature, the mixture was poured into water and extracted with ethyl acetate (3 x 50 mL). The combined organic layers were washed

15 with 1M HCl-solution, water and brine (50 mL), dried over sodium sulfate, filtered and concentrated under reduced pressure. The residue was purified by column chromatography (heptane/EtOAc = 100/0 to 60/40 v/v%) to afford 1-(3,5-Dimethyl-4-nitro-pyrazol-1-yl)-2-methyl-propan-2-ol (799 mg, 75%).

(b) 1-(4-Amino-3,5-dimethyl-pyrazol-1-yl)-2-methyl-propan-2-ol (Intermediate Af)

- 20 This compound was prepared in an analogous manner as described for **Intermediate B** step b, starting from 1-(3,5-dimethyl-4-nitro-pyrazol-1-yl)-2-methyl-propan-2-ol to afford the title compound (229 mg, 39%).

Intermediate Ag

- 25 3-Ethyl-5-methyl-isoxazol-4-amine

(a) tert-Butyl N-(3-ethyl-5-methyl-isoxazol-4-yl)carbamate

- Diphenylphosphoryl azide (2.51 mL, 11.6 mmol) was added to a solution of 3-ethyl-5-methyl-isoxazole-4-carboxylic acid (1.5 g, 9.67 mmol), triethylamine (2.7 mL, 19.3 mmol), and tert-butylalcohol (0.92 mL, 9.67 mmol) in toluene (50 mL) and stirred for 4 h at 100 °C. The
- 30 solvent was removed by evaporation and the residue taken up in EtOAc (50 mL). The organic layer washed with water and brine, dried over sodium sulfate, filtered and concentrated *in vacuo*. The residue was purified by flash chromatography on silica gel in heptane/ethyl acetate = 10/0 to 7/3 v/v% as eluent. The fractions containing the title compound were pooled and evaporated to obtain the title compound. (1.67 g, 76.3%)

- 35 (b) 3-Ethyl-5-methyl-isoxazol-4-amine (Intermediate Ag)

tert-Butyl N-(3-ethyl-5-methyl-isoxazol-4-yl)carbamate (500 mg, 2.2 mmol) was dissolved in TFA/Dichloromethane=1/1 v/v% (5 mL) and stirred at room temperature for 1 h.

The resulting mixture was evaporated and the residue was dissolved in methanol and then filtered over an SCX-2 column. After rinsing the column with methanol, the desired product was eluted with an 0.7N ammonia/methanol solution. The resulting eluate was concentrated *in vacuo* to give the title compound (302.7 mg, 92%).

5

Intermediate Ah

1-[2-[2-(2-Methoxyethoxy)ethoxy]ethyl]-3,5-dimethyl-pyrazol-4-amine

(a) 1-[2-[2-(2-Methoxyethoxy)ethoxy]ethyl]-3,5-dimethyl-4-nitro-pyrazole

To a cold (0 °C) solution of 3,5-dimethyl-4-nitro-1H-pyrazole (250 mg, 1.77 mmol), triethylene glycol monomethylether (482 µL, 3.01 mmol) and triphenylphosphine (789 mg, 3.01 mmol) in THF (10 mL) was added dropwise a solution of 40% DEAD in toluene (1.31 mL, 3.01 mmol). The reaction mixture was allowed to warm to room temperature and was stirred for 3 h. Ethyl acetate was added and washed with a 10% NaCl-solution. The organic layer was dried (Na₂SO₄), filtered and concentrated. The residue was purified by column chromatography (DCM/MeOH = 99/1 to 95/5 v/v%) to afford 1-[2-[2-(2-methoxyethoxy)ethoxy]ethyl]-3,5-dimethyl-4-nitro-pyrazole (1.7 g, crude) which was used directly in the next step.

15

(b) 1-[2-[2-(2-methoxyethoxy)ethoxy]ethyl]-3,5-dimethyl-pyrazol-4-amine (Intermediate Ah)

1-[2-[2-(2-Methoxyethoxy)ethoxy]ethyl]-3,5-dimethyl-4-nitro-pyrazole (1.5 g, 1.77 mmol theor.) was dissolved in THF (15 mL) and acetic acid (1.6 mL) was added. The mixture was cooled to 0 °C and zinc (2.3 g, 35.4 mmol) was added in small portions keeping the temperature below 20 °C. The reaction mixture was stirred at room temperature o/n. After TLC analysis indicated a complete conversion of the starting material, the mixture was filtered over Decalite® and the Zn-Decalite® residue was washed with ethyl acetate. The combined filtrates were washed with a 1N NaOH-solution, followed by water and brine. The organic layer was dried (Na₂SO₄), filtered and concentrated *in vacuo*. The residue was dissolved in methanol and then filtered over a SCX-2 column. After rinsing the column with methanol, the desired product was eluted with an 0.7 N ammonia/methanol solution to give the title compound (340.1 mg, 74.7%).

25

30 Intermediate Ai

tert-Butyl 3-(4-amino-3,5-dimethyl-pyrazol-1-yl)azetidine-1-carboxylate

The title compound was prepared in an analogous manner as described for **Intermediate Ah**, starting from 3,5-dimethyl-4-nitro-1H-pyrazole and 1-Boc-3-hydroxyazetidine to give 261.1 mg of *tert*-Butyl 3-(4-amino-3,5-dimethyl-pyrazol-1-yl)azetidine-1-carboxylate (quant.).

35

Intermediate Aj

3,5-Dimethyl-1-(oxetan-2-ylmethyl)pyrazol-4-amine

The title compound was prepared in an analogous manner as described for **Intermediate Ah**, starting from 3,5-dimethyl-4-nitro-1H-pyrazole and 2-hydroxymethyloxetane to give 116 mg of 3,5-dimethyl-1-(oxetan-2-ylmethyl)pyrazol-4-amine (36.2%).

5

Intermediate Ak3,5-Diethyl-1-[2-(2-methoxyethoxy)ethyl]pyrazol-4-amine

The title compound was prepared in an analogous manner as described for **Intermediate Aa**, starting from 3,5-diethyl-4-nitro-1H-pyrazole (**Intermediate Ac-b**) and 1-bromo-2-(2-methoxyethoxy)-ethane to give 290 mg of 3,5-diethyl-1-[2-(2-methoxyethoxy)ethyl]pyrazol-4-amine (72.2%).

10

Intermediate Al3,5-Diethyl-1-(oxetan-3-yl)pyrazol-4-amine

The title compound was prepared in an analogous manner as described for **Intermediate Aa**, starting from 3,5-diethyl-4-nitro-1H-pyrazole (**Intermediate Ac-b**) and toluene-4-sulfonic acid oxetan-3-yl ester to give 165 mg of 3,5-diethyl-1-(oxetan-3-yl)pyrazol-4-amine (47.7%).

15

20 **Intermediate Am**1-(2-Dimethylaminoethyl)-3,5-dimethyl-pyrazol-4-amine

The title compound was prepared in an analogous manner as described for **Intermediate Ah**, starting from 3,5-dimethyl-4-nitro-1H-pyrazole and *N,N*-dimethylethanolamine to give 380.4 mg of 1-(2-dimethylaminoethyl)-3,5-dimethyl-pyrazol-4-amine (quant.).

25

Example 1*N*-(2,6-dimethylphenyl)-2-[4-[(2-hydroxy-2-methyl-propyl)carbamoyl]-2-methoxy-anilino]-5,6-dihydropyrimido[4,5-*e*]indolizine-7-carboxamide30 (a) Ethyl 2-[4-[(2-hydroxy-2-methyl-propyl)carbamoyl]-2-methoxy-anilino]-5,6-dihydropyrimido[4,5-*e*]indolizine-7-carboxylate

Ethyl 2-chloro-5,6-dihydropyrimido[4,5-*e*]indolizine-7-carboxylate (**Intermediate 1**, 200 mg, 0.72 mmol), 4-amino-*N*-(2-hydroxy-2-methyl-propyl)-3-methoxy-benzamide (**Intermediate A**, 172 mg, 0.72 mmol) and cesium carbonate (937 mg; 2.89 mmol) were suspended in dioxane (20 mL). Nitrogen was bubbled through the mixture at 30 °C for 5 minutes followed by the addition of 9,9-bis-dimethyl-4,5-bis(diphenylphosphino)xanthene (41.7 mg, 72 μmol) and tris(dibenzylideneacetone)dipalladium(0) (33.0 mg, 36 μmol). The reaction mixture was stirred

35

at 80 °C for 20 hours under a flow of nitrogen gas. Ethyl acetate/water/brine = 1/1/1 v/v% (50 mL) were added to the reaction mixture and stirring was continued for 15 min. After filtration over Decalite® the water layer was separated and extracted with ethyl acetate (2 x 20 mL). The combined organic layers were subsequently washed with water (40 mL), brine (20 mL), dried over sodium sulphate, filtered and concentrated *in vacuo*. The crude product was purified by column chromatography on silica (DCM/MeOH = 10/0 to 9/1 v/v%) to give the title compound (190 mg, 55.3%).

(b) *N*-(2,6-dimethylphenyl)-2-[4-[(2-hydroxy-2-methyl-propyl)carbamoyl]-2-methoxy-anilino]-5,6-dihydropyrimido[4,5-e]indolizine-7-carboxamide

- LiHMDS (1M in THF/ethylbenzene, 0.61 mL, 0.61 mmol) was added to a cold (0 °C) solution of 2,6-dimethylaniline (38.5 µL, 0.31 mmol) in THF (1 mL). After 15 minutes of stirring at 0 °C, ethyl 2-[4-[(2-hydroxy-2-methyl-propyl)carbamoyl]-2-methoxy-anilino]-5,6-dihydropyrimido[4,5-e]indolizine-7-carboxylate (50 mg, 0.10 mmol) in THF (3 mL) was added dropwise to the reaction mixture and stirring was continued at 0 °C for 90 min at 0 °C.
- Additional LiHMDS (100 µL) was added dropwise at room temperature and stirring was continued for 2 hours at room temperature. The reaction mixture was quenched with 20 mL saturated solution of ammonium chloride and extracted with ethyl acetate. The combined organic layers were washed with water, brine, dried over sodium sulfate, filtered and concentrated under reduced pressure. The residue was purified by preparative HPLC.
- Fractions containing product were collected and lyophilized to afford *N*-(2,6-dimethylphenyl)-2-[4-[(2-hydroxy-2-methyl-propyl)carbamoyl]-2-methoxy-anilino]-5,6-dihydropyrimido[4,5-e]indolizine-7-carboxamide (10 mg, 18%). Data: LCMS (B) R_t : 14.432 min; m/z 555.3 (M+H)⁺.

Example 2

N-(2-chloro-6-methyl-phenyl)-2-[2-methyl-4-(4-methylpiperazin-1-yl)anilino]-5,6-dihydropyrimido[4,5-e]indolizine-7-carboxamide

- To a suspension of 2-[2-methyl-4-(4-methylpiperazin-1-yl)anilino]-5,6-dihydropyrimido[4,5-e]indolizine-7-carbonyl chloride (**Intermediate 2**, 52 mg, 0.07 mmol theor.) in acetonitrile (2 mL) was added 2-chloro-6-methylaniline (15 µL, 0.12 mmol) and a catalytic amount of 4-DMAP. The reaction mixture was stirred at 50 °C o/n. After evaporation of the solvent, the crude product was purified by preparative HPLC. Fractions containing product were collected and concentrated *in vacuo*. The residue was partitioned between dichloromethane and 5% NaHCO₃-solution. The organic phase was separated over a PE-filter and evaporated to afford 28 mg of the title compound (74% yield). Data: LCMS (B) R_t : 9.852 min; m/z 542.2/544.2 (M+H)⁺ (chloride-pattern).

Example 3

N-(2-bromo-6-methyl-phenyl)-2-(2-methoxy-4-morpholino-anilino)-5,6-dihydropyrimido[4,5-e]indolizine-7-carboxamide

This compound was prepared from its corresponding acid chloride, using the same sequence of reactions, as described for **Intermediate 2**, using **Intermediate C** as starting material. The acid chloride was subsequently reacted with 2-bromo-6-methylaniline according to procedures described in **Example 2**. Purification was performed using preparative HPLC to afford the title compound (6.8 mg, 17%). Data: LCMS (A) R_t : 8.031 min; m/z 587, 1/589, 1 ($M+H$)⁺ (bromide-pattern).

Example 4

N-(2-ethyl-6-methyl-phenyl)-2-[4-(4-methylpiperazin-1-yl)anilino]-5,6-dihydropyrimido[4,5-e]indolizine-7-carboxamide

This compound was prepared from its corresponding acid chloride, using the same sequence of reactions, as described for **Intermediate 2**, using commercially available 4-(4-methylpiperazino)aniline as starting material. The acid chloride was subsequently reacted with 6-ethyl-o-toluidine according to procedures described in **Example 2**. Purification was performed using preparative HPLC to afford the title compound (18 mg, 58%). Data: LCMS (B) R_t : 10.456 min; m/z 522.3 ($M+H$)⁺.

Example 5

N-(2-chloro-6-methyl-phenyl)-2-[(2-methyl-6-morpholino-3-pyridyl)amino]-5,6-dihydropyrimido[4,5-e]indolizine-7-carboxamide

This compound was prepared from its corresponding acid chloride, using the same sequence of reactions, as described for **Intermediate 2**, using **Intermediate D** as starting material. The acid chloride was subsequently reacted with 2-chloro-6-methylaniline according to procedures described in **Example 2**. Purification was performed using preparative HPLC to afford the title compound (18 mg, 58%). Data: LCMS (B) R_t : 10.991 min; m/z 530.2/532.2 ($M+H$)⁺ (chloride-pattern).

Example 6

N-(2-chloro-6-methyl-phenyl)-2-[2-chloro-4-(4-methylpiperazin-1-yl)anilino]-5,6-dihydropyrimido[4,5-e]indolizine-7-carboxamide

This compound was prepared from its corresponding acid chloride, using the same sequence of reactions, as described for **Intermediate 2**, using **Intermediate E** as starting material. The acid chloride was subsequently reacted with 2-chloro-6-methylaniline according

to procedures described in **Example 2**. Purification was performed using preparative HPLC to afford the title compound (4 mg, 11%). Data: LCMS (B) R_t : 10.886 min; m/z 562.2 ($M+H$)⁺.

Example 7

- 5 *N*-(2,6-dimethylphenyl)-2-[2-fluoro-4-[(1-methyl-4-piperidyl)carbamoyl]anilino]-5,6-dihydropyrimido[4,5-*e*]indolizine-7-carboxamide

This compound was prepared from its corresponding acid chloride, using the same sequence of reactions, as described for **Example 1-a** and **Intermediate 2**, using **Intermediate O** as starting material. The acid chloride was subsequently reacted with 2,6-dimethylaniline according to procedures described in **Example 2**. Purification was performed using preparative HPLC to afford the title compound (4 mg, 20%). Data: LCMS (B) R_t : 10.469 min; m/z 568.3 ($M+H$)⁺.

Example 8

- 15 2-[2-Chloro-4-[(1-methyl-4-piperidyl)carbamoyl]anilino]-*N*-(2,6-diethylphenyl)-5,6-dihydropyrimido[4,5-*e*]indolizine-7-carboxamide

This compound was prepared from its corresponding acid chloride, using the same sequence of reactions, as described for **Intermediate 2**, using **Intermediate N** as starting material. The acid chloride was subsequently reacted with 2,6-diethylaniline according to procedures described in **Example 2**. Purification was performed using preparative HPLC to afford the title compound (4.7 mg, 10%). Data: LCMS (B) R_t : 10.222 min; m/z 612.2/614.3 ($M+H$)⁺.

Example 9

- 25 *N*-(3,5-diethyl-1H-pyrazol-4-yl)-2-[2-methyl-4-(4-methylpiperazin-1-yl)anilino]-5,6-dihydropyrimido[4,5-*e*]indolizine-7-carboxamide

2-[2-Methyl-4-(4-methylpiperazin-1-yl)anilino]-5,6-dihydropyrimido[4,5-*e*]indolizine-7-carboxylic acid was prepared, in an analogous manner as described for **Intermediate 2**, using **Intermediate B**.

- 30 2-[2-Methyl-4-(4-methylpiperazin-1-yl)anilino]-5,6-dihydropyrimido[4,5-*e*]indolizine-7-carboxylic acid (26 mg, 0.06 mmol) was dissolved in *N,N*-dimethylformamide (1.5 ml). HATU (25 mg, 0.066 mmol) and triethylamine (25 μ L, 0.178 mmol) were added subsequently and the mixture stirred for 10 min at room temperature. 3,5-Diethyl-1H-pyrazol-4-amine (7 mg, 0.07 mmol) was added and the mixture was stirred at room temperature o/n. The mixture was
35 poured into a mixture ethyl acetate/water/brine 1/1/1 and stirred for 15 min. The organic layer was separated, washed with brine, dried over sodium sulphate filtered and concentrated *in*

vacuo. Purification was performed using preparative HPLC to afford the title compound (14.0 mg, 43%). Data: LCMS (B) R_t : 7.530 min; m/z 540.3 (M+H)⁺.

Example 10

- 5 *N*-(2-methoxy-6-methyl-phenyl)-2-[2-methoxy-4-(4-methylpiperazin-1-yl)anilino]-5,6-dihydropyrimido[4,5-e]indolizine-7-carboxamide

This compound was prepared from its corresponding acid chloride, using the same sequence of reactions, as described for **Intermediate 2**, using **Intermediate F** as starting material. The acid chloride was subsequently reacted with 2-methoxy-6-methyl-aniline
10 according to procedures described in **Example 2**. Purification was performed using preparative HPLC to afford the title compound (16.1 mg, 29.1%). Data: LCMS (B) R_t : 9.925 min; m/z 554.3 (M+H)⁺.

Example 11

- 15 *N*-(2,6-diisopropylphenyl)-2-[2-methoxy-4-(4-methylpiperazin-1-yl)anilino]-5,6-dihydropyrimido[4,5-e]indolizine-7-carboxamide

This compound was prepared from its corresponding acid chloride, using the same sequence of reactions, as described for **Intermediate 2**, using **Intermediate F** as starting material. The acid chloride was subsequently reacted with 2,6-diisopropylaniline according to
20 procedures described in **Example 2**. Purification was performed using preparative HPLC to afford the title compound (15.9 mg, 35.7%). Data: LCMS (B) R_t : 12.686 min; m/z 594.4 (M+H)⁺.

Example 12

- 25 *N*-(3,5-dimethylisoxazol-4-yl)-2-[2-methoxy-4-(4-methylpiperazin-1-yl)anilino]-5,6-dihydropyrimido[4,5-e]indolizine-7-carboxamide

This compound was prepared from its corresponding acid chloride, using the same sequence of reactions, as described for **Intermediate 2**, using **Intermediate F** as starting material. The acid chloride was subsequently reacted with 3,5-dimethylisoxazol-4-amine
30 according to procedures described in **Example 2**. Purification was performed using preparative HPLC to afford the title compound (24.4 mg, 46.1%). Data: LCMS (B) R_t : 8.408 min; m/z 529.3 (M+H)⁺.

Example 13

- 35 *N*-(3,5-diethyl-1-(2-methoxyethyl)pyrazol-4-yl)-2-[2-methyl-4-[(1-methyl-4-piperidyl)oxy]anilino]-5,6-dihydropyrimido[4,5-e]indolizine-7-carboxamide

This compound was prepared from its corresponding acid chloride, using the same sequence of reactions, as described for **Intermediate 2**, using **Intermediate T** as starting material. The acid chloride was subsequently reacted with **Intermediate Ae** according to procedures described in **Example 2**. Purification was performed using preparative HPLC to afford the title compound (14 mg, 27%). Data: LCMS (B) R_t : 9.531 min; m/z 613.3 (M+H)⁺.

Example 14

2-[2-Ethoxy-4-[(1-methyl-4-piperidyl)carbamoyl]anilino]-N-(2-ethyl-6-methyl-phenyl)-5,6-dihydropyrimido[4,5-e]indolizine-7-carboxamide

This compound was prepared from its corresponding acid chloride, using the same sequence of reactions, as described for **Example 1-a** and **Intermediate 2**, using **Intermediate P** as starting material. The acid chloride was subsequently reacted with 6-ethyl-o-toluidine according to procedures described in **Example 2**. Purification was performed using preparative HPLC to afford the title compound (5.3 mg, 14%). Data: LCMS (B) R_t : 12.313 min; m/z 608.3 (M+H)⁺.

Example 15

N-(3,5-dimethyl-1H-pyrazol-4-yl)-2-[2-methoxy-4-[(1-methyl-4-piperidyl)oxy]anilino]-5,6-dihydropyrimido[4,5-e]indolizine-7-carboxamide

This compound was prepared from its corresponding acid chloride, using the same sequence of reactions, as described for **Intermediate 2**, using **Intermediate S** as starting material. The acid chloride was subsequently reacted with **Intermediate Ab** according to procedures described in **Example 2**. Purification was performed using preparative HPLC to afford the title compound (14.1 mg, 37%). Data: LCMS (B) R_t : 7.902 min; m/z 543.2 (M+H)⁺.

Example 16

N-[1-(2-methoxyethyl)-3,5-dimethyl-pyrazol-4-yl]-2-(2-methoxy-4-piperazin-1-yl-anilino)-5,6-dihydropyrimido[4,5-e]indolizine-7-carboxamide

This compound was prepared from its corresponding carboxylic acid, using the same sequence of reactions as described for **Example 9** using **Intermediate H** as starting material. The carboxylic acid was subsequently reacted with **Intermediate Aa** in an analogous manner as described for **Example 9**. After deprotection of the Boc-group, purification was performed using preparative HPLC to afford the title compound (5.2 mg, 28%). Data: LCMS (B) R_t : 8.140 min; m/z 572.3 (M+H)⁺.

Example 17

N-(2,6-dimethylphenyl)-2-(2-methoxy-4-piperazin-1-yl-anilino)-5,6-dihydropyrimido[4,5-*e*]indolizine-7-carboxamide

This compound was prepared from its corresponding carboxylic acid ester, using the same sequence of reactions as described for **Example 9**, using **Intermediate H** as starting material. The carboxylic acid ester was subsequently reacted with 2,6-dimethylaniline in an analogous manner as described for **Example 1**. After deprotection of the Boc-group, purification was performed using preparative HPLC to afford the title compound (16 mg, 52%). Data: LCMS (B) R_t : 10.268 min; m/z 524.3 (M+H)⁺.

Example 18

N-(3,5-diethyl-1H-pyrazol-4-yl)-2-(2-methoxy-4-piperazin-1-yl-anilino)-5,6-dihydropyrimido[4,5-*e*]indolizine-7-carboxamide

This compound was prepared from its corresponding carboxylic acid, using the same sequence of reactions as described for **Example 9**, using **Intermediate H** as starting material. The carboxylic acid was subsequently reacted with **Intermediate Ac** in an analogous manner as described for **Example 9**. After deprotection of the Boc-group, purification was performed using preparative HPLC to afford the title compound (7 mg, 32%). Data: LCMS (B) R_t : 8.065 min; m/z 542.3 (M+H)⁺.

Example 19

N-(3,5-diethyl-1-(2-methoxyethyl)pyrazol-4-yl)-2-(2-methoxy-4-piperazin-1-yl-anilino)-5,6-dihydropyrimido[4,5-*e*]indolizine-7-carboxamide

This compound was prepared from its corresponding carboxylic acid, using the same sequence of reactions as described for **Example 9** and using **Intermediate H** as starting material. The carboxylic acid was subsequently reacted with **Intermediate Ae** in an analogous manner as described for **Example 9**. After deprotection of the Boc-group, purification was performed using preparative HPLC to afford the title compound (4 mg, 32%). Data: LCMS (B) R_t : 9.146 min; m/z 600.3 (M+H)⁺.

Example 20

N-(2,6-diethylphenyl)-2-(2-methoxy-4-(4-methylpiperazin-1-yl)anilino)-5,6-dihydropyrimido[4,5-*e*]indolizine-7-carboxamide

This compound was prepared from its corresponding ester, using the same sequence of reactions as described for **Example 1** using **Intermediate F** as starting material. The ester was subsequently reacted with 2,6-diethylaniline according to procedures described in **Example 1**. Purification was performed using preparative HPLC to afford the title compound (13.5 mg, 23.2%). Data: LCMS (C) R_t : 12.686 min; m/z 566.4 (M+H)⁺.

Example 21

N-(3,5-diethyl-1H-pyrazol-4-yl)-2-[2-methoxy-4-(4-methylpiperazin-1-yl)anilino]-5,6-dihydropyrimido[4,5-e]indolizine-7-carboxamide

5 This compound was prepared from its corresponding acid chloride, using the same sequence of reactions as described for **Intermediate 2**, using **Intermediate F** as starting material. The acid chloride was subsequently reacted with **Intermediate Ac** according to procedures described in **Example 2**. Purification was performed using preparative HPLC to afford the title compound (22 mg, 36%). Data: LCMS (B) R_t : 8.319 min; m/z 557.3 (M+H)⁺.

10

Example 22

2-[2-Methoxy-4-(4-methylpiperazin-1-yl)anilino]-N-(2,4,6-trimethylphenyl)-5,6-dihydropyrimido[4,5-e]indolizine-7-carboxamide

15 This compound was prepared from its corresponding acid chloride, using the same sequence of reactions as described for **Intermediate 2**, using **Intermediate F** as starting material. The acid chloride was subsequently reacted with 2,4,6-trimethylaniline according to procedures described in **Example 2**. Purification was performed using preparative HPLC to afford the title compound (16 mg, 26%). Data: LCMS (B) R_t : 11.240 min; m/z 552.3 (M+H)⁺.

Example 23

N-[2-(hydroxymethyl)-6-methyl-phenyl]-2-[2-methoxy-4-(4-methylpiperazin-1-yl)anilino]-5,6-dihydropyrimido[4,5-e]indolizine-7-carboxamide

20 This compound was prepared from its corresponding acid chloride, using the same sequence of reactions as described for **Intermediate 2**, using **Intermediate F** as starting material. The acid chloride was subsequently reacted with (2-amino-3-methyl-phenyl)methanol according to procedures described in **Example 2**. Purification was performed using preparative HPLC to afford the title compound (6 mg, 10%). Data: LCMS (B) R_t : 8.876 min; m/z 554.3 (M+H)⁺.

Example 24

N-(2-fluoro-6-methyl-phenyl)-2-[2-methoxy-4-(4-methylpiperazin-1-yl)anilino]-5,6-dihydropyrimido[4,5-e]indolizine-7-carboxamide

30 This compound was prepared from its corresponding acid chloride, using the same sequence of reactions as described for **Intermediate 2**, using **Intermediate F** as starting material. The acid chloride was subsequently reacted with 2-fluoro-6-methylaniline according to procedures described in **Example 2**. Purification was performed using preparative HPLC to afford the title compound (21.4 mg, 39.6%). Data: LCMS (B) R_t : 9.878 min; m/z 542.3 (M+H)⁺.

Example 25

N-(2-chloro-4-methyl-3-pyridyl)-2-[2-methoxy-4-(4-methylpiperazin-1-yl)anilino]-5,6-dihydropyrimido[4,5-e]indolizine-7-carboxamide

- 5 This compound was prepared from its corresponding acid chloride, using the same sequence of reactions as described for **Intermediate 2**, using **Intermediate F** as starting material. The acid chloride was subsequently reacted with 3-amino-2-chloro-4-methylpyridine according to procedures described in **Example 2**. Purification was performed using preparative HPLC to afford the title compound (11.9 mg, 28.4%). Data: LCMS (B) R_t : 8.790 min; m/z 559.2/561.2 (M+H)⁺ (chloride-pattern).
- 10

Example 26

N-[1-(2-methoxyethyl)-3,5-dimethyl-pyrazol-4-yl]-2-[2-methoxy-4-(4-methylpiperazin-1-yl)anilino]-5,6-dihydropyrimido[4,5-e]indolizine-7-carboxamide

- 15 This compound was prepared from its corresponding acid chloride, using the same sequence of reactions as described for **Intermediate 2**, using **Intermediate F** as starting material. The acid chloride was subsequently reacted with **Intermediate Aa** according to procedures described in **Example 2**. Purification was performed using preparative HPLC to afford the title compound (25.0 mg, 42.7%). Data: LCMS (B) R_t : 8.128 min; m/z 586.3 (M+H)⁺.
- 20

Example 27

N-(3,5-dimethyl-1H-pyrazol-4-yl)-2-[2-methoxy-4-(4-methylpiperazin-1-yl)anilino]-5,6-dihydropyrimido[4,5-e]indolizine-7-carboxamide

- 25 This compound was prepared from its corresponding acid chloride, using the same sequence of reactions as described for **Intermediate 2**, using **Intermediate F** as starting material. The acid chloride was subsequently reacted with **Intermediate Ab** according to procedures described in **Example 2**. Purification was performed using preparative HPLC to afford the title compound (14.0 mg, 26.5%). Data: LCMS (B) R_t : 7.146 min; m/z 528.3 (M+H)⁺.
- 30

Example 28

N-(5-chloro-1,3-dimethyl-pyrazol-4-yl)-2-[2-methoxy-4-(4-methylpiperazin-1-yl)anilino]-5,6-dihydropyrimido[4,5-e]indolizine-7-carboxamide

- 35 This compound was prepared from its corresponding acid chloride, using the same sequence of reactions as described for **Intermediate 2**, using **Intermediate F** as starting material. The acid chloride was subsequently reacted with **Intermediate Ad** according to procedures described in **Example 2**. Purification was performed using preparative HPLC to

afford the title compound (18 mg, 29%). Data: LCMS (B) R_t : 8.563 min; m/z 562.2/564.2 (M+H)⁺ (chloride-pattern).

Example 29

5 *N*-(2-ethylphenyl)-2-[2-methoxy-4-(4-methylpiperazin-1-yl)anilino]-5,6-dihydropyrimido[4,5-*e*]indolizine-7-carboxamide

This compound was prepared from its corresponding acid chloride, using the same sequence of reactions as described for **Intermediate 2**, using **Intermediate F** as starting material. The acid chloride was subsequently reacted with 2-ethylaniline according to procedures described in **Example 2**. Purification was performed using preparative HPLC to afford the title compound (14 mg, 26%). Data: LCMS (B) R_t : 10.708 min; m/z 538.3 (M+H)⁺.

Example 30

15 *N*-(2,6-difluorophenyl)-2-[2-methoxy-4-(4-methylpiperazin-1-yl)anilino]-5,6-dihydropyrimido[4,5-*e*]indolizine-7-carboxamide

This compound was prepared from its corresponding acid chloride, using the same sequence of reactions as described for **Intermediate 2**, using **Intermediate F** as starting material. The acid chloride was subsequently reacted with 2,6-difluoroaniline according to procedures described in **Example 2**. Purification was performed using preparative HPLC to afford the title compound (20.5 mg, 37.5%). Data: LCMS (B) R_t : 9.607 min; m/z 546.2 (M+H)⁺.

Example 31

N-(3,5-diethyl-1*H*-pyrazol-4-yl)-2-[2-ethoxy-4-(4-methylpiperazin-1-yl)anilino]-5,6-dihydropyrimido[4,5-*e*]indolizine-7-carboxamide

25 This compound was prepared from its corresponding acid chloride, using the same sequence of reactions as described for **Intermediate 2**, using **Intermediate G** as starting material. The acid chloride was subsequently reacted with **Intermediate Ac** according to procedures described in **Example 2**. Purification was performed using preparative HPLC to afford the title compound (10 mg, 37%). Data: LCMS (B) R_t : 8.939 min; m/z 570.3 (M+H)⁺.

30

Example 32

2-[2-Ethoxy-4-(4-methylpiperazin-1-yl)anilino]-*N*-(2-ethyl-6-methyl-phenyl)-5,6-dihydropyrimido[4,5-*e*]indolizine-7-carboxamide

35 This compound was prepared from its corresponding acid chloride, using the same sequence of reactions as described for **Intermediate 2**, using **Intermediate G** as starting material. The acid chloride was subsequently reacted with 6-ethyl-*o*-toluidine according to

procedures described in **Example 2**. Purification was performed using preparative HPLC to afford the title compound (5 mg, 9%). Data: LCMS (B) R_t : 11.636 min; m/z 566.3 (M+H)⁺.

Example 33

5 *N*-(3,5-diethyl-1H-pyrazol-4-yl)-2-[2-(difluoromethoxy)-4-(4-methylpiperazin-1-yl)anilino]-5,6-dihydropyrimido[4,5-*e*]indolizine-7-carboxamide

This compound was prepared from its corresponding carboxylic acid, using the same sequence of reactions as described for **Intermediate 2**, using **Intermediate J** as starting material. The carboxylic acid was subsequently reacted with **Intermediate Ac** in an analogous
10 manner as described for **Example 9**. Purification was performed using preparative HPLC to afford the title compound (9.6 mg, 23%). Data: LCMS (B) R_t : 8.864 min; m/z 592.3 (M+H)⁺.

Example 34

15 *N*-(2,6-dimethylphenyl)-2-[(4-methyl-6-morpholino-3-pyridyl)amino]-5,6-dihydropyrimido[4,5-*e*]indolizine-7-carboxamide

This compound was prepared from its corresponding acid chloride, using the same sequence of reactions as described for **Intermediate 2**, using **Intermediate K** as starting material. The acid chloride was subsequently reacted with 2,6-dimethylaniline according to procedures described in **Example 2**. Purification was performed using preparative HPLC to
20 afford the title compound (6.2 mg, 17.4%). Data: LCMS (B) R_t : 10.575 min; m/z 510.3 (M+H)⁺.

Example 35

N-(2-chloro-6-methyl-phenyl)-2-[2-methoxy-4-[(1-methyl-4-piperidyl)carbamoyl]anilino]-5,6-dihydropyrimido[4,5-*e*]indolizine-7-carboxamide

25 This compound was prepared from its corresponding acid chloride, using the same sequence of reactions as described for **Example 1-a** and **Intermediate 2**, using **Intermediate L** as starting material. The acid chloride was subsequently reacted with 2-chloro-6-methylaniline according to procedures described in **Example 2**. Purification was performed using preparative HPLC to afford the title compound (9.8 mg, 21%). Data: LCMS (B) R_t :
30 11.000 min; m/z 600.2/602.2 (M+H)⁺ (chloride-pattern).

Example 36

N-(2,6-diethylphenyl)-2-[2-methyl-4-[(1-methyl-4-piperidyl)carbamoyl]anilino]-5,6-dihydropyrimido[4,5-*e*]indolizine-7-carboxamide

35 This compound was prepared from its corresponding acid chloride, using the same sequence of reactions as described for **Example 1-a** and **Intermediate 2**, using **Intermediate M** as starting material. The acid chloride was subsequently reacted with 2,6-diethylaniline

according to procedures described in **Example 2**. Purification was performed using preparative HPLC to afford the title compound (2.5 mg, 11%). Data: LCMS (B) R_t : 11.332 min; m/z 592.3 (M+H)⁺.

5 **Example 37**

2-[2-(Difluoromethoxy)-4-[(1-methyl-4-piperidyl)carbamoyl]anilino]-N-(2,6-dimethylphenyl)-5,6-dihydropyrimido[4,5-e]indolizine-7-carboxamide

This compound was prepared from its corresponding acid chloride, using the same sequence of reactions as described for **Example 1-a** and **Intermediate 2**, using **Intermediate**
 10 **Q** as starting material. The acid chloride was subsequently reacted with 2,6-dimethylaniline according to procedures described in **Example 2**. Purification was performed using preparative HPLC to afford the title compound (4 mg, 12%). Data: LCMS (B) R_t : 11.282 min; m/z 616.3 (M+H)⁺.

15 **Example 38**

N-(2,6-diethylphenyl)-2-[2-methoxy-4-(1-methylpyrazol-4-yl)anilino]-5,6-dihydropyrimido[4,5-e]indolizine-7-carboxamide

(a) 2-(4-Bromo-2-methoxy-anilino)-N-(2,6-diethylphenyl)-5,6-dihydropyrimido[4,5-e]indolizine-7-carboxamide

20 This compound was prepared from its corresponding acid chloride, using the same sequence of reactions, as described for **Intermediate 2**, using commercially available 4-bromo-2-methoxyaniline as starting material. The acid chloride was subsequently reacted with 2,6-diethylaniline according to procedures described in **Example 2**. Purification was performed using preparative HPLC to afford the title compound (50 mg).

25 (b) N-(2,6-diethylphenyl)-2-[2-methoxy-4-(1-methylpyrazol-4-yl)anilino]-5,6-dihydropyrimido[4,5-e]indolizine-7-carboxamide

A mixture of 2-(4-bromo-2-methoxy-anilino)-N-(2,6-diethylphenyl)-5,6-dihydropyrimido[4,5-e]indolizine-7-carboxamide (22.6 mg, 0.041 mmol), 1-methyl-4-(4,4,5,5-tetramethyl-1,3,2-dioxaborolan-2-yl)-1H-pyrazole (17.2 mg, 0.083 mmol), 1,1'-bis(diphenylphosphino)ferrocene palladium(II)chloride, complex with dichloromethane (3.4 mg) and potassium carbonate (28.3 mg, 0.205 mmol) in dioxane/water (1.5 mL/0.3 mL) was heated in a microwave at 140 °C for 60 minutes in a sealed tube. After cooling to ambient temperature, the mixture was concentrated *in vacuo*. The resulting residue was diluted with ethyl acetate, washed with water and brine, dried over sodium sulfate, filtered and
 30 concentrated *in vacuo*. Purification was performed using preparative HPLC to afford the title compound (15.2 mg, 38%). Data: LCMS (B) R_t : 17.769 min; m/z 548.3 (M+H)⁺.

Example 39

N-(2,6-dimethylphenyl)-2-[2-methoxy-4-[(1-methyl-4-piperidyl)oxy]anilino]-5,6-dihydropyrimido[4,5-e]indolizine-7-carboxamide

This compound was prepared from its corresponding acid chloride, using the same sequence of reactions as described for **Intermediate 2**, using **Intermediate S** as starting material. The acid chloride was subsequently reacted with 2,6-dimethylaniline according to procedures described in **Example 2**. Purification was performed using preparative HPLC to afford the title compound (13.8 mg, 37.7%). Data: LCMS (B) R_t : 11.129 min; m/z 553.3 (M+H)⁺.

Example 40

N-(2-ethyl-6-methyl-phenyl)-2-[2-methoxy-4-[(1-methyl-4-piperidyl)oxy]anilino]-5,6-dihydropyrimido[4,5-e]indolizine-7-carboxamide

This compound was prepared from its corresponding acid chloride, using the same sequence of reactions as described for **Intermediate 2**, using **Intermediate S** as starting material. The acid chloride was subsequently reacted with 6-ethyl-o-toluidine according to procedures described in **Example 2**. Purification was performed using preparative HPLC to afford the title compound (8.7 mg, 21.9%). Data: LCMS (B) R_t : 11.778 min; m/z 567.3 (M+H)⁺.

Example 41

N-(2-chloro-6-methyl-phenyl)-2-[2-methoxy-4-[(1-methyl-4-piperidyl)oxy]anilino]-5,6-dihydropyrimido[4,5-e]indolizine-7-carboxamide

This compound was prepared from its corresponding acid chloride, using the same sequence of reactions as described for **Intermediate 2**, using **Intermediate S** as starting material. The acid chloride was subsequently reacted with 2-chloro-6-methylaniline according to procedures described in **Example 2**. Purification was performed using preparative HPLC to afford the title compound (11.4 mg, 28.4%). Data: LCMS (B) R_t : 11.395 min; m/z 573.2/575.2 (M+H)⁺ (chloride pattern).

Example 42

N-(2-bromo-6-methyl-phenyl)-2-[2-methoxy-4-[(1-methyl-4-piperidyl)oxy]anilino]-5,6-dihydropyrimido[4,5-e]indolizine-7-carboxamide

This compound was prepared from its corresponding acid chloride, using the same sequence of reactions as described for **Intermediate 2**, using **Intermediate S** as starting material. The acid chloride was subsequently reacted with 2-bromo-6-methylaniline according to procedures described in **Example 2**. Purification was performed using preparative HPLC to

afford the title compound (11.8 mg, 27.3%). Data: LCMS (B) R_t : 11.527 min; m/z 617.2/619.2 (M+H)⁺ (bromide pattern).

Example 43

5 *N*-(2,6-diethylphenyl)-2-[2-methoxy-4-[(1-methyl-4-piperidyl)oxy]anilino]-5,6-dihydropyrimido[4,5-*e*]indolizine-7-carboxamide

This compound was prepared from its corresponding acid chloride, using the same sequence of reactions as described for **Intermediate 2**, using **Intermediate S** as starting material. The acid chloride was subsequently reacted with 2,6-diethylaniline according to
10 procedures described in **Example 2**. Purification was performed using preparative HPLC to afford the title compound (13.6 mg, 33.6%). Data: LCMS (B) R_t : 12.578 min; m/z 581.3 (M+H)⁺.

Example 44

15 *N*-[1-(2-methoxyethyl)-3,5-dimethyl-pyrazol-4-yl]-2-[2-methoxy-4-[(1-methyl-4-piperidyl)oxy]anilino]-5,6-dihydropyrimido[4,5-*e*]indolizine-7-carboxamide

This compound was prepared from its corresponding acid chloride, using the same sequence of reactions as described for **Intermediate 2**, using **Intermediate S** as starting material. The acid chloride was subsequently reacted with **Intermediate Aa** according to procedures described in **Example 2**. Purification was performed using preparative HPLC to
20 afford the title compound (16.9 mg, 40.1%). Data: LCMS (B) R_t : 8.940 min; m/z 601.3 (M+H)⁺.

Example 45

25 *N*-(2,6-dimethylphenyl)-2-[2-methyl-4-[(1-methyl-4-piperidyl)oxy]anilino]-5,6-dihydropyrimido[4,5-*e*]indolizine-7-carboxamide

This compound was prepared from its corresponding acid chloride, using the same sequence of reactions as described for **Intermediate 2**, using **Intermediate T** as starting material. The acid chloride was subsequently reacted with 2,6-dimethylaniline according to procedures described in **Example 2**. Purification was performed using preparative HPLC to
30 afford the title compound (14.2 mg, 40%). Data: LCMS (B) R_t : 10.765 min; m/z 537.3 (M+H)⁺.

Example 46

35 *N*-(2-chloro-6-methyl-phenyl)-2-[2-methyl-4-[(1-methyl-4-piperidyl)oxy]anilino]-5,6-dihydropyrimido[4,5-*e*]indolizine-7-carboxamide

This compound was prepared from its corresponding acid chloride, using the same sequence of reactions as described for **Intermediate 2**, using **Intermediate T** as starting material. The acid chloride was subsequently reacted with 2-chloro-6-methylaniline according to procedures described in **Example 2**. Purification was performed using preparative HPLC to

afford the title compound (10.5 mg, 26%). Data: LCMS (B) R_t : 10.077 min; m/z 557.2/559.2 (M+H)⁺ (chloride pattern).

Example 47

5 *N*-(3,5-diethyl-1H-pyrazol-4-yl)-2-[2-methyl-4-[(1-methyl-4-piperidyl)oxy]anilino]-5,6-dihydropyrimido[4,5-*e*]indolizine-7-carboxamide

This compound was prepared from its corresponding acid chloride, using the same sequence of reactions as described for **Intermediate 2**, using **Intermediate T** as starting material. The acid chloride was subsequently reacted with **Intermediate Ac** according to
10 procedures described in **Example 2**. Purification was performed using preparative HPLC to afford the title compound (7.6 mg, 19%). Data: LCMS (B) R_t : 8.307 min; m/z 555.3 (M+H)⁺.

Example 48

15 2-[4-(2-Dimethylaminoethoxy)-2-methoxy-anilino]-*N*-(2,6-dimethylphenyl)-5,6-dihydropyrimido[4,5-*e*]indolizine-7-carboxamide

This compound was prepared from its corresponding acid chloride, using the same sequence of reactions as described for **Intermediate 2**, using **Intermediate U** as starting material. The acid chloride was subsequently reacted with 2,6-dimethylaniline according to procedures described in **Example 2**. Purification was performed using preparative HPLC to
20 afford the title compound (16.7 mg, 52.9%). Data: LCMS (B) R_t : 10.556 min; m/z 527.3 (M+H)⁺.

Example 49

25 *N*-(2-chloro-6-methyl-phenyl)-2-[4-(2-dimethylaminoethoxy)-2-methoxy-anilino]-5,6-dihydropyrimido[4,5-*e*]indolizine-7-carboxamide

This compound was prepared from its corresponding acid chloride, using the same sequence of reactions as described for **Intermediate 2**, using **Intermediate U** as starting material. The acid chloride was subsequently reacted with 2-chloro-6-methylaniline according to procedures described in **Example 2**. Purification was performed using preparative HPLC to
30 afford the title compound (15.6 mg, 52.9%). Data: LCMS (B) R_t : 10.566 min; m/z 547.2/549.2 (M+H)⁺ (chloride-pattern).

Example 50

35 2-[4-(2-Dimethylaminoethoxy)-2-methoxy-anilino]-*N*-(2-ethyl-6-methyl-phenyl)-5,6-dihydropyrimido[4,5-*e*]indolizine-7-carboxamide

This compound was prepared from its corresponding acid chloride, using the same sequence of reactions as described for **Intermediate 2**, using **Intermediate U** as starting

material. The acid chloride was subsequently reacted with 6-ethyl-o-toluidine according to procedures described in **Example 2**. Purification was performed using preparative HPLC to afford the title compound (17.2 mg, 53.1%). Data: LCMS (B) R_t : 11.075 min; m/z 541.3 (M+H)⁺.

5

Example 51

N-(2-bromo-6-methyl-phenyl)-2-[4-(2-dimethylaminoethoxy)-2-methoxy-anilino]-5,6-dihydropyrimido[4,5-e]indolizine-7-carboxamide

This compound was prepared from its corresponding acid chloride, using the same sequence of reactions as described for **Intermediate 2**, using **Intermediate U** as starting material. The acid chloride was subsequently reacted with 2-bromo-6-methylaniline according to procedures described in **Example 2**. Purification was performed using preparative HPLC to afford the title compound (9.38 mg, 26.4%). Data: LCMS (B) R_t : 10.760 min; m/z 590.2/592.2 (M+H)⁺ (bromide-pattern).

15

Example 52

N-(2,6-diethylphenyl)-2-[4-(2-dimethylaminoethoxy)-2-methoxy-anilino]-5,6-dihydropyrimido[4,5-e]indolizine-7-carboxamide

This compound was prepared from its corresponding acid chloride, using the same sequence of reactions as described for **Intermediate 2**, using **Intermediate U** as starting material. The acid chloride was subsequently reacted with 2,6-diethylaniline according to procedures described in **Example 2**. Purification was performed using preparative HPLC to afford the title compound (5.54 mg, 16.6%). Data: LCMS (B) R_t : 11.832 min; m/z 555.3 (M+H)⁺.

25

Example 53

N-(3,5-diethyl-1H-pyrazol-4-yl)-2-[4-(2-dimethylaminoethoxy)-2-methoxy-anilino]-5,6-dihydropyrimido[4,5-e]indolizine-7-carboxamide

This compound was prepared from its corresponding acid chloride, using the same sequence of reactions as described for **Intermediate 2**, using **Intermediate U** as starting material. The acid chloride was subsequently reacted with **Intermediate Ac** according to procedures described in **Example 2**. Purification was performed using preparative HPLC to afford the title compound (13.4 mg, 41.0%). Data: LCMS (B) R_t : 8.189 min; m/z 545.3 (M+H)⁺.

30

Example 54

2-[4-(2-Dimethylaminoethoxy)-2-methoxy-anilino]-N-[1-(2-methoxyethyl)-3,5-dimethyl-pyrazol-4-yl]-5,6-dihydropyrimido[4,5-e]indolizine-7-carboxamide

35

This compound was prepared from its corresponding acid chloride, using the same sequence of reactions as described for **Intermediate 2**, using **Intermediate U** as starting material. The acid chloride was subsequently reacted with **Intermediate Aa** according to procedures described in **Example 2**. Purification was performed using preparative HPLC to afford the title compound (18.3 mg, 53.2%). Data: LCMS (B) R_t : 8.234 min; m/z 575.3 (M+H)⁺.

Example 55

N-(2,6-diethylphenyl)-2-[4-[(1-methyl-4-piperidyl)carbamoyl]anilino]-5,6-dihydropyrimido[4,5-e]indolizine-7-carboxamide

This compound was prepared from its corresponding acid chloride, using the same sequence of reactions as described for **Example 1-a** and **Intermediate 2**, using **Intermediate V** as starting material. The acid chloride was subsequently reacted with 2,6-diethylaniline according to procedures described in **Example 2**. Purification was performed using preparative HPLC to afford the title compound (3.7 mg, 17%). Data: LCMS (B) R_t : 11.254 min; m/z 578.3 (M+H)⁺.

Example 56

N-(2,6-dimethylphenyl)-2-(2-methyl-4-morpholino-anilino)-5,6-dihydropyrimido[4,5-e]indolizine-7-carboxamide

This compound was prepared from its corresponding ethyl ester, using the same sequence of reactions as described for **Example 2a**, using **Intermediate W**. The ester was subsequently reacted with 2,6-dimethylaniline according to procedures described in **Example 1b**. Purification was performed using preparative HPLC to afford the title compound (5.5 mg, 22%). Data: LCMS (B) R_t : 13.950 min; m/z 509.3 (M+H)⁺.

Example 57

N-(2-ethyl-6-methyl-phenyl)-2-[2-isopropoxy-4-(4-methylpiperazin-1-yl)anilino]-5,6-dihydropyrimido[4,5-e]indolizine-7-carboxamide

This compound was prepared from its corresponding acid chloride, using the same sequence of reactions as described for **Intermediate 2**, using **Intermediate X** as starting material. The acid chloride was subsequently reacted with 6-ethyl-o-toluidine according to procedures described in **Example 2**. Purification was performed using preparative HPLC to afford the title compound (13 mg, 28%). Data: LCMS (B) R_t : 12.031 min; m/z 580.3 (M+H)⁺.

Example 58

N-(2,6-dimethylphenyl)-2-(2-methyl-4-piperazin-1-yl-anilino)-5,6-dihydropyrimido[4,5-e]indolizine-7-carboxamide

This compound was prepared from its corresponding acid chloride, using the same sequence of reactions as described for **Intermediate 2**, using **Intermediate I** as starting material. The acid chloride was subsequently reacted with 2,6-dimethylaniline according to procedures described in **Example 2**. After deprotection of the Cbz-group, purification was performed using preparative HPLC to afford the title compound (20 mg, 64%). Data: LCMS (B) R_t : 9.706 min; m/z 508.3 (M+H)⁺.

Example 59

N-(2,6-diethylphenyl)-2-[2-methoxy-4-(1-methylpyrrolidin-3-yl)oxy-anilino]-5,6-dihydropyrimido[4,5-e]indolizine-7-carboxamide

This compound was prepared from its corresponding acid chloride, using the same sequence of reactions as described for **Intermediate 2**, using **Intermediate Y** as starting material. The acid chloride was subsequently reacted with 2,6-diethylaniline according to procedures described in **Example 2**. Purification was performed using preparative HPLC to afford the title compound (8.1 mg, 25%). Data: LCMS (B) R_t : 12.158 min; m/z 567.3 (M+H)⁺.

Example 60

N-(2,6-dimethylphenyl)-2-[2-methoxy-4-[(1-methyl-3-piperidyl)carbamoyl]anilino]-5,6-dihydropyrimido[4,5-e]indolizine-7-carboxamide

(a) 4-[(7-Ethoxycarbonyl-5,6-dihydropyrimido[4,5-e]indolizin-2-yl)amino]-3-methoxy-benzoic acid

This compound was prepared, in an analogous manner as described for **Intermediate 1a**, using 4-amino-3-methoxybenzoic acid as starting material. Yield: 160 mg (43.5%)

(b) Ethyl 2-[2-methoxy-4-[(1-methyl-3-piperidyl)carbamoyl]anilino]-5,6-dihydropyrimido[4,5-e]indolizine-7-carboxylate

To a stirred suspension of 4-[(7-ethoxycarbonyl-5,6-dihydropyrimido[4,5-e]indolizin-2-yl)amino]-3-methoxy-benzoic acid (80 mg, 0.20 mmol) and 3-amino-1-methylpiperidine dihydrochloride (36.6 mg, 0.20 mmol) in DMF (2 mL) was added DiPEA (139 μ L, 0.84 mmol). The resulting solution was cooled to 0 °C and HATU (83.6 mg, 0.22 mmol) was added. The cooling was removed and the reaction mixture was stirred at room temperature o/n. The mixture was added dropwise to a vigorously stirred mixture of EtOAc/water/brine 1/1/1 (30 mL). The water layer was subsequently extracted with EtOAc (2 x 10 mL). The combined organic layers were washed with water (20 mL), brine (20 mL), dried over Na₂SO₄, filtered and concentrated *in vacuo* to give the title compound (70 mg, 70%).

(c) N-(2,6-dimethylphenyl)-2-[2-methoxy-4-[(1-methyl-3-piperidyl)carbamoyl]anilino]-5,6-dihydropyrimido[4,5-e]indolizine-7-carboxamide

- Saponification of crude ethyl 2-[2-methoxy-4-[(1-methyl-3-piperidyl)carbamoyl]anilino]-5,6-dihydropyrimido[4,5-e]indolizine-7-carboxylate and subsequent reaction with thionylchloride as described for **Intermediate 2b** afforded the corresponding acid chloride. The acid chloride was subsequently reacted with 2,6-dimethylaniline according to procedure described in **Example 2**. Purification was performed using preparative HPLC to afford the title compound (8.4 mg, 19%). Data: LCMS (B) R_t : 11.406 min; m/z 580.3 (M+H)⁺.

10 **Example 61**

N-(2,6-dichlorophenyl)-2-[2-methoxy-4-(4-methylpiperazin-1-yl)anilino]-5,6-dihydropyrimido[4,5-e]indolizine-7-carboxamide

- This compound was prepared from its corresponding acid chloride, using the same sequence of reactions as described for **Intermediate 2**, using **Intermediate F** as starting material. The acid chloride was subsequently reacted with 2,6-dichloroaniline according to procedures described in **Example 2**. Purification was performed using preparative HPLC to afford the title compound (9 mg, 20.7%). Data: LCMS (B) R_t : 10.404 min; m/z 578.2 (M+H)⁺ (chloride-pattern).

20 **Intermediate 3**

Ethyl 2-chloropyrimido[4,5-e]indolizine-7-carboxylate (a) Ethyl 2-methoxypyrimido[4,5-e]indolizine-7-carboxylate

- DDQ (1.53 g, 6.76 mmol) was added to a stirred solution of ethyl 2-methoxy-5,6-dihydropyrimido[4,5-e]indolizine-7-carboxylate (1.54 g, 5.63 mmol) in DCM (50 mL). The reaction mixture stirred for 3 days at room temperature. An additional amount of 200 mg DDQ was added and the reaction mixture was stirred for another 7 days at room temperature. The mixture was filtered and concentrated *in vacuo* to a small volume. The crude product was purified by column chromatography on silica (heptane/ethyl acetate = 1/0 to 1/1 v/v%) to yield the title compound (750 mg, 50%).

- 30 (b) Ethyl 2-hydroxypyrimido[4,5-e]indolizine-7-carboxylate

- Sodium iodide (1.24 g, 8.29 mmol) was added to a stirred solution of ethyl 2-methoxypyrimido[4,5-e]indolizine-7-carboxylate (750 mg, 2.76 mmol) in acetonitrile (19 mL). A solution of trimethylsilyl chloride (896 mg, 1.05 mL) in acetonitrile (3 mL) was added dropwise to the reaction mixture. The mixture was stirred at room temperature *o/n*. Additional sodium iodide (3.33 g) TMS-Cl (2.4 g, 2.8 mL) in acetonitrile (6 mL) were added dropwise and the reaction was stirred for 3 days at room temperature. The mixture was concentrated under reduced pressure. The residue was suspended in 200 mL DCM/MeOH (4/1) and extracted with a

mixture of a saturated solution of sodium thiosulfate (50 mL) and water (100 mL). The water layer was extracted with DCM/MeOH (4/1, 2 x 150 mL). The combined organic layers were dried over sodium sulfate, filtered and the solvent was removed under reduced pressure to give a solid. The solid was triturated in boiling ethyl acetate (50 mL). After cooling the solid was stirred 1h at room temperature and filtered. The residue was dried at 40 °C under vacuum to give 1.0 g crude ethyl 2-hydroxy-5,6-dihydropyrimido[4,5-e]indolizine-7-carboxylate (quant. yield).

(c) Ethyl 2-chloropyrimido[4,5-e]indolizine-7-carboxylate (Intermediate 3)

N,N-Dimethylaniline (47 mg, 50 µL, 1.50 mmol) was added to a solution of ethyl 2-hydroxypyrimido[4,5-e]indolizine-7-carboxylate (1.0 g, 3.89 mmol) in acetonitrile (30 mL). A solution of phosphorus(V) oxychloride (2.99 g, 1.81 mL, 19.5 mmol) in acetonitrile (4 mL) was added dropwise to the reaction mixture. The brown/red suspension was heated to 65 °C for 4 hours. After cooling, the mixture was slowly poured in a stirred mixture of 25% aq. ammonia (50 mL) and ice-water (100 mL) keeping the temperature below 10 °C. After stirring for another 15 minutes ethyl the mixture was extracted with ethyl acetate. The combined organic layers were, subsequently, washed with water (50 mL), 0.2 N HCl (50 mL), brine (25 mL), dried (Na₂SO₄), filtered and concentrated *in vacuo*. The crude product was purified by column chromatography on silica (heptane/ethyl acetate = 1/0 to 1/1 v/v%) to yield 200 mg of the title compound.

Example 62

N-(2,6-dimethylphenyl)-2-[2-methoxy-4-[(1-methyl-4-piperidyl)oxy]anilino]pyrimido[4,5-e]indolizine-7-carboxamide

This compound was prepared from its corresponding acid chloride, using the same sequence of reactions as described for **Intermediate 2**, starting from **Intermediate 3** and **Intermediate S** as starting material. The acid chloride was subsequently reacted with 2,6-dimethylaniline according to procedures described in **Example 2**. Purification was performed using preparative HPLC to afford the title compound (30 mg, 45%). Data: LCMS (B) *R*_t: 12.491 min; *m/z* 551.3 (M+H)⁺.

Example 63

N-(2,6-dimethylphenyl)-2-[2-methyl-4-(4-methylpiperazin-1-yl)anilino]-5,6-dihydropyrimido[4,5-e]indolizine-7-carboxamide

This compound was prepared from its corresponding acid chloride, using the same sequence of reactions as described for **Intermediate 2**, using **Intermediate B** as starting material. The acid chloride was subsequently reacted with 2,6-dimethylaniline according to

procedures described in **Example 2**. Purification was performed using preparative HPLC to afford the title compound (17 mg, 47%). Data: LCMS (B) R_t : 9.602 min; m/z 522.3 (M+H)⁺.

Example 64

5 *N*-(2-ethyl-6-methyl-phenyl)-2-[2-methyl-4-(4-methylpiperazin-1-yl)anilino]-5,6-dihydropyrimido[4,5-*e*]indolizine-7-carboxamide

This compound was prepared from its corresponding acid chloride, using the same sequence of reactions as described for **Intermediate 2**, using **Intermediate B** as starting material. The acid chloride was subsequently reacted with 2-ethyl-6-methylaniline according to procedures described in **Example 2**. Purification was performed using preparative HPLC to afford the title compound (14 mg, 65%). Data: LCMS (B) R_t : 10.303 min; m/z 536.3 (M+H)⁺.

Example 65

15 *N*-(2-bromo-6-methyl-phenyl)-2-[2-methyl-4-(4-methylpiperazin-1-yl)anilino]-5,6-dihydropyrimido[4,5-*e*]indolizine-7-carboxamide

This compound was prepared from its corresponding acid chloride, using the same sequence of reactions as described for **Intermediate 2**, using **Intermediate B** as starting material. The acid chloride was subsequently reacted with 2-bromo-6-methylaniline according to procedures described in **Example 2**. Purification was performed using preparative HPLC to afford the title compound (30 mg, 73%). Data: LCMS (B) R_t : 9.914 min; m/z 586.2/588.2 (M+H)⁺ (bromide pattern).

Example 66

25 *N*-(2,6-dichlorophenyl)-2-[2-methyl-4-(4-methylpiperazin-1-yl)anilino]-5,6-dihydropyrimido[4,5-*e*]indolizine-7-carboxamide

This compound was prepared from its corresponding acid chloride, using the same sequence of reactions as described for **Intermediate 2**, using **Intermediate B** as starting material. The acid chloride was subsequently reacted with 2,6-dichloroaniline according to procedures described in **Example 2**. Purification was performed using preparative HPLC to afford the title compound (10 mg, 36%). Data: LCMS (B) R_t : 9.770 min; m/z 562.2 (M+H)⁺ (chloride-pattern).

Example 67

35 *N*-(2,6-diethylphenyl)-2-[2-methyl-4-(4-methylpiperazin-1-yl)anilino]-5,6-dihydropyrimido[4,5-*e*]indolizine-7-carboxamide

This compound was prepared from its corresponding acid chloride, using the same sequence of reactions as described for **Intermediate 2**, using **Intermediate B** as starting

material. The acid chloride was subsequently reacted with 2,6-diethylaniline according to procedures described in **Example 2**. Purification was performed using preparative HPLC to afford the title compound (13 mg, 34%). Data: LCMS (B) R_t : 10.954 min; m/z 550.3 (M+H)⁺.

5 **Example 68**

N-(2,6-dimethylphenyl)-2-[2-methyl-6-morpholino-3-pyridyl]amino]-5,6-dihydropyrimido[4,5-*e*]indolizine-7-carboxamide

This compound was prepared from its corresponding acid chloride, using the same sequence of reactions as described for **Intermediate 2**, using **Intermediate D** as starting material. The acid chloride was subsequently reacted with 2,6-dimethylaniline according to procedures described in **Example 2**. Purification was performed using preparative HPLC to afford the title compound (9.6 mg, 27%). Data: LCMS (B) R_t : 10.844 min; m/z 510.2 (M+H)⁺.

Example 69

15 *N*-(2-ethyl-6-methyl-phenyl)-2-[2-methyl-6-morpholino-3-pyridyl]amino]-5,6-dihydropyrimido[4,5-*e*]indolizine-7-carboxamide

This compound was prepared from its corresponding acid chloride, using the same sequence of reactions as described for **Intermediate 2**, using **Intermediate D** as starting material. The acid chloride was subsequently reacted with 2-ethyl-6-methylaniline according to procedures described in **Example 2**. Purification was performed using preparative HPLC to afford the title compound (11.2 mg, 30.4%). Data: LCMS (B) R_t : 11.599 min; m/z 524.3 (M+H)⁺.

Example 70

25 *N*-(2-bromo-6-methyl-phenyl)-2-[2-methyl-6-morpholino-3-pyridyl]amino]-5,6-dihydropyrimido[4,5-*e*]indolizine-7-carboxamide

This compound was prepared from its corresponding acid chloride, using the same sequence of reactions as described for **Intermediate 2**, using **Intermediate D** as starting material. The acid chloride was subsequently reacted with 2-bromo-6-methylaniline according to procedures described in **Example 2**. Purification was performed using preparative HPLC to afford the title compound (12 mg, 30%). Data: LCMS (B) R_t : 11.151 min; m/z 574.2/576.2 (M+H)⁺ (bromide pattern).

Example 71

35 *N*-(2,6-diethylphenyl)-2-[2-methoxy-4-(4-methylpiperazin-1-yl)anilino]pyrimido[4,5-*e*]indolizine-7-carboxamide

This compound was prepared from its corresponding acid chloride, using the same sequence of reactions as described for **Intermediate 2**, starting from **Intermediate 3** and **Intermediate F** as starting material. The acid chloride was subsequently reacted with 2,6-diethylaniline according to procedures described in **Example 2**. Purification was performed using preparative HPLC to afford the title compound (0.7 mg). Data: LCMS (A) R_t : 6.446 min; m/z 564.3 (M+H)⁺.

Example 72

N-(2-ethyl-6-methyl-phenyl)-2-[2-methoxy-4-(4-methylpiperazin-1-yl)anilino]-5,6-dihydropyrimido[4,5-e]indolizine-7-carboxamide

This compound was prepared from its corresponding acid chloride, using the same sequence of reactions as described for **Intermediate 2**, using **Intermediate F** as starting material. The acid chloride was subsequently reacted with 2-ethyl-6-methylaniline according to procedures described in **Example 2**. Purification was performed using preparative HPLC to afford the title compound (17.8 mg, 32.2%). Data: LCMS (B) R_t : 10.836 min; m/z 552.3 (M+H)⁺.

Example 73

N-(2-bromo-6-methyl-phenyl)-2-[2-methoxy-4-(4-methylpiperazin-1-yl)anilino]-5,6-dihydropyrimido[4,5-e]indolizine-7-carboxamide

This compound was prepared from its corresponding acid chloride, using the same sequence of reactions as described for **Intermediate 2**, using **Intermediate F** as starting material. The acid chloride was subsequently reacted with 2-bromo-6-methylaniline according to procedures described in **Example 2**. Purification was performed using preparative HPLC to afford the title compound (18.1 mg, 30%). Data: LCMS (B) R_t : 10.427 min; m/z 602.2/604.2 (M+H)⁺ (bromide pattern).

Example 74

N-(2,6-dimethylphenyl)-2-(2-methoxy-4-piperazin-1-yl-anilino)pyrimido[4,5-e]indolizine-7-carboxamide

This compound was prepared from its corresponding ethyl ester, using the same sequence of reactions as described for **Example 1**, starting from **Intermediate 3** and **Intermediate H** as starting material. The ethyl ester was subsequently reacted with 2,6-dimethylaniline according to procedures described in **Example 1**. After deprotection of the Boc-group using 50% TFA/dichloromethane, purification was performed using preparative HPLC to afford the title compound (1.4 mg, 5%). Data: LCMS (B) R_t : 10.283 min; m/z 524.3 (M+H)⁺.

Example 75

N-(2-chloro-6-methyl-phenyl)-2-(2-methoxy-4-piperazin-1-yl-anilino)-5,6-dihydropyrimido[4,5-*e*]indolizine-7-carboxamide

- 5 This compound was prepared from its corresponding ethyl ester, using the same sequence of reactions as described for **Example 1**, starting from **Intermediate 1** and **Intermediate H** as starting material. The ethyl ester was subsequently reacted with 2-chloro-6-methylaniline according to procedures described in **Example 1**. After deprotection of the Boc-group using 50% TFA/dichloromethane, purification was performed using preparative HPLC to afford the title compound (0.9 mg, 4%). Data: LCMS (A) R_t : 5.794 min; m/z 544.2/546.2 (M+H)⁺ (chloride pattern).

Example 76

N-(2,6-diethylphenyl)-2-(2-methoxy-4-piperazin-1-yl-anilino)-5,6-dihydropyrimido[4,5-*e*]indolizine-7-carboxamide

- 15 This compound was prepared from its corresponding ethyl ester, using the same sequence of reactions as described for **Example 1**, starting from **Intermediate 1** and **Intermediate H** as starting material. The ethyl ester was subsequently reacted with 2,6-diethylaniline according to procedures described in **Example 1**. After deprotection of the Boc-group using 50% TFA/dichloromethane, purification was performed using preparative HPLC to afford the title compound (20.7 mg, 72%). Data: LCMS (A) R_t : 6.213 min; m/z 552.3 (M+H)⁺.

Example 77

N-(2,6-diethylphenyl)-2-(2-methoxy-4-piperazin-1-yl-anilino)pyrimido[4,5-*e*]indolizine-7-carboxamide

- 25 This compound was isolated as a side product during preparative HPLC purification of **Example 76** to afford the title compound (2 mg, 7%). Data: LCMS (A) R_t : 6.512 min; m/z 550.3 (M+H)⁺.

Example 78

N-(2-chloro-6-methyl-phenyl)-2-(2-methyl-4-piperazin-1-yl-anilino)-5,6-dihydropyrimido[4,5-*e*]indolizine-7-carboxamide

- 30 This compound was prepared from its corresponding acid chloride, using the same sequence of reactions as described for **Intermediate 2**, using **Intermediate I** as starting material. The acid chloride was subsequently reacted with 2-chloro-6-methylaniline according to procedures described in **Example 2**. After deprotection of the Cbz-group, purification was

performed using preparative HPLC to afford the title compound (24 mg, 81%). Data: LCMS (B)
R_t: 9.831 min; *m/z* 528.2/530.2 (M+H)⁺ (chloride pattern).

Example 79

5 *N*-(2,6-dichlorophenyl)-2-(2-methyl-4-piperazin-1-yl-anilino)-5,6-dihydropyrimido[4,5-
e]indolizine-7-carboxamide

This compound was prepared from its corresponding acid chloride, using the same sequence of reactions as described for **Intermediate 2**, using **Intermediate I** as starting material. The acid chloride was subsequently reacted with 2,6-dichloroaniline according to
10 procedures described in **Example 2**. After deprotection of the Cbz-group, purification was performed using preparative HPLC to afford the title compound (27 mg, 96%). Data: LCMS (B)
R_t: 9.853 min; *m/z* 548.2 (M+H)⁺ (chloride-pattern).

Example 80

15 *N*-(2,6-diethylphenyl)-2-(2-methyl-4-piperazin-1-yl-anilino)-5,6-dihydropyrimido[4,5-e]indolizine-
7-carboxamide

This compound was prepared from its corresponding acid chloride, using the same sequence of reactions as described for **Intermediate 2**, using **Intermediate I** as starting material. The acid chloride was subsequently reacted with 2,6-diethylaniline according to
20 procedures described in **Example 2**. After deprotection of the Cbz-group, purification was performed using preparative HPLC to afford the title compound (18 mg, 40%). Data: LCMS (B)
R_t: 10.916 min; *m/z* 536.3 (M+H)⁺.

Example 81

25 *N*-(2-bromo-6-methyl-phenyl)-2-(2-methyl-4-piperazin-1-yl-anilino)-5,6-dihydropyrimido[4,5-
e]indolizine-7-carboxamide

This compound was prepared from its corresponding acid chloride, using the same sequence of reactions as described for **Intermediate 2**, using **Intermediate I** as starting material. The acid chloride was subsequently reacted with 2-bromo-6-methylaniline according
30 to procedures described in **Example 2**. After deprotection of the Cbz-group, purification was performed using preparative HPLC to afford the title compound (16 mg, 51%). Data: LCMS (B)
R_t: 9.922 min; *m/z* 572.2/574.2 (M+H)⁺ (bromide pattern).

Example 82

35 *N*-(2-ethyl-6-methyl-phenyl)-2-(2-methyl-4-piperazin-1-yl-anilino)-5,6-dihydropyrimido[4,5-
e]indolizine-7-carboxamide

This compound was prepared from its corresponding acid chloride, using the same sequence of reactions as described for **Intermediate 2**, using **Intermediate I** as starting material. The acid chloride was subsequently reacted with 2-ethyl-6-methylaniline according to procedures described in **Example 2**. After deprotection of the Cbz-group, purification was performed using preparative HPLC to afford the title compound (22 mg, 77%). Data: LCMS (B) R_t : 10.361 min; m/z 522.3 (M+H)⁺.

Example 83

N-(2,6-diethylphenyl)-2-(2-methyl-4-morpholino-anilino)-5,6-dihydropyrimido[4,5-*e*]indolizine-7-carboxamide

This compound was prepared from its corresponding ethyl ester, using the same sequence of reactions as described for **Intermediate 2a**, using **Intermediate W**. The ester was subsequently reacted with 2,6-diethylaniline according to procedures described in **Example 1b**. Purification was performed using preparative HPLC to afford the title compound (4.2 mg, 13%). Data: LCMS (B) R_t : 15.695 min; m/z 537.3 (M+H)⁺.

Example 84

N-(2,6-dimethylphenyl)-2-[2-methoxy-4-(1-methylpyrrolidin-3-yl)oxy-anilino]-5,6-dihydropyrimido[4,5-*e*]indolizine-7-carboxamide

This compound was prepared from its corresponding acid chloride, using the same sequence of reactions as described for **Intermediate 2**, using **Intermediate Y** as starting material. The acid chloride was subsequently reacted with 2,6-dimethylaniline according to procedures described in **Example 2**. Purification was performed using preparative HPLC to afford the title compound (4 mg, 12%). Data: LCMS (B) R_t : 10.832 min; m/z 539.2 (M+H)⁺.

Example 85

N-[1-(2-methoxyethyl)-3,5-dimethyl-pyrazol-4-yl]-2-[4-(1-methyl-4-piperidyl)anilino]-5,6-dihydropyrimido[4,5-*e*]indolizine-7-carboxamide

This compound was prepared from its corresponding acid chloride, using the same sequence of reactions, as described for **Intermediate 2**, using commercially available 4-(1-methyl-piperidin-4-yl)-aniline as starting material. The acid chloride was subsequently reacted with **Intermediate Aa** according to procedures described in **Example 2**. Purification was performed using preparative HPLC to afford the title compound (18.3 mg, 44%). Data: LCMS (B) R_t : 8.405 min; m/z 555.3 (M+H)⁺.

Example 86

N-(2-chloro-6-methyl-phenyl)-2-[2-(difluoromethoxy)-4-(4-methylpiperazin-1-yl)anilino]-5,6-dihydropyrimido[4,5-*e*]indolizine-7-carboxamide

This compound was prepared from its corresponding acid chloride, using the same sequence of reactions, as described for **Intermediate 2**, using **Intermediate J** as starting material. The acid chloride was subsequently reacted with 2-chloro-6-methylaniline according to procedures described in **Example 2**. Purification was performed using preparative HPLC to afford the title compound (17.2 mg, 41%). Data: LCMS (B) R_t : 11.569 min; m/z 594.2/596.2 ($M+H$)⁺ (chloride-pattern).

Example 87

N-(2,6-diethylphenyl)-2-[2-ethyl-4-(4-methylpiperazin-1-yl)anilino]-5,6-dihydropyrimido[4,5-*e*]indolizine-7-carboxamide

This compound was prepared from its corresponding bromide, using the same sequence of reactions, as described for **Example 38-a**, using 4-bromo-2-ethylaniline as starting material. The bromide was subsequently reacted with *N*-methylpiperazine according to procedures described in **Example 38-b**. Purification was performed using preparative HPLC to afford the title compound (6.5 mg, 15%). Data: LCMS (B) R_t : 12.136 min; m/z 564.4 ($M+H$)⁺.

Example 88

N-[3,5-diethyl-1-(2-methoxyethyl)pyrazol-4-yl]-2-[4-[3-(dimethylamino)propyl-methyl-carbamoyl]-2-methoxy-anilino]-5,6-dihydropyrimido[4,5-*e*]indolizine-7-carboxamide

This compound was prepared from its corresponding acid chloride, using the same sequence of reactions, as described for **Example 60**, using *N,N,N'*-trimethyl-1,3-propanediamine as starting material. The acid chloride was subsequently reacted with **Intermediate Ae** according to procedures described in **Example 2**. Purification was performed using preparative HPLC to afford the title compound (13.8 mg, 20%). Data: LCMS (B) R_t : 10.220 min; m/z 658.4 ($M+H$)⁺.

Example 89

2-[4-(Azetidin-3-yloxy)-2-methyl-anilino]-*N*-[1-(2-methoxyethyl)-3,5-dimethyl-pyrazol-4-yl]-5,6-dihydropyrimido[4,5-*e*]indolizine-7-carboxamide

This compound was prepared from its corresponding acid chloride, using the same sequence of reactions, as described for **Intermediate 2**, using **Intermediate Z** as starting material. The acid chloride was subsequently reacted with **Intermediate Aa** according to procedures described in **Example 2**. After deprotection of the Cbz-group, purification was

performed using preparative HPLC to afford the title compound (6.6 mg, 17%). Data: LCMS (B) R_t : 7.975 min; m/z 543.3 (M+H)⁺.

Example 90

5 2-[4-(3,5-Dimethylisoxazol-4-yl)-2-methoxy-anilino]-N-[1-(2-methoxyethyl)-3,5-dimethyl-pyrazol-4-yl]-5,6-dihydropyrimido[4,5-e]indolizine-7-carboxamide

This compound was prepared from its corresponding acid chloride, using the same sequence of reactions, as described for **Intermediate 2**, using **Intermediate ZA** as starting material. The acid chloride was subsequently reacted with **Intermediate Aa** according to
10 procedures described in **Example 2**. Purification was performed using preparative HPLC to afford the title compound (16.2 mg, 46%). Data: LCMS (B) R_t : 14.477 min; m/z 583.3 (M+H)⁺.

Example 91

2-[4-(Azetidin-3-yloxy)-2-methoxy-anilino]-N-[1-(2-methoxyethyl)-3,5-dimethyl-pyrazol-4-yl]-5,6-
15 dihydropyrimido[4,5-e]indolizine-7-carboxamide

This compound was prepared from its corresponding acid chloride, using the same sequence of reactions, as described for **Intermediate 2**, using **Intermediate ZB** as starting material. The acid chloride was subsequently reacted with **Intermediate Aa** according to procedures described in **Example 2**. After deprotection of the Cbz-group, purification was
20 performed using preparative HPLC to afford the title compound (12.8 mg, 25%). Data: LCMS (B) R_t : 8.441 min; m/z 559.3 (M+H)⁺.

Example 92

2-[4-(Azetidin-3-yloxy)-2-methoxy-anilino]-N-(3,5-diethyl-1H-pyrazol-4-yl)-5,6-
25 dihydropyrimido[4,5-e]indolizine-7-carboxamide

This compound was prepared from its corresponding acid chloride, using the same sequence of reactions, as described for **Intermediate 2**, using **Intermediate ZB** as starting material. The acid chloride was subsequently reacted with **Intermediate Ac** according to procedures described in **Example 2**. After deprotection of the Cbz-group, purification was
30 performed using preparative HPLC to afford the title compound (8.9 mg, 19%). Data: LCMS (B) R_t : 8.324 min; m/z 529.3 (M+H)⁺.

Example 93

2-[4-(Azetidin-3-yloxy)-2-methoxy-anilino]-N-[3,5-diethyl-1-(2-methoxyethyl)pyrazol-4-yl]-5,6-dihydropyrimido[4,5-e]indolizine-7-carboxamide

This compound was prepared from its corresponding acid chloride, using the same sequence of reactions, as described for **Intermediate 2**, using **Intermediate ZB** as starting material. The acid chloride was subsequently reacted with **Intermediate Ae** according to procedures described in **Example 2**. After deprotection of the Cbz-group, purification was performed using preparative HPLC to afford the title compound (14.9 mg, 34%). Data: LCMS (B) R_t : 9.618 min; m/z 587.4 (M+H)⁺.

Example 94

N-[1-(2-methoxyethyl)-3,5-dimethyl-pyrazol-4-yl]-2-[2-methoxy-4-(1,3,5-trimethylpyrazol-4-yl)anilino]-5,6-dihydropyrimido[4,5-e]indolizine-7-carboxamide

This compound was prepared from its corresponding acid chloride, using the same sequence of reactions, as described for **Intermediate 2**, using **Intermediate R** as starting material. The acid chloride was subsequently reacted with **Intermediate Aa** according to procedures described in **Example 2**. Purification was performed using preparative HPLC to afford the title compound (8.7 mg, 21%). Data: LCMS (B) R_t : 12.704 min; m/z 596.3 (M+H)⁺.

Example 95

N-[1-(2-methoxyethyl)-3,5-dimethyl-pyrazol-4-yl]-2-[2-methoxy-4-[(1-methyl-4-piperidyl)oxy]anilino]pyrimido[4,5-e]indolizine-7-carboxamide

This compound was prepared from its corresponding acid chloride, using the same sequence of reactions, as described for **Intermediate 2**, starting from **Intermediate 3** and **Intermediate S** as starting material. The acid chloride was subsequently reacted with **Intermediate Aa** according to procedures described in **Example 2**. Purification was performed using preparative HPLC to afford the title compound (23 mg, 32%). Data: LCMS (B) R_t : 9.796 min; m/z 599.3 (M+H)⁺.

Example 96

N-[1-(2-methoxyethyl)-3,5-dimethyl-pyrazol-4-yl]-2-(2-methoxy-4-piperazin-1-yl-anilino)pyrimido[4,5-e]indolizine-7-carboxamide

This compound was prepared from its corresponding acid chloride, using the same sequence of reactions, as described for **Intermediate 2**, starting from **Intermediate 3** and **Intermediate ZE** as starting material. The acid chloride was subsequently reacted with **Intermediate Aa** according to procedures described in **Example 2**. After deprotection of the

Cbz-group, purification was performed using preparative HPLC to afford the title compound (14 mg, 61%). Data: LCMS (B) R_t : 9.058 min; m/z 570.3 (M+H)⁺.

Example 97

- 5 N-(3,5-diethyl-1H-pyrazol-4-yl)-2-(2-methoxy-4-piperazin-1-yl-anilino)pyrimido[4,5-e]indolizine-7-carboxamide

This compound was prepared from its corresponding acid chloride, using the same sequence of reactions, as described for **Intermediate 2**, starting from **Intermediate 3** and **Intermediate ZE** as starting material. The acid chloride was subsequently reacted with

10 **Intermediate Ac** according to procedures described in **Example 2**. After deprotection of the Cbz-group, purification was performed using preparative HPLC to afford the title compound (10.6 mg, 39%). Data: LCMS (B) R_t : 8.908 min; m/z 540.3 (M+H)⁺.

Example 98

- 15 N-[1-(2-hydroxy-2-methyl-propyl)-3,5-dimethyl-pyrazol-4-yl]-2-(2-methoxy-4-piperazin-1-yl-anilino)-5,6-dihydropyrimido[4,5-e]indolizine-7-carboxamide

This compound was prepared from its corresponding acid chloride, using the same sequence of reactions, as described for **Intermediate 2**, using **Intermediate ZE** as starting material. The acid chloride was subsequently reacted with **Intermediate Af** according to

20 procedures described in **Example 2**. After deprotection of the Cbz-group, purification was performed using preparative HPLC to afford the title compound (11.4 mg, 28%). Data: LCMS (B) R_t : 7.882 min; m/z 586.3 (M+H)⁺.

Example 99

- 25 N-(2,6-diethylphenyl)-2-[4-(4-methylpiperazin-1-yl)-2-(trideuteriomethoxy)anilino]-5,6-dihydropyrimido[4,5-e]indolizine-7-carboxamide

This compound was prepared from its corresponding acid chloride, using the same sequence of reactions, as described for **Intermediate 2**, using **Intermediate ZC** as starting material. The acid chloride was subsequently reacted with 2,6-diethylaniline according to

30 procedures described in **Example 2**. Purification was performed using preparative HPLC to afford the title compound (14.6 mg, 23%). Data: LCMS (B) R_t : 12.878 min; m/z 569.4 (M+H)⁺.

Example 100

N-[3,5-diethyl-1-(2-methoxyethyl)pyrazol-4-yl]-2-[4-(4-methylpiperazin-1-yl)-2-(trideuteriomethoxy)anilino]-5,6-dihydropyrimido[4,5-*e*]indolizine-7-carboxamide

This compound was prepared from its corresponding acid chloride, using the same sequence of reactions, as described for **Intermediate 2**, using **Intermediate ZC** as starting material. The acid chloride was subsequently reacted with **Intermediate Ae** according to procedures described in **Example 2**. Purification was performed using preparative HPLC to afford the title compound (17.2 mg, 25%). Data: LCMS (B) R_t : 9.443 min; m/z 617.4 (M+H)⁺.

Example 101

N-[1-(2-methoxyethyl)-3,5-dimethyl-pyrazol-4-yl]-2-[[2-methyl-6-(4-methylpiperazin-1-yl)-3-pyridyl]amino]-5,6-dihydropyrimido[4,5-*e*]indolizine-7-carboxamide

This compound was prepared from its corresponding acid chloride, using the same sequence of reactions, as described for **Intermediate 2**, using **Intermediate ZD** as starting material. The acid chloride was subsequently reacted with **Intermediate Aa** according to procedures described in **Example 2**. Purification was performed using preparative HPLC to afford the title compound (13.8 mg, 27%). Data: LCMS (B) R_t : 7.187 min; m/z 571.4 (M+H)⁺.

Example 102

2-[5-Chloro-2-methoxy-4-(4-methylpiperazin-1-yl)anilino]-*N*-(2,6-diethylphenyl)-5,6-dihydropyrimido[4,5-*e*]indolizine-7-carboxamide

This compound was isolated as a side product from the compound described in **Example 20** using preparative HPLC to afford the title compound (9.1 mg). Data: LCMS (B) R_t : 14.555 min; m/z 601.3/603.3 (M+H)⁺ (chloride-pattern).

Example 103

N-(2,6-dimethylphenyl)-2-[2-methoxy-4-(tetrahydropyran-4-ylcarbamoyl)anilino]-5,6-dihydropyrimido[4,5-*e*]indolizine-7-carboxamide

(a) 2-(4-Bromo-2-methoxy-anilino)-*N*-(2,6-dimethylphenyl)-5,6-dihydropyrimido[4,5-*e*]indolizine-7-carboxamide

This compound was prepared from its corresponding acid chloride, using the same sequence of reactions, as described for **Intermediate 2**, using commercially available 4-bromo-2-methoxyaniline as starting material. The acid chloride was subsequently reacted with 2,6-dimethylaniline according to procedures described in **Example 2** to afford the title compound (1.35 g, 84%).

(b) 2-(4-Cyano-2-methoxy-anilino)-*N*-(2,6-dimethylphenyl)-5,6-dihydropyrimido[4,5-*e*]indolizine-7-carboxamide

To a solution of 2-(4-bromo-2-methoxy-anilino)-*N*-(2,6-dimethylphenyl)-5,6-dihydropyrimido[4,5-*e*]indolizine-7-carboxamide (1.35 g, 2.6 mmol) and zinc cyanide (321 mg, 2.73 mmol) in DMF (4 mL) was added tetrakis(triphenylphosphine)palladium(0) (300 mg, 0.26 mmol). The reaction mixture was heated for 30 minutes at 170 °C under microwave radiation.

- 5 After cooling to ambient temperature, the mixture was concentrated and the residue was diluted with ethyl acetate, washed with water and brine, dried over sodium sulfate, filtered and concentrated *in vacuo* to afford the crude title compound (1.05 g, 87%).

(c) 4-[[7-[(2,6-Dimethylphenyl)carbamoyl]-5,6-dihydropyrimido[4,5-*e*]indolizin-2-yl]amino]-3-methoxy-benzoic acid

- 10 To a stirred suspension of 2-(4-cyano-2-methoxy-anilino)-*N*-(2,6-dimethylphenyl)-5,6-dihydropyrimido[4,5-*e*]indolizine-7-carboxamide (750 mg, 1.61 mmol) in MeOH (25 mL) was added a solution of potassium hydroxide (453 mg, 8.07 mmol) in water (12.5 mL). The reaction mixture was heated for 2 hours at 120 °C under microwave radiation. After evaporation of the methanol fraction, the resulting water layer was acidified by addition of 2N HCl-solution until
15 pH~2. After extraction with dichloromethane, the combined organic layers were filtered over a PE-filter to give 330 mg of the title compound (yield: 42%).

(d) *N*-(2,6-dimethylphenyl)-2-[2-methoxy-4-(tetrahydropyran-4-ylcarbamoyl)anilino]-5,6-dihydropyrimido[4,5-*e*]indolizine-7-carboxamide

- This compound was prepared from its corresponding carboxylic acid (**Example 103-c**)
20 and 4-aminotetrahydropyran hydrochloride, using standard HATU-coupling procedures as described in **Example 9**. Purification was performed using preparative HPLC to afford the title compound (5 mg, 18%). Data: LCMS (B) *R*_t: 14.407 min; *m/z* 567.3 (M+H)⁺.

Example 104

- 25 2-[4-(Azetidin-3-ylcarbamoyl)-2-methoxy-anilino]-*N*-(2,6-dimethylphenyl)-5,6-dihydropyrimido[4,5-*e*]indolizine-7-carboxamide

- This compound was prepared from its corresponding carboxylic acid (**Example 103-c**) and 3-amino-1-*N*-Boc-azetidine, using standard HATU-coupling procedures as described in **Example 9**. After deprotection of the Boc-group, purification was performed using preparative
30 HPLC to afford the title compound (6.8 mg, 20%). Data: LCMS (B) *R*_t: 11.597 min; *m/z* 538.3 (M+H)⁺.

Example 105

- N*-(2,6-dimethylphenyl)-2-[2-methoxy-4-[4-(2-methoxyacetyl)piperazin-1-yl]anilino]-5,6-dihydropyrimido[4,5-*e*]indolizine-7-carboxamide

This compound was prepared from its corresponding amine (**Example 17**) and methoxyacetic acid, using standard HATU-coupling procedures as described in **Example 9**.

Purification was performed using preparative HPLC to afford the title compound (10 mg, 49%).

Data: LCMS (B) R_t : 12.973 min; m/z 596.3 (M+H)⁺.

Example 106

- 5 *N*-[1-(2-methoxyethyl)-3,5-dimethyl-pyrazol-4-yl]-2-[[4-methoxy-2-(4-methylpiperazin-1-yl)pyrimidin-5-yl]amino]-5,6-dihydropyrimido[4,5-*e*]indolizine-7-carboxamide

This compound was prepared from its corresponding acid chloride, using the same sequence of reactions, as described for **Intermediate 2**, using **Intermediate ZF** as starting material. The acid chloride was subsequently reacted with **Intermediate Aa** according to procedures described in **Example 2**. Purification was performed using preparative HPLC to afford the title compound (5.9 mg, 20%). Data: LCMS (B) R_t : 7.658 min; m/z 588.4 (M+H)⁺.

Example 107

- 15 *N*-(2,6-diethylphenyl)-2-[[4-methoxy-2-(4-methylpiperazin-1-yl)pyrimidin-5-yl]amino]-5,6-dihydropyrimido[4,5-*e*]indolizine-7-carboxamide

This compound was prepared from its corresponding acid chloride, using the same sequence of reactions, as described for **Intermediate 2**, using **Intermediate ZF** as starting material. The acid chloride was subsequently reacted with 2,6-diethylaniline according to procedures described in **Example 2**. Purification was performed using preparative HPLC to afford the title compound (3.1 mg, 11%). Data: LCMS (B) R_t : 12.119 min; m/z 568.4 (M+H)⁺.

Example 108

- 25 *N*-(3-ethyl-5-methyl-isoxazol-4-yl)-2-[2-methoxy-4-(4-methylpiperazin-1-yl)anilino]-5,6-dihydropyrimido[4,5-*e*]indolizine-7-carboxamide

This compound was prepared from its corresponding carboxylic acid, using the same sequence of reactions as described for **Intermediate 2**, using **Intermediate F** as starting material. The carboxylic acid was subsequently reacted with **Intermediate Ag** in an analogous manner as described for **Example 9**. Purification was performed using preparative HPLC to afford the title compound (11.3 mg, 45%). Data: LCMS (B) R_t : 9.102 min; m/z 543.3 (M+H)⁺.

Example 109

- 30 *N*-[3,5-diethyl-1-(2-methoxyethyl)pyrazol-4-yl]-2-[2-methoxy-4-(4-methylpiperazin-1-yl)anilino]-5,6-dihydropyrimido[4,5-*e*]indolizine-7-carboxamide

This compound was prepared from its corresponding carboxylic acid, using the same sequence of reactions as described for **Intermediate 2**, using **Intermediate F** as starting material. The carboxylic acid was subsequently reacted with **Intermediate Ae** in an analogous

manner as described for **Example 9**. Purification was performed using preparative HPLC to afford the title compound (21.5 mg, 76%). Data: LCMS (B) R_t : 9.108 min; m/z 614.4 (M+H)⁺.

Example 110

5 *N*-(2,6-dimethylphenyl)-2-[4-[4-(3-fluorocyclobutanecarbonyl)piperazin-1-yl]-2-methoxy-anilino]-5,6-dihydropyrimido[4,5-*e*]indolizine-7-carboxamide

This compound was prepared from its corresponding amine (**Example 17**) and 3-fluorocyclobutanecarboxylic acid, using standard HATU-coupling procedures as described in **Example 9**. Purification was performed using preparative HPLC to afford the title compound
10 (26 mg, 99%). Data: LCMS (B) R_t : 15.532 min; m/z 624.3 (M+H)⁺.

Example 111

N-(2,6-dimethylphenyl)-2-[2-methoxy-4-[4-(3-methyloxetane-3-carbonyl)piperazin-1-yl]anilino]-5,6-dihydropyrimido[4,5-*e*]indolizine-7-carboxamide

15 This compound was prepared from its corresponding amine (**Example 17**) and 3-methyl-oxetane-3-carboxylic acid, using standard HATU-coupling procedures as described in **Example 9**. Purification was performed using preparative HPLC to afford the title compound (4 mg, 17%). Data: LCMS (B) R_t : 13.824 min; m/z 622.3 (M+H)⁺.

Example 112

2-[4-[4-(Cyclopropanecarbonyl)piperazin-1-yl]-2-methoxy-anilino]-*N*-(2,6-dimethylphenyl)-5,6-dihydropyrimido[4,5-*e*]indolizine-7-carboxamide

This compound was prepared from its corresponding amine (**Example 17**) and cyclopropane-carboxylic acid, using standard HATU-coupling procedures as described in
25 **Example 9**. Purification was performed using preparative HPLC to afford the title compound (11 mg, 49%). Data: LCMS (B) R_t : 14.744 min; m/z 592.3 (M+H)⁺.

Example 113

2-[4-(4-Butylsulfonylpiperazin-1-yl)-2-methoxy-anilino]-*N*-(2,6-dimethylphenyl)-5,6-dihydropyrimido[4,5-*e*]indolizine-7-carboxamide

30 To a stirred solution of *N*-(2,6-dimethylphenyl)-2-(2-methoxy-4-piperazin-1-yl-anilino)-5,6-dihydropyrimido[4,5-*e*]indolizine-7-carboxamide (**Example 17**, 20 mg, 0.038 mmol) in DCM (2 mL) was added triethylamine (18 μ L, 0.13 mmol) and butane-1-sulfonyl chloride (5 μ L, 0.042 mmol). The reaction mixture was stirred o/n at room temperature. the mixture was
35 concentrated and the residue was purified using preparative HPLC to afford the title compound (3 mg, 13%). Data: LCMS (B) R_t : 17.533 min; m/z 644.3 (M+H)⁺.

Example 114

N-(2,6-dimethylphenyl)-2-[4-[4-(ethylcarbamoyl)piperazin-1-yl]-2-methoxy-anilino]-5,6-dihydropyrimido[4,5-e]indolizine-7-carboxamide

- 5 To a stirred solution of N-(2,6-dimethylphenyl)-2-(2-methoxy-4-piperazin-1-yl-anilino)-5,6-dihydropyrimido[4,5-e]indolizine-7-carboxamide (**Example 17**, 20 mg, 0.038 mmol) in DCM (2 ml) was added isocyanatoethane (4 μ L, 0.042 mmol). The reaction mixture was stirred o/n at room temperature. The mixture was concentrated and the residue was purified using preparative HPLC to afford the title compound (24 mg, 99%). Data: LCMS (B) R_t : 13.414 min;
 10 m/z 595.3 (M+H)⁺.

Example 115

N-[1-(2-methoxyethyl)-3,5-dimethyl-pyrazol-4-yl]-2-[2-methoxy-5-methyl-4-(4-methylpiperazin-1-yl)anilino]-5,6-dihydropyrimido[4,5-e]indolizine-7-carboxamide

- 15 This compound was prepared from its corresponding acid chloride, using the same sequence of reactions, as described for **Intermediate 2**, using **Intermediate ZG** as starting material. The acid chloride was subsequently reacted with **Intermediate Aa** according to procedures described in **Example 2**. Purification was performed using preparative HPLC to afford the title compound (19.2 mg, 29%). Data: LCMS (B) R_t : 9.296 min; m/z 600.4 (M+H)⁺.
 20

Example 116

N-(2,6-diethylphenyl)-2-[2-methoxy-4-(3-methylpiperazin-1-yl)anilino]-5,6-dihydropyrimido[4,5-e]indolizine-7-carboxamide

- 25 This compound was prepared from its corresponding acid chloride, using the same sequence of reactions, as described for **Intermediate 2**, using **Intermediate ZH** as starting material. The acid chloride was subsequently reacted with 2,6-diethylaniline according to procedures described in **Example 2**. After deprotection of the Cbz-group, purification was performed using preparative HPLC to afford the title compound (12.2 mg, 17%). Data: LCMS (B) R_t : 12.915 min; m/z 566.4 (M+H)⁺.
 30

Example 117

N-(2,6-dimethylphenyl)-2-[2-methoxy-4-[(3S,4R)-3-methoxy-4-piperidyl]carbamoyl]anilino]-5,6-dihydropyrimido[4,5-e]indolizine-7-carboxamide

- 35 This compound was prepared from its corresponding carboxylic acid (**Example 103-c**) and (3S,4R)-4-amino-1-Boc-3-methoxy-piperidine, using standard HATU-coupling procedures as described in **Example 9**. After deprotection of the Boc-group, purification was performed

using preparative HPLC to afford the title compound (2.7 mg, 7%). Data: LCMS (B) R_t : 11.799 min; m/z 596.4 (M+H)⁺.

Example 118

- 5 *N*-(2,6-dimethylphenyl)-2-[4-[(3*S*,4*R*)-3-fluoro-4-piperidyl]carbamoyl]-2-methoxy-anilino]-5,6-dihydropyrimido[4,5-*e*]indolizine-7-carboxamide

This compound was prepared from its corresponding carboxylic acid (**Example 103-c**) and *tert*-butyl (3*S*,4*R*)-4-amino-3-fluoro-piperidine-1-carboxylate, using standard HATU-coupling procedures as described in **Example 9**. After deprotection of the Boc-group, purification was performed using preparative HPLC to afford the title compound (2.2 mg, 5%). Data: LCMS (B) R_t : 11.671 min; m/z 584.3 (M+H)⁺.

Example 119

- 15 2-[4-[(4-*cis*-Aminocyclohexyl)carbamoyl]-2-methoxy-anilino]-*N*-(2,6-dimethylphenyl)-5,6-dihydropyrimido[4,5-*e*]indolizine-7-carboxamide

This compound was prepared from its corresponding carboxylic acid (**Example 103-c**) and 1-*N*-Boc-*cis*-1,4-cyclohexyldiamine hydrochloride, using standard HATU-coupling procedures as described in **Example 9**. After deprotection of the Boc-group, purification was performed using preparative HPLC to afford the title compound (4.6 mg, 15%). Data: LCMS (B) R_t : 11.581 min; m/z 580.3 (M+H)⁺.

Example 120

- 25 *N*-(2,6-dimethylphenyl)-2-[4-(isopropylcarbamoyl)-2-methoxy-anilino]-5,6-dihydropyrimido[4,5-*e*]indolizine-7-carboxamide

This compound was prepared from its corresponding carboxylic acid (**Example 103-c**) and isopropylamine hydrochloride, using standard HATU-coupling procedures as described in **Example 9**. Purification was performed using preparative HPLC to afford the title compound (2.9 mg, 8%). Data: LCMS (B) R_t : 15.663 min; m/z 525.3 (M+H)⁺.

30 Example 121

- N*-(2,6-dimethylphenyl)-2-[2-methoxy-4-[(1*R*,5*S*)-3-oxabicyclo[3.1.0]hexan-6-yl]carbamoyl]anilino]-5,6-dihydropyrimido[4,5-*e*]indolizine-7-carboxamide

This compound was prepared from its corresponding carboxylic acid (**Example 103-c**) and (1*R*,5*S*)-3-oxabicyclo[3.1.0]hexan-6-amine hydrochloride, using standard HATU-coupling

procedures as described in **Example 9**. Purification was performed using preparative HPLC to afford the title compound (6.5 mg, 15%). Data: LCMS (B) R_t : 14.186 min; m/z 565.2 (M+H)⁺.

Example 122

5 *N*-(2,6-dimethylphenyl)-2-[2-methoxy-4-(morpholine-4-carbonyl)anilino]-5,6-dihydropyrimido[4,5-*e*]indolizine-7-carboxamide

This compound was prepared from its corresponding carboxylic acid (**Example 103-c**) and morpholine, using standard HATU-coupling procedures as described in **Example 9**.

Purification was performed using preparative HPLC to afford the title compound (8.7 mg, 15%).

10 Data: LCMS (B) R_t : 14.262 min; m/z 553.3 (M+H)⁺.

Example 123

N-(2,6-dimethylphenyl)-2-[4-(1,1-dioxo-1,4-thiazinane-4-carbonyl)-2-methoxy-anilino]-5,6-dihydropyrimido[4,5-*e*]indolizine-7-carboxamide

15 This compound was prepared from its corresponding carboxylic acid (**Example 103-c**) and thiomorpholine 1,1-dioxide, using standard HATU-coupling procedures as described in **Example 9**. Purification was performed using preparative HPLC to afford the title compound (10.5 mg, 14%). Data: LCMS (B) R_t : 13.936 min; m/z 601.2 (M+H)⁺.

20 Example 124

N-(2,6-dimethylphenyl)-2-[4-(4-ethyl-1,4-diazepane-1-carbonyl)-2-methoxy-anilino]-5,6-dihydropyrimido[4,5-*e*]indolizine-7-carboxamide

This compound was prepared from its corresponding carboxylic acid (**Example 103-c**) and 1-ethyl-1,4-diazepane dihydrochloride, using standard HATU-coupling procedures as

25 described in **Example 9**. Purification was performed using preparative HPLC to afford the title compound (4.4 mg, 7%). Data: LCMS (B) R_t : 11.510 min; m/z 594.4 (M+H)⁺.

Example 125

30 2-[4-[(3,3-Difluorocyclobutyl)carbamoyl]-2-methoxy-anilino]-*N*-(2,6-dimethylphenyl)-5,6-dihydropyrimido[4,5-*e*]indolizine-7-carboxamide

This compound was prepared from its corresponding carboxylic acid (**Example 103-c**) and 3,3-difluorocyclobutanamine hydrochloride, using standard HATU-coupling procedures as described in **Example 9**. Purification was performed using preparative HPLC to afford the title compound (4.1 mg, 7%). Data: LCMS (B) R_t : 16.415 min; m/z 573.3 (M+H)⁺.

35

Example 126

2-[4-(Cyclopropylcarbamoyl)-2-methoxy-anilino]-N-(2,6-dimethylphenyl)-5,6-dihydropyrimido[4,5-e]indolizine-7-carboxamide

This compound was prepared from its corresponding carboxylic acid (**Example 103-c**) and cyclopropylamine, using standard HATU-coupling procedures as described in **Example 9**.

- 5 Purification was performed using preparative HPLC to afford the title compound (5.7 mg, 10%). Data: LCMS (B) R_t : 14.833 min; m/z 523.3 (M+H)⁺.

Example 127

N-(2,6-dimethylphenyl)-2-[2-methoxy-4-(2-methoxyethylcarbamoyl)anilino]-5,6-dihydropyrimido[4,5-e]indolizine-7-carboxamide

- 10 This compound was prepared from its corresponding carboxylic acid (**Example 103-c**) and 2-methoxyethylamine, using standard HATU-coupling procedures as described in **Example 9**. Purification was performed using preparative HPLC to afford the title compound (4.9 mg, 8%). Data: LCMS (B) R_t : 14.283 min; m/z 541.3 (M+H)⁺.

15

Example 128

N-(2,6-dimethylphenyl)-2-[2-methoxy-4-[2-(1-piperidyl)ethylcarbamoyl]anilino]-5,6-dihydropyrimido[4,5-e]indolizine-7-carboxamide

- 20 This compound was prepared from its corresponding carboxylic acid (**Example 103-c**) and 2-(1-piperidyl)ethanamine, using standard HATU-coupling procedures as described in **Example 9**. Purification was performed using preparative HPLC to afford the title compound (4.2 mg, 5%). Data: LCMS (B) R_t : 12.340 min; m/z 594.3 (M+H)⁺.

Example 129

- 25 2-[4-(4-Cyano-4-methyl-piperidine-1-carbonyl)-2-methoxy-anilino]-N-(2,6-dimethylphenyl)-5,6-dihydropyrimido[4,5-e]indolizine-7-carboxamide

- This compound was prepared from its corresponding carboxylic acid (**Example 103-c**) and : 4-methylpiperidine-4-carbonitrile hydrochloride, using standard HATU-coupling procedures as described in **Example 9**. Purification was performed by flash chromatography on silica gel (dichloromethane/methanol = 99/1 to 9/1 v/v%) to afford the title compound (3.9 mg, 5%). Data: LCMS (B) R_t : 15.853 min; m/z 590.3 (M+H)⁺.

Example 130

- N-(2,6-dimethylphenyl)-2-[2-methoxy-4-[4-(3-methylazetidine-3-carbonyl)piperazin-1-yl]anilino]-5,6-dihydropyrimido[4,5-e]indolizine-7-carboxamide

- 35 This compound was prepared from its corresponding amine (**Example 17**) and 1-tert-butoxycarbonyl-3-methyl-azetidine-3-carboxylic acid, using standard HATU-coupling

procedures as described in **Example 9**. After deprotection of the Boc-group, purification was performed using preparative HPLC to afford the title compound (10 mg, 39%). Data: LCMS (B) R_t : 11.186 min; m/z 621.4 (M+H)⁺.

5 **Example 131**

2-[4-(4-Acetylpiperazin-1-yl)-2-methoxy-anilino]-N-[1-(2-methoxyethyl)-3,5-dimethyl-pyrazol-4-yl]-5,6-dihydropyrimido[4,5-e]indolizine-7-carboxamide

This compound was prepared from its corresponding amine (**Example 16**) and acetic acid, using standard HATU-coupling procedures as described in **Example 9**. Purification was performed using preparative HPLC to afford the title compound (17 mg, 45%). Data: LCMS (B) R_t : 10.096 min; m/z 614.3 (M+H)⁺.

Example 132

15 2-[4-[4-(3-Fluorocyclobutanecarbonyl)piperazin-1-yl]-2-methoxy-anilino]-N-[1-(2-methoxyethyl)-3,5-dimethyl-pyrazol-4-yl]-5,6-dihydropyrimido[4,5-e]indolizine-7-carboxamide

This compound was prepared from its corresponding amine (**Example 16**) and 3-fluorocyclobutanecarboxylic acid, using standard HATU-coupling procedures as described in **Example 9**. Purification was performed using preparative HPLC to afford the title compound (8 mg, 20%). Data: LCMS (B) R_t : 12.238 min; m/z 672.3 (M+H)⁺.

20

Example 133

N-(2-cyano-6-methyl-phenyl)-2-[2-methoxy-4-(4-methylpiperazin-1-yl)anilino]-5,6-dihydropyrimido[4,5-e]indolizine-7-carboxamide

25 This compound was prepared from its corresponding acid chloride, using the same sequence of reactions, as described for **Intermediate 2**, using **Intermediate F** as starting material. The acid chloride was subsequently reacted with 2-amino-3-methylbenzonitril according to procedures described in **Example 2**. Purification was performed by flash chromatography on silica gel (dichloromethane/methanol = 99/1 to 9/1 v/v%) to afford the title compound (8.3 mg, 10%). Data: LCMS (B) R_t : 10.090 min; m/z 549.3 (M+H)⁺.

30

Example 134

N-(2,6-diethylphenyl)-2-[4-[3-(dimethylamino)propyl-methyl-amino]-2-methoxy-anilino]-5,6-dihydropyrimido[4,5-e]indolizine-7-carboxamide

35 This compound was prepared from its corresponding acid chloride, using the same sequence of reactions, as described for **Intermediate 2**, using **Intermediate ZI** as starting material. The acid chloride was subsequently reacted with 2,6-diethylaniline according to

procedures described in **Example 2**. Purification was performed using preparative HPLC to afford the title compound (6.6 mg, 14%). Data: LCMS (B) R_t : 12.601 min; m/z 582.4 (M+H)⁺.

Example 135

- 5 2-[4-[3-(Dimethylamino)propyl-methyl-amino]-2-methoxy-anilino]-N-[1-[2-[2-(2-methoxyethoxy)ethoxy]ethyl]-3,5-dimethyl-pyrazol-4-yl]-5,6-dihydropyrimido[4,5-e]indolizine-7-carboxamide

This compound was prepared from its corresponding acid chloride, using the same sequence of reactions, as described for **Intermediate 2**, using **Intermediate ZI** as starting material. The acid chloride was subsequently reacted with **Intermediate Ah** according to procedures described in **Example 2**. Purification was performed using preparative HPLC to afford the title compound (5.7 mg, 11%). Data: LCMS (B) R_t : 8.660 min; m/z 690.4 (M+H)⁺.

Example 136

- 15 N-(2,6-diethylphenyl)-2-[2-methoxy-4-(2-methoxyethoxy)anilino]-5,6-dihydropyrimido[4,5-e]indolizine-7-carboxamide

This compound was prepared from its corresponding acid chloride, using the same sequence of reactions, as described for **Intermediate 2**, using **Intermediate ZJ** as starting material. The acid chloride was subsequently reacted with 2,6-diethylaniline according to procedures described in **Example 2**. Purification was performed using preparative HPLC to afford the title compound (13.4 mg, 30%). Data: LCMS (B) R_t : 17.314 min; m/z 542.3 (M+H)⁺.

Example 137

- 25 N-[1-[2-[2-(2-methoxyethoxy)ethoxy]ethyl]-3,5-dimethyl-pyrazol-4-yl]-2-[2-methoxy-4-(2-methoxyethoxy)anilino]-5,6-dihydropyrimido[4,5-e]indolizine-7-carboxamide

This compound was prepared from its corresponding acid chloride, using the same sequence of reactions, as described for **Intermediate 2**, using **Intermediate ZJ** as starting material. The acid chloride was subsequently reacted with **Intermediate Ah** according to procedures described in **Example 2**. Purification was performed using preparative HPLC to afford the title compound (6.7 mg, 13%). Data: LCMS (B) R_t : 12.186 min; m/z 650.3 (M+H)⁺.

Example 138

- 35 N-[1-[2-[2-(2-methoxyethoxy)ethoxy]ethyl]-3,5-dimethyl-pyrazol-4-yl]-2-[2-methoxy-4-(4-methylpiperazin-1-yl)anilino]-5,6-dihydropyrimido[4,5-e]indolizine-7-carboxamide

This compound was prepared from its corresponding acid chloride, using the same sequence of reactions, as described for **Intermediate 2**, using **Intermediate F** as starting material. The acid chloride was subsequently reacted with **Intermediate Ah** according to

procedures described in **Example 2**. Purification was performed using preparative HPLC to afford the title compound (11.6 mg, 28.6%). Data: LCMS (B) R_t : 6.985 min; m/z 674.3 (M+H)⁺.

Example 139

- 5 *N*-[1-(azetidin-3-yl)-3,5-dimethyl-pyrazol-4-yl]-2-[2-methoxy-4-(4-methylpiperazin-1-yl)anilino]-5,6-dihydropyrimido[4,5-*e*]indolizine-7-carboxamide

This compound was prepared from its corresponding acid chloride, using the same sequence of reactions, as described for **Intermediate 2**, using **Intermediate F** as starting material. The acid chloride was subsequently reacted with **Intermediate Ai** according to procedures described in **Example 2**. After deprotection of the Boc-group, purification was performed using preparative HPLC to afford the title compound (6.9 mg, 19.7%). Data: LCMS (B) R_t : 4.784 min; m/z 583.3 (M+H)⁺.

Example 140

- 15 *N*-[3,5-dimethyl-1-(oxetan-2-ylmethyl)pyrazol-4-yl]-2-[2-methoxy-4-(4-methylpiperazin-1-yl)anilino]-5,6-dihydropyrimido[4,5-*e*]indolizine-7-carboxamide

This compound was prepared from its corresponding acid chloride, using the same sequence of reactions, as described for **Intermediate 2**, using **Intermediate F** as starting material. The acid chloride was subsequently reacted with **Intermediate Aj** according to procedures described in **Example 2**. Purification was performed by flash chromatography on silica gel (dichloromethane/methanol = 99/1 to 9/1 v/v%) to afford the title compound (22.1 mg, 61.6%). Data: LCMS (B) R_t : 6.495 min; m/z 598.3 (M+H)⁺.

Example 141

- 25 *N*-[3,5-diethyl-1-[2-(2-methoxyethoxy)ethyl]pyrazol-4-yl]-2-[2-methoxy-4-(4-methylpiperazin-1-yl)anilino]-5,6-dihydropyrimido[4,5-*e*]indolizine-7-carboxamide

This compound was prepared from its corresponding acid chloride, using the same sequence of reactions, as described for **Intermediate 2**, using **Intermediate F** as starting material. The acid chloride was subsequently reacted with **Intermediate Ak** according to procedures described in **Example 2**. Purification was performed using preparative HPLC to afford the title compound (22 mg, 54.4%). Data: LCMS (B) R_t : 7.845 min; m/z 658.3 (M+H)⁺.

Example 142

- 35 *N*-[3,5-diethyl-1-(oxetan-3-yl)pyrazol-4-yl]-2-[2-methoxy-4-(4-methylpiperazin-1-yl)anilino]-5,6-dihydropyrimido[4,5-*e*]indolizine-7-carboxamide

This compound was prepared from its corresponding acid chloride, using the same sequence of reactions, as described for **Intermediate 2**, using **Intermediate F** as starting

material. The acid chloride was subsequently reacted with **Intermediate A1** according to procedures described in **Example 2**. Purification was performed by flash chromatography on silica gel (dichloromethane/methanol = 99/1 to 9/1 v/v%) to afford the title compound (23.8 mg, 64.8%). Data: LCMS (B) R_t : 7.412 min; m/z 612.3 (M+H)⁺.

5

Example 143

N-[1-(2-dimethylaminoethyl)-3,5-dimethyl-pyrazol-4-yl]-2-[2-methoxy-4-(4-methylpiperazin-1-yl)anilino]-5,6-dihydropyrimido[4,5-*e*]indolizine-7-carboxamide

This compound was prepared from its corresponding acid chloride, using the same sequence of reactions, as described for **Intermediate 2**, using **Intermediate F** as starting material. The acid chloride was subsequently reacted with **Intermediate Am** according to procedures described in **Example 2**. Purification was performed using preparative HPLC to afford the title compound (11.5 mg, 32.0%). Data: LCMS (B) R_t : 4.944 min; m/z 599.3 (M+H)⁺.

15 **Example 144**

N-(2,6-dimethyl-phenyl)-2-[2-(difluoromethoxy)-4-(4-methylpiperazin-1-yl)anilino]-5,6-dihydropyrimido[4,5-*e*]indolizine-7-carboxamide

This compound was prepared from its corresponding acid chloride, using the same sequence of reactions, as described for **Intermediate 2**, using **Intermediate J** as starting material. The acid chloride was subsequently reacted with 2,6-dimethylaniline according to procedures described in **Example 2**. Purification was performed using preparative HPLC to afford the title compound (11 mg, 27%). Data: LCMS (B) R_t : 11.461 min; m/z 574.3 (M+H)⁺.

Example 145

25 *N*-(2,6-dimethylphenyl)-2-[4-[4-(isopropylcarbamoyl)piperazin-1-yl]-2-methoxy-anilino]-5,6-dihydropyrimido[4,5-*e*]indolizine-7-carboxamide

To a stirred solution of *N*-(2,6-dimethylphenyl)-2-(2-methoxy-4-piperazin-1-yl-anilino)-5,6-dihydropyrimido[4,5-*e*]indolizine-7-carboxamide (**Example 17**, 37 mg, 0.063 mmol) in DCM (2 ml) was added 2-isocyanatopropane (8 μ L, 0.07 mmol). The reaction mixture was stirred o/n at room temperature. The mixture was concentrated and the residue was purified using preparative HPLC to afford the title compound (6 mg, 16%). Data: LCMS (B) R_t : 14.299 min; m/z 609.4 (M+H)⁺.

Example 14635 Biochemical kinase assay

To determine the inhibitory activity of compounds on TTK enzyme activity, the IMAP[®] assay (Molecular Devices) was used. Compounds were serially diluted in dimethylsulfoxide (DMSO)

and subsequently in 4 % DMSO in IMAP reaction buffer, which consists of 10 mM Tris-HCl, pH 7.5, 10 mM MgCl₂, 0.01% Tween®-20, 0.1 % Na₃N and 1 mM freshly prepared dithiotreitol (DTT). Compound solution was mixed with an equal volume of full-length TTK enzyme (Life Technologies, Cat. no. PV 3792) in IMAP reaction buffer. After pre-incubation of 1 hour in the dark at room temperature, fluorescein-labeled MBP-derived substrate peptide (Molecular Devices, cat. no. RP 7123) was added, followed by ATP to start the reaction. Final enzyme concentration was 3.9 nM final substrate concentration 50 nM, and final ATP concentration was 5 μM. The reaction was allowed to proceed for 2 hours at room temperature in the dark. The reaction was stopped by quenching with IMAP progressive binding solution according to the protocol of the manufacturer (Molecular Devices). Fluorescein polarization was measured on an Envision multimode reader (Perkin Elmer, Waltham, MA, U.S.A.). IC₅₀ were calculated using XLfit™5 software (ID Business Solutions, Ltd., Surrey, U.K.). The IC₅₀ values of all exemplified compounds were found to be smaller than 100 nM.

Example 147

15 Cell proliferation assay

The MOLT-4 cancer cell line was purchased from the American Type Culture Collection (ATCC, Manassas, VA, U.S.A.) and cultured in RPMI 1640 medium (Life Technologies, Bleiswijk, The Netherlands), supplemented with 10 % bovine calf serum. Compounds were serially diluted in 3.16 fold steps in 100 % DMSO, followed by further dilution in aqueous buffer. Cells in medium were seeded at 45 μL per well in the wells of a 384-well plate, and incubated for 24 hours in a humidified atmosphere of 5 % CO₂ at 37°C. 5 μL of compound solution was added and the plates were incubated for an additional 72 hours after which 25 μL of ATPlite 1Step™ (PerkinElmer, Groningen, The Netherlands) solution was added to each well. Luminescence was recorded on an Envision multimode reader. The cell signal at the start of incubation was recorded separately in order to distinguish between cell population growth and cell death. In addition, maximum growth was determined by incubation of a duplicate without compound in the presence of 0.4 % DMSO. Percentage growth was used as the main y-axis signal. IC₅₀s were fitted by non-linear regression using IDBS XLfit™5 using a 4-parameter logistic curve, yielding a maximum signal, minimum signal, hill-parameter and IC₅₀.

The IC₅₀ values of all exemplified compounds were found to be smaller than 300 nM. Compounds of examples 3, 6, 7, 10, 11, 14-16, 20, 23-29, 31, 32, 34, 36, 38, 44, 52, 53, 77, 88, 90-92, 98, 102, 104, 128, 131, 132, 136, 140 and 142 showed an IC₅₀ value ≥ 50 nM - <150 nM and compounds of examples 1, 2, 4, 5, 9, 13, 17-19, 21, 22, 33, 35, 37, 39-43, 45-51, 56, 58-61, 62-76, 78-84, 86, 93-97, 99, 100, 103, 105, 107, 109-114, 116-124, 126, 127, 129, 130, 133-135, 137, 138, 141, 144 and 145 showed an IC₅₀ of < 50 nM.

Intermediate An1-[2-(2-ethoxyethoxy)ethyl]-3,5-dimethyl-pyrazol-4-amine(a) 2-(2-ethoxyethoxy)ethyl 4-methylbenzenesulfonate

To a solution of di(ethylene glycol)ethyl ether (4.92 ml, 36.2 mmol) in 15 mL of THF,
 5 cooled at 0 °C, was added sodium hydroxide (2.46 g, 61.5 mmol) dissolved in 15 mL of water
 with vigorous stirring. To this mixture was added dropwise a solution of tosyl chloride (8.28 g,
 43.4 mmol) in 15 mL of THF over a period of 10 min at 0 °C. Cooling was subsequently
 removed and the reaction mixture was stirred for 1 h under nitrogen. After TLC analysis
 indicated a complete conversion of the starting material, the mixture was extracted twice with
 10 diethyl ether (2 x 50 mL), and the organic layer was washed with 1N NaOH-solution (25 mL)
 and water (25 mL). The organic layer was dried (Na₂SO₄), filtered and solvent was removed
 under reduced pressure to yield crude 2-(2-ethoxyethoxy)ethyl 4-methylbenzenesulfonate as a
 colorless liquid, yield 10 g (95.8%).

(b) 1-[2-(2-ethoxyethoxy)ethyl]-3,5-dimethyl-4-nitro-pyrazole

To a solution of 3,5-dimethyl-4-nitro-1H-pyrazol (1 g, 7.08 mmol) and cesium
 15 carbonate (2.31 g, 7.08 mmol) in DMF (10 mL) was added 2-(2-ethoxyethoxy)ethyl 4-
 methylbenzenesulfonate (2.04 g, 7.08 mmol). The mixture was heated at 100 °C for 1 h. The
 mixture was cooled to room temperature and poured into water/brine and extracted with ethyl
 acetate (100 mL). The combined organic layers were washed with brine (50 mL), dried over
 20 sodium sulfate, filtered and concentrated *in vacuo* to yield 1.69 g of the title compound (92.8%)

(c) 1-[2-(2-ethoxyethoxy)ethyl]-3,5-dimethyl-pyrazol-4-amine

To a stirred solution of 1-[2-(2-ethoxyethoxy)ethyl]-3,5-dimethyl-4-nitro-pyrazole (1.69
 g, 6.57 mmol) in methanol (25 mL) was added a suspension of 10% Pd on charcoal (200 mg)
 in ethanol (1 mL). The reaction mixture was stirred at room temperature for 15 min under a
 25 nitrogen atmosphere. Then, ammonium formate (4.14 g, 65.7 mmol) was added and the
 reaction mixture was heated to reflux temperature for 15 min. The reaction mixture was cooled,
 filtered over Decalite® and concentrated *in vacuo*. The residue was dissolved in methanol and
 then filtered over an SCX-2 column. After rinsing the column with methanol, the desired
 product was eluted with an 0.7N ammonia/methanol solution. The resulting eluate was
 30 concentrated *in vacuo* to give the title compound (520 mg, 34.8%).

Intermediate Ao1-[2-(2-Methoxyethoxy)ethyl]-3,5-dimethyl-pyrazol-4-amine

The title compound was prepared in an analogous manner as described for
 35 **Intermediate An**, starting from diethylene glycol methyl ether and 3,5-dimethyl-4-nitro-1H-
 pyrazole to give 500 mg of 1-[2-(2-methoxyethoxy)ethyl]-3,5-dimethyl-pyrazol-4-amine
 (34.8%).

Intermediate Ap1-[2-(2-Ethoxyethoxy)ethyl]-3,5-diethyl-pyrazol-4-amine

The title compound was prepared in an analogous manner as described for

- 5 **Intermediate An**, starting from 3,5-diethyl-4-nitro-1H-pyrazole (**Intermediate Ac-b**) and di(ethylene glycol)ethyl ether to give 550 mg of 1-[2-(2-ethoxyethoxy)ethyl]-3,5-diethyl-pyrazol-4-amine (79.8%).

Intermediate Aq

- 10 3,5-Diethyl-1-[2-[2-(2-methoxyethoxy)ethoxy]ethyl]pyrazol-4-amine

The title compound was prepared in an analogous manner as described for

Intermediate An, starting from 3,5-diethyl-4-nitro-1H-pyrazole (**Intermediate Ac-b**) and triethylene glycol monomethyl ether to give 660 mg of 3,5-diethyl-1-[2-[2-(2-methoxyethoxy)ethoxy]ethyl]pyrazol-4-amine (41.7%).

15

Example 148

N-[1-[2-(2-ethoxyethoxy)ethyl]-3,5-dimethyl-pyrazol-4-yl]-2-[2-methoxy-4-(4-methylpiperazin-1-yl)anilino]-5,6-dihydropyrimido[4,5-e]indolizine-7-carboxamide

- 20 This compound was prepared from its corresponding acid, using the same sequence of reactions as described for **Intermediate 2** using **Intermediate F** as starting material. The carboxylic acid was subsequently reacted with **Intermediate An** in an analogous manner as described for **Example 9**. Purification was performed using preparative HPLC to afford the title compound (32.3 mg, 53.9%). Data: LCMS (B) R_t : 7.432 min; m/z 644.6 (M+H)⁺.

25 **Example 149**

N-[1-[2-(2-methoxyethoxy)ethyl]-3,5-dimethyl-pyrazol-4-yl]-2-[2-methoxy-4-(4-methylpiperazin-1-yl)anilino]-5,6-dihydropyrimido[4,5-e]indolizine-7-carboxamide

- 30 This compound was prepared from its corresponding acid, using the same sequence of reactions as described for **Intermediate 2** using **Intermediate F** as starting material. The carboxylic acid was subsequently reacted with **Intermediate Ao** in an analogous manner as described for **Example 9**. Purification was performed using preparative HPLC to afford the title compound (31.5 mg, 53.7%). Data: LCMS (B) R_t : 6.806 min; m/z 630.7 (M+H)⁺.

Example 150

- 35 N-[1-[2-(2-ethoxyethoxy)ethyl]-3,5-diethyl-pyrazol-4-yl]-2-[2-methoxy-4-(4-methylpiperazin-1-yl)anilino]-5,6-dihydropyrimido[4,5-e]indolizine-7-carboxamide

This compound was prepared from its corresponding acid, using the same sequence of reactions as described for **Intermediate 2** using **Intermediate F** as starting material. The carboxylic acid was subsequently reacted with **Intermediate Ap** in an analogous manner as described for **Example 9**. Purification was performed using preparative HPLC to afford the title compound (34.2 mg, 54.8%). Data: LCMS (B) R_t : 8.430 min; m/z 672.7 (M+H)⁺.

Example 151

N-[1-[2-(2-ethoxyethoxy)ethyl]-3,5-diethyl-pyrazol-4-yl]-2-[2-methoxy-4-(piperazin-1-yl)-anilino]-5,6-dihydropyrimido[4,5-*e*]indolizine-7-carboxamide

This compound was prepared from its corresponding acid, using the same sequence of reactions as described for **Intermediate 2** using **Intermediate ZE** as starting material. The carboxylic acid was subsequently reacted with **Intermediate Ap** in an analogous manner as described for **Example 9**. After deprotection of the Cbz-group, purification was performed using preparative HPLC to afford the title compound (147.4 mg, 93.4%). Data: LCMS (A) R_t : 4.376 min; m/z 658.7 (M+H)⁺.

Example 152

N-[1-[2-(2-ethoxyethoxy)ethyl]-3,5-diethyl-pyrazol-4-yl]-2-[2-methoxy-4-[4-(2-methoxyacetyl)piperazin-1-yl]anilino]-5,6-dihydropyrimido[4,5-*e*]indolizine-7-carboxamide

This compound was prepared from its corresponding amine (**Example 151**) and methoxyacetic acid, using standard HATU-coupling procedures as described in **Example 9**. Purification was performed using preparative HPLC to afford the title compound (17.0 mg, 61.4%). Data: LCMS (B) R_t : 10.554 min; m/z 730.7 (M+H)⁺.

Example 153

N-[1-[2-(2-ethoxyethoxy)ethyl]-3,5-diethyl-pyrazol-4-yl]-2-[4-[4-[2-(ethylamino)acetyl]piperazin-1-yl]-2-methoxy-anilino]-5,6-dihydropyrimido[4,5-*e*]indolizine-7-carboxamide

This compound was prepared from its corresponding amine (**Example 151**) and Boc-*N*-ethyl-glycine, using standard HATU-coupling procedures as described in **Example 9**. After deprotection of the Boc-group, purification was performed using preparative HPLC to afford the title compound (15.0 mg, 53.1%). Data: LCMS (B) R_t : 8.619 min; m/z 743.8 (M+H)⁺.

Example 154

N-[3,5-diethyl-1-[2-[2-(2-methoxyethoxy)ethoxy]ethyl]pyrazol-4-yl]-2-[2-methoxy-4-[4-(2-methoxyacetyl)piperazin-1-yl]anilino]-5,6-dihydropyrimido[4,5-*e*]indolizine-7-carboxamide

This compound was prepared from its corresponding amine, prepared in an analogous manner as described for **Example 151** using **Intermediate 2**, **Intermediate ZE** and

Intermediate Aq, and methoxyacetic acid, using standard HATU-coupling procedures as described in **Example 9**. Purification was performed using preparative HPLC to afford the title compound (17.8 mg, 57.1%). Data: LCMS (B) R_t : 9.908 min; m/z 760.8 (M+H)⁺.

5 **Example 155**

N-[1-(2-methoxyethyl)-3,5-dimethyl-pyrazol-4-yl]-2-[2-methoxy-4-[4-(1-methylazetidine-3-carbonyl)piperazin-1-yl]anilino]-5,6-dihydropyrimido[4,5-*e*]indolizine-7-carboxamide

This compound was prepared from its corresponding amine (**Example 16**) and 1-methyl-3-azetidinecarboxylic acid, using standard HATU-coupling procedures as described in

- 10 **Example 9**. Purification was performed using preparative HPLC to afford the title compound (0.5 mg, 1%). Data: LCMS (A) R_t : 3.892 min; m/z 669.7 (M+H)⁺.

Example 156

- 20 *N*-[1-[2-[2-(2-methoxyethoxy)ethoxy]ethyl]-3,5-dimethyl-pyrazol-4-yl]-2-[2-methoxy-4-piperazin-1-yl-anilino]-5,6-dihydropyrimido[4,5-*e*]indolizine-7-carboxamide

This compound was prepared from its corresponding acid, using the same sequence of reactions as described for **Intermediate 2** using **Intermediate ZE** as starting material. The carboxylic acid was subsequently reacted with **Intermediate Ah** in an analogous manner as described for **Example 9**. After deprotection of the Cbz-group, purification was performed using preparative HPLC to afford the title compound (189.4 mg, 95.7%). Data: LCMS (A) R_t : 3.811 min; m/z 660.7 (M+H)⁺.

Example 157

- 25 2-[4-[4-[2-(ethylamino)acetyl]piperazin-1-yl]-2-methoxy-anilino]-*N*-[1-[2-[2-(2-methoxyethoxy)ethoxy]ethyl]-3,5-dimethyl-pyrazol-4-yl]-5,6-dihydropyrimido[4,5-*e*]indolizine-7-carboxamide

- 30 This compound was prepared from its corresponding amine (**Example 156**) and Boc-*N*-ethyl-glycine, using standard HATU-coupling procedures as described in **Example 9**. After deprotection of the Boc-group, purification was performed using preparative HPLC to afford the title compound (18.9 mg, 61.8%). Data: LCMS (B) R_t : 7.255 min; m/z 745.8 (M+H)⁺.

Example 158

- 35 *N*-[3,5-diethyl-1-[2-(2-methoxyethoxy)ethyl]pyrazol-4-yl]-2-[4-[4-[2-(ethylamino)acetyl]piperazin-1-yl]-2-methoxy-anilino]-5,6-dihydropyrimido[4,5-*e*]indolizine-7-carboxamide

This compound was prepared from its corresponding acid, using the same sequence of reactions as described for **Intermediate 2** using **Intermediate ZE** as starting material. The carboxylic acid was subsequently reacted with **Intermediate Ak** in an analogous manner as

described for **Example 9**. After deprotection of the Cbz-group, Boc-*N*-ethyl-glycine was introduced using standard HATU-coupling procedures as described in **Example 9**. After deprotection of the Boc-group, purification was performed using preparative HPLC to afford the title compound (15.8 mg, 54.2%). Data: LCMS (B) R_t : 8.002 min; m/z 729.8 (M+H)⁺.

5

Example 159

N-[3,5-diethyl-1-[2-(2-methoxyethoxy)ethyl]pyrazol-4-yl]-2-[2-methoxy-4-[4-(2-methoxyacetyl)piperazin-1-yl]anilino]-5,6-dihydropyrimido[4,5-*e*]indolizine-7-carboxamide

This compound was prepared from its corresponding acid, using the same sequence of reactions as described for **Intermediate 2** using **Intermediate ZE** as starting material. The carboxylic acid was subsequently reacted with **Intermediate Ak** in an analogous manner as described for **Example 9**. After deprotection of the Cbz-group, methoxyacetic acid was introduced using standard HATU-coupling procedures as described in **Example 9**. Purification was performed using preparative HPLC to afford the title compound (17.3 mg, 60.4%). Data: LCMS (B) R_t : 9.848 min; m/z 716.7 (M+H)⁺.

15

Example 160

N-[1-[2-[2-(2-methoxyethoxy)ethoxy]ethyl]-3,5-dimethyl-pyrazol-4-yl]-2-[2-methoxy-4-(1,3,5-trimethylpyrazol-4-yl)anilino]-5,6-dihydropyrimido[4,5-*e*]indolizine-7-carboxamide

This compound was prepared from its corresponding acid, using the same sequence of reactions as described for **Intermediate 2** using **Intermediate R** as starting material. The carboxylic acid was subsequently reacted with **Intermediate Ah** in an analogous manner as described for **Example 9**. Purification was performed using preparative HPLC to afford the title compound (19.5 mg, 42.6%). Data: LCMS (B) R_t : 10.946 min; m/z 684.7 (M+H)⁺.

20

25

Compounds of examples 148, 149, 150, 151, 152, 153, 154, 155, 156, 157, 158, 159 and 160 showed an IC₅₀ value of < 50 nM in the TTK biochemical assay.

Compounds of examples 148, 149, 150, 151, 152, 153, 154, 155, 156, 157, 158, 159 and 160 showed an IC₅₀ value of < 50 nM in the TTK cellular assay.

30

Example 161Biochemical Aurora A kinase assay

To determine the inhibitory activity of the compounds on Aurora A, the LANCE® Ultra TR-FRET assay (Perkin Elmer) was used. Compounds were serially diluted in dimethylsulfoxide (DMSO) and subsequently in 4 % DMSO in LANCE® kinase buffer, which consists of 50 mM Hepes, pH 7.5, 10 mM MgCl₂, 1 mM EGTA, 0.01 % Tween-20, and 2 mM

35

dithiotreitol (DTT). 2.5 μ l of compound solution was mixed with an equal volume of full-length Aurora A enzyme (Carna Biosciences, cat. no. 05-101) in LANCE® kinase buffer. After pre-incubation of 1 hour in the dark at room temperature, ULIGHT™-labeled PLK(Ser137) substrate peptide (Perkin Elmer, cat. no. TRF-0110) and ATP were added, to start the reaction. Final enzyme concentration was 2.5 nM; final substrate concentration was 25 nM; final ATP concentration was 2 μ M; final DMSO concentration in each well was 1 %. After 2 hours, the reaction was stopped by the addition of 5 μ l 100 mM EDTA. After 5 min incubation at room temperature, 5 μ l of Europium-labeled anti-phospho-PLK (Ser137) substrate antibody (Perkin Elmer, cat. no. TRF-0203) was added and the incubation was continued for 1 hour in the dark at room temperature. Time-resolved fluorescence was measured on an Envision multilabel reader (Perkin Elmer, Waltham, MA, USA). IC₅₀ were calculated using XLfit™5 software (ID Business Solutions, Ltd., Surrey, U.K.). Compounds of examples 33, 138, 141, 148, 149, 150, 151, 152, 153, 154, 155, 156, 157, 158, 159 and 160 showed an IC₅₀ value \geq 100 nM.

Example 162

Biochemical Aurora C kinase assay

To determine the inhibitory activity of the compounds on Aurora C, the LANCE® Ultra TR-FRET assay (Perkin Elmer) was used. Compounds were serially diluted in dimethylsulfoxide (DMSO) and subsequently in 4 % DMSO in LANCE® kinase buffer, which consists of 50 mM Hepes, pH 7.5, 10 mM MgCl₂, 1 mM EGTA, 0.01 % Tween-20, and 2 mM dithiotreitol (DTT). 2.5 μ l of compound solution was mixed with an equal volume of full length Aurora C enzyme (Carna, cat. no. 05-103) in LANCE® kinase buffer. After pre-incubation of 1 hour in the dark at room temperature, ULIGHT™-labeled PLK (Ser137) substrate peptide (Perkin Elmer, cat. no. TRF-0110) and ATP were added, to start the reaction. Final enzyme concentration was 10 nM; final substrate concentration was 25 nM; final ATP concentration was 5 μ M; final DMSO concentration in each well was 1 %. After 3 hours, the reaction was stopped by the addition of 5 μ l 100 mM EDTA. After 5 min incubation at room temperature, 5 μ l of Europium-labeled anti-phospho-PLK (Ser137) substrate antibody (Perkin Elmer, cat. no. TRF-0203) was added and the incubation was continued for 1 hour in the dark at room temperature. Time-resolved fluorescence was measured on an Envision multilabel reader (Perkin Elmer, Waltham, MA, USA). IC₅₀ were calculated using XLfit™5 software (ID Business Solutions, Ltd., Surrey, U.K.).

Compounds of examples 33, 138, 141, 148, 149, 150, 151, 152, 153, 154, 155, 156, 157, 158, 159 and 160 showed an IC₅₀ value \geq 250 nM.

35

Example 163

Biochemical Polo-like kinase 1 kinase assay

To determine the inhibitory activity of the compounds on Polo-like kinase 1 (PLK1), the LANCE® Ultra TR-FRET assay (Perkin Elmer) was used. Compounds were serially diluted in dimethylsulfoxide (DMSO) and subsequently in 4 % DMSO in LANCE® kinase buffer, which consists of 50 mM Hepes, pH 7.5, 10 mM MgCl₂, 1 mM EGTA, 0.01 % Tween-20, and 2 mM dithiotreitol (DTT). 2.5 µl of compound solution was mixed with an equal volume of full-length PLK1 enzyme (Carna, cat. no. 05-157) in LANCE® kinase buffer. After pre-incubation of 1 hour in the dark at room temperature, ULIGHT™-labeled p70S6K (Thr389) substrate peptide (Perkin Elmer, cat. no. TRF-0126) and ATP were added, to start the reaction. Final enzyme concentration was 7.5 nM; final substrate concentration was 50 nM; final ATP concentration was 5 µM; final DMSO concentration in each well was 1 %. After 4 hours, the reaction was stopped by the addition of 5 µl 100 mM EDTA. After 5 min incubation at room temperature, 5 µl of Europium-labeled anti-phospho-p70S6 (Thr389) substrate antibody (Perkin Elmer, cat. no. TRF-0214) was added and the incubation was continued for 1 hour in the dark at room temperature. Time-resolved fluorescence was measured on an Envision multilabel reader (Perkin Elmer, Waltham, MA, USA). IC₅₀ were calculated using XLfit™5 software (ID Business Solutions, Ltd., Surrey, U.K.).

Compounds of examples 33, 138, 141, 148, 149, 150, 151, 152, 153, 154, 155, 156, 157, 158, 159 and 160 showed an IC₅₀ value ≥ 250 nM.

Table A: Selectivity for TTK enzyme activity			
Example	AurA Selectivity ^a	AurC Selectivity ^b	PLK1 Selectivity ^c
33	> 500	> 500	> 500
138	> 500	> 500	> 500
141	> 200	> 500	> 500
148	> 500	> 500	> 500
149	> 200	> 500	> 500
150	> 200	> 500	> 500
151	> 100	> 500	> 500
152	> 200	> 500	> 500
153	> 200	> 500	> 500
154	> 100	> 200	> 500
155	> 200	> 500	> 500
156	> 200	> 500	> 500
157	> 200	> 500	> 500
158	> 200	> 500	> 500
159	> 200	> 200	> 500
160	> 200	> 500	> 500

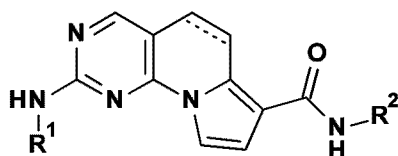
^a AurA Selectivity means IC₅₀ AurA/IC₅₀ TTK (biochemical assays)

^b AurC Selectivity means IC₅₀ AurC/IC₅₀ TTK (biochemical assays)

^c PLK1 Selectivity means IC₅₀ PLK1/IC₅₀ TTK (biochemical assays)

Claims

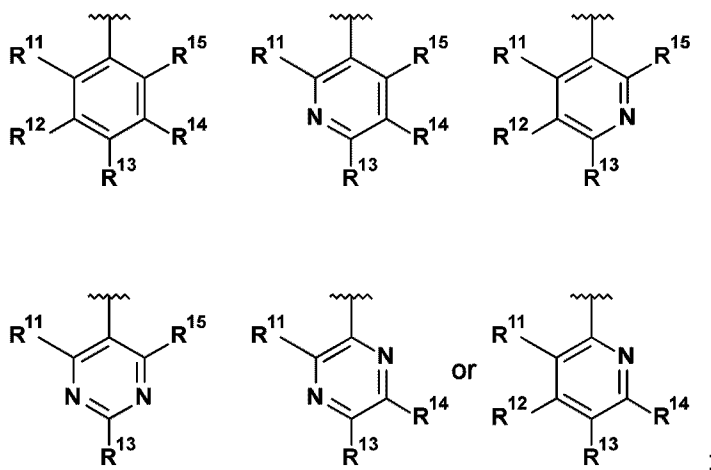
1. A compound of Formula I:



Formula I,

or a pharmaceutically acceptable salt thereof wherein,

R¹ is:



R¹¹ is H, halogen, (1-2C)alkyl, (2-3C)alkenyl, (2-3C)alkynyl, (1-2C)alkoxy or OC²H₃, all alkyl and alkoxy groups optionally being substituted with one or more halogen;

R¹² is H, halogen, (1-2C)alkyl or (1-2C)alkoxy;

R¹³ is R¹³¹CH₂, R¹³²O, R¹³³R¹³⁴N, R¹³⁵C(O), R¹³⁶S, R¹³⁶S(O), R¹³⁶S(O)(NH), R¹³⁷SO₂, (2-7C)heterocycloalkyl or (1-5C)heteroaryl each heterocycloalkyl or heteroaryl optionally being substituted with (1-2C)alkyl, fluoro, hydroxyl, oxo, (1-2C)alkoxy, (1-6C)alkylcarbonyl, (1-6C)alkylsulfonyl, (1-5C)alkoxycarbonyl, (1-6C)alkylaminocarbonyl, (3-6C)cycloalkylcarbonyl, (2-7C)heterocycloalkylcarbonyl or di[(1-6C)alkyl]amino, each alkylcarbonyl, alkylsulfonyl, alkoxycarbonyl, alkylaminocarbonyl, cycloalkylcarbonyl or heterocycloalkylcarbonyl optionally being substituted with (1-2C)alkyl, fluoro, hydroxyl, cyano, oxo or (1-2C)alkoxy;

R^{131} is (1-6C)alkylcarbonylamino, (3-6C)cycloalkylcarbonylamino or (2-7C)heterocycloalkylcarbonylamino, each optionally substituted with one or more groups selected from (1-2C)alkyl, fluoro, hydroxyl or (1-2C)alkoxy;

R^{132} is (1-6C)alkyl, (3-6C)cycloalkyl, (2-7C)heterocycloalkyl, (6-10C)aryl or (1-5C)heteroraryl, each optionally substituted with one or more groups selected from (1-2C)alkyl, halogen, hydroxyl, (1-2C)alkoxy, di[(1-2C)alkyl]amino or (2-7C)heterocycloalkyl;

R^{133} is (1-6C)alkyl, (3-6C)cycloalkyl, (2-7C)heterocycloalkyl, (1-6C)alkylcarbonyl, (1-5C)alkoxycarbonyl, (3-6C)cycloalkylcarbonyl, or (2-7C)heterocycloalkylcarbonyl, each optionally substituted with one or more groups selected from (1-2C)alkyl, halogen, hydroxyl, (1-2C)alkoxy, di[(1-2C)alkyl]amino or (2-7C)heterocycloalkyl;

R^{134} is hydrogen or (1-2C)alkyl;

R^{135} is (2-7C)heterocycloalkyl, (1-6C)alkylamino, di[(1-6C)alkyl]amino, (2-7C)heterocycloalkylamino or (3-6C)cycloalkylamino, each optionally substituted with one or more groups selected from (1-2C)alkyl, fluoro, hydroxyl, (1-2C)alkoxy, di[(1-2C)alkyl]amino, (2-7C)heterocycloalkyl, oxo, cyano or amino;

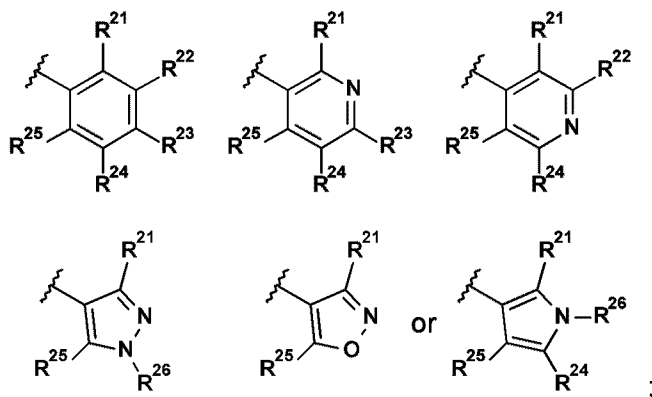
R^{136} is (1-6C)alkyl, (3-6C)cycloalkyl, or (2-7C)heterocycloalkyl each optionally substituted with one or more groups selected from (1-2C)alkyl, fluoro, hydroxyl or (1-2C)alkoxy;

R^{137} is (1-6C)alkyl, (3-6C)cycloalkyl, (2-7C)heterocycloalkyl, (1-6C)alkylamino, di[(1-6C)alkyl]amino, (2-7C)heterocycloalkylamino or (3-6C)cycloalkylamino, each optionally substituted with one or more groups selected from (1-2C)alkyl, fluoro, hydroxyl or (1-2C)alkoxy;

R^{14} is H, halogen, (1-2C)alkyl or (1-2C)alkoxy;

R^{15} is H, or halogen;

R^2 is:



R^{21} is H, halogen, (1-3C)alkyl, (1-2C)alkoxy, hydroxy(1-2C)alkyl, (3-4C)cycloalkyl, (2-3C)alkenyl or cyano;

R^{22} is H, halogen, (1-2C)alkyl or (1-2C)alkoxy;

R^{23} is H, halogen, (1-2C)alkyl, (1-2C)alkoxy, cyano or hydroxy;

R^{24} is H, halogen, (1-2C)alkyl or (1-2C)alkoxy;

R^{25} is H, halogen, (1-3C)alkyl, (1-2C)alkoxy, hydroxy(1-2C)alkyl, (3-4C)cycloalkyl, (2-3C)alkenyl or cyano;

R^{26} is H, (1-6C)alkyl, (3-6C)cycloalkyl, (2-5C)heterocycloalkyl, or (1-2C)alkoxy[(2-4C)alkoxy]_n(1-6C)alkyl, wherein n represents an integer of 1, 2, 3, or 4, all alkyl, heterocycloalkyl and (1-2C)alkoxy[(2-4C)alkoxy]_n(1-6C)alkyl groups optionally being substituted with one or more groups selected from halogen, (1-2C)alkyl, (1-2C)alkoxy, hydroxyl, oxo, amino, (3-6C)cycloalkyl, di[(1-2C)alkyl]amino or (2-5C)heterocycloalkyl; and,

with the proviso that only one of R^{21} or R^{25} in R^2 can be H.

2. The compound according to claim 1 or a pharmaceutically acceptable salt thereof, wherein

R^{13} is $R^{132}O$, $R^{135}C(O)$, (2-7C)heterocycloalkyl or (1-5C)heteroaryl each heterocycloalkyl or heteroaryl optionally being substituted with (1-2C)alkyl, (1-6C)alkylcarbonyl, (1-6C)alkylsulfonyl, (1-5C)alkoxycarbonyl, (1-6C)alkylaminocarbonyl, (3-6C)cycloalkylcarbonyl or (2-7C)heterocycloalkylcarbonyl, each alkylcarbonyl, alkylsulfonyl, alkoxycarbonyl, alkylaminocarbonyl, cycloalkylcarbonyl or heterocycloalkylcarbonyl optionally being substituted with (1-2C)alkyl, fluoro, or (1-2C)alkoxy; wherein,

R^{132} is (1-6C)alkyl, (3-6C)cycloalkyl, (2-7C)heterocycloalkyl, (6-10C)aryl or (1-5C)heteroaryl, each optionally substituted with one or more of (1-2C)alkyl, halogen, hydroxyl, (1-2C)alkoxy, di[(1-2C)alkyl]amino, or (2-7C)heterocycloalkyl; and,

R^{135} is (2-7C)heterocycloalkyl, (1-6C)alkylamino, di[(1-6C)alkyl]amino, (2-7C)heterocycloalkylamino or (3-6C)cycloalkylamino, each optionally substituted with one or more of (1-2C)alkyl, fluoro, hydroxyl, (1-2C)alkoxy, di[(1-2C)alkyl]amino, (2-7C)heterocycloalkyl, oxo, cyano, or amino.

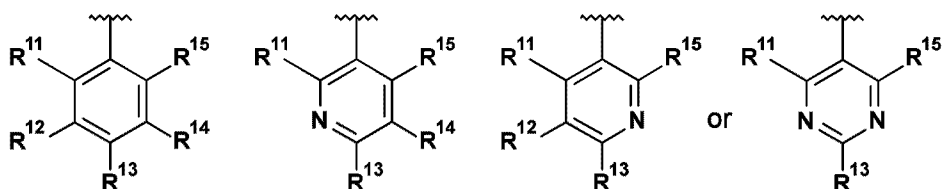
3. The compound according to claim 1 or claim 2 or a pharmaceutically acceptable salt thereof wherein

R^{13} is $R^{132}O$, $R^{135}C(O)$; or R^{13} is piperidinyl, piperazinyl, morpholinyl, pyrazolyl or isoxazolyl, each optionally being substituted with (1-2C)alkyl, (1-6C)alkylcarbonyl, (1-6C)alkylsulfonyl, (1-5C)alkoxycarbonyl, (1-6C)alkylaminocarbonyl, (3-6C)cycloalkylcarbonyl or (2-7C)heterocycloalkylcarbonyl, each alkylcarbonyl, alkylsulfonyl, alkoxycarbonyl, alkylaminocarbonyl, cycloalkylcarbonyl or heterocycloalkylcarbonyl optionally being substituted with (1-2C)alkyl, fluoro or (1-2C)alkoxy; wherein,

R^{132} is (1-6C)alkyl, piperidinyl, pyrrolidinyl or azetidiny, each optionally being substituted with one or more of (1-2C)alkyl, (1-2C)alkoxy, or di[(1-2C)alkyl]amino; and,

R^{135} is piperidinyl, thiomorpholinyl, morpholinyl, homo-piperazinyl, (1-6C)alkylamino, (3-6C)cycloalkylamino, piperidinylamino, azetidinyamino, tetrahydropyranylamino or 3-oxabicyclo[3.1.0]hexan-6-amino, each optionally being substituted with one or more of (1-2C)alkyl, fluoro, hydroxyl, (1-2C)alkoxy, di[(1-2C)alkyl]amino, (2-7C)heterocycloalkyl, oxo, cyano, or amino.

4. The compound according to any one of claims 1 to 3 or a pharmaceutically acceptable salt thereof, wherein R^1 is:



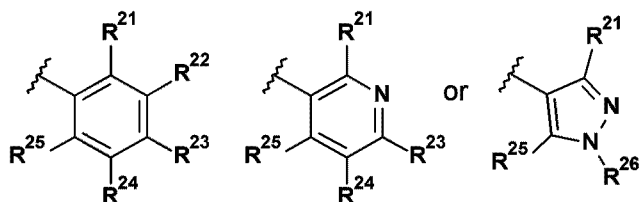
5. The compound according to any one of claims 1 to 4 or a pharmaceutically acceptable salt thereof, wherein

R^{12} and R^{15} each are H and R^{14} is H, fluoro, chloro, or (1-2C)alkyl.

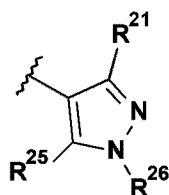
6. The compound according to any one of claims 1 to 5 or a pharmaceutically acceptable salt thereof, wherein

R^{11} is H, (1-2C)alkyl or (1-2C)alkoxy all alkyl and alkoxy groups optionally being substituted with one or more fluoro.

7. The compound according to any one of claims 1 to 6 or a pharmaceutically acceptable salt thereof, wherein R^2 is:



8. The compound according to any one of claims 1 to 6 or a pharmaceutically acceptable salt thereof, wherein R^2 is:



9. The compound according to any one of claims 1 to 7 or a pharmaceutically acceptable salt thereof, wherein

R^{23} is H or (1-2C)alkyl and R^{22} and R^{24} each are H and R^{21} and R^{25} are independently halogen, (1-3C)alkyl, methoxy, hydroxymethyl or cyano.

10. The compound according to any one of claims 1 to 9 or a pharmaceutically acceptable salt thereof, wherein

R^{26} is H, (1-6C)alkyl, oxetanyl, azetidiny or (1-2C)alkoxy[(2-4C)alkoxy]_n(1-6C)alkyl, wherein n represents an integer of 1 or 2, all alkyl, oxetanyl and azetidiny groups optionally being substituted with one or more groups selected from (1-2C)alkyl, (1-2C)alkoxy, hydroxyl, di[(1-2C)alkyl]amino or oxetanyl.

11. A compound according to claim 1 or a pharmaceutically acceptable salt thereof, wherein the compound is:

N-(2,6-dimethylphenyl)-2-[4-[(2-hydroxy-2-methyl-propyl)carbamoyl]-2-methoxy-anilino]-5,6-dihydropyrimido[4,5-*e*]indolizine-7-carboxamide;

N-(2-chloro-6-methyl-phenyl)-2-[2-methyl-4-(4-methylpiperazin-1-yl)anilino]-5,6-dihydropyrimido[4,5-*e*]indolizine-7-carboxamide;

N-(2-ethyl-6-methyl-phenyl)-2-[4-(4-methylpiperazin-1-yl)anilino]-5,6-dihydropyrimido[4,5-*e*]indolizine-7-carboxamide;

N-(2-chloro-6-methyl-phenyl)-2-[(2-methyl-6-morpholino-3-pyridyl)amino]-5,6-dihydropyrimido[4,5-*e*]indolizine-7-carboxamide;

N-(3,5-diethyl-1H-pyrazol-4-yl)-2-[2-methyl-4-(4-methylpiperazin-1-yl)anilino]-5,6-dihydropyrimido[4,5-*e*]indolizine-7-carboxamide;

N-[3,5-diethyl-1-(2-methoxyethyl)pyrazol-4-yl]-2-[2-methyl-4-[(1-methyl-4-piperidyl)oxy]anilino]-5,6-dihydropyrimido[4,5-*e*]indolizine-7-carboxamide;

N-(2,6-dimethylphenyl)-2-(2-methoxy-4-piperazin-1-yl-anilino)-5,6-dihydropyrimido[4,5-*e*]indolizine-7-carboxamide;

N-(3,5-diethyl-1H-pyrazol-4-yl)-2-(2-methoxy-4-piperazin-1-yl-anilino)-5,6-dihydropyrimido[4,5-*e*]indolizine-7-carboxamide;

N-[3,5-diethyl-1-(2-methoxyethyl)pyrazol-4-yl]-2-(2-methoxy-4-piperazin-1-yl-anilino)-5,6-dihydropyrimido[4,5-*e*]indolizine-7-carboxamide;

N-(3,5-diethyl-1H-pyrazol-4-yl)-2-[2-methoxy-4-(4-methylpiperazin-1-yl)anilino]-5,6-dihydropyrimido[4,5-*e*]indolizine-7-carboxamide;

2-[2-Methoxy-4-(4-methylpiperazin-1-yl)anilino]-*N*-(2,4,6-trimethylphenyl)-5,6-dihydropyrimido[4,5-*e*]indolizine-7-carboxamide;

N-(3,5-diethyl-1H-pyrazol-4-yl)-2-[2-(difluoromethoxy)-4-(4-methylpiperazin-1-yl)anilino]-5,6-dihydropyrimido[4,5-*e*]indolizine-7-carboxamide;

N-(2-chloro-6-methyl-phenyl)-2-[2-methoxy-4-[(1-methyl-4-piperidyl)carbamoyl]anilino]-5,6-dihydropyrimido[4,5-*e*]indolizine-7-carboxamide;

2-[2-(Difluoromethoxy)-4-[(1-methyl-4-piperidyl)carbamoyl]anilino]-*N*-(2,6-dimethylphenyl)-5,6-dihydropyrimido[4,5-*e*]indolizine-7-carboxamide;

N-(2,6-dimethylphenyl)-2-[2-methoxy-4-[(1-methyl-4-piperidyl)oxy]anilino]-5,6-dihydropyrimido[4,5-*e*]indolizine-7-carboxamide;

N-(2-ethyl-6-methyl-phenyl)-2-[2-methoxy-4-[(1-methyl-4-piperidyl)oxy]anilino]-5,6-dihydropyrimido[4,5-*e*]indolizine-7-carboxamide;

N-(2-chloro-6-methyl-phenyl)-2-[2-methoxy-4-[(1-methyl-4-piperidyl)oxy]anilino]-5,6-dihydropyrimido[4,5-*e*]indolizine-7-carboxamide;

N-(2-bromo-6-methyl-phenyl)-2-[2-methoxy-4-[(1-methyl-4-piperidyl)oxy]anilino]-5,6-dihydropyrimido[4,5-*e*]indolizine-7-carboxamide;

N-(2,6-diethylphenyl)-2-[2-methoxy-4-[(1-methyl-4-piperidyl)oxy]anilino]-5,6-dihydropyrimido[4,5-*e*]indolizine-7-carboxamide;

N-(2,6-dimethylphenyl)-2-[2-methyl-4-[(1-methyl-4-piperidyl)oxy]anilino]-5,6-dihydropyrimido[4,5-*e*]indolizine-7-carboxamide;

N-(2-chloro-6-methyl-phenyl)-2-[2-methyl-4-[(1-methyl-4-piperidyl)oxy]anilino]-5,6-dihydropyrimido[4,5-*e*]indolizine-7-carboxamide;

N-(3,5-diethyl-1*H*-pyrazol-4-yl)-2-[2-methyl-4-[(1-methyl-4-piperidyl)oxy]anilino]-5,6-dihydropyrimido[4,5-*e*]indolizine-7-carboxamide;

2-[4-(2-Dimethylaminoethoxy)-2-methoxy-anilino]-*N*-(2,6-dimethylphenyl)-5,6-dihydropyrimido[4,5-*e*]indolizine-7-carboxamide;

N-(2-chloro-6-methyl-phenyl)-2-[4-(2-dimethylaminoethoxy)-2-methoxy-anilino]-5,6-dihydropyrimido[4,5-*e*]indolizine-7-carboxamide;

2-[4-(2-Dimethylaminoethoxy)-2-methoxy-anilino]-*N*-(2-ethyl-6-methyl-phenyl)-5,6-dihydropyrimido[4,5-*e*]indolizine-7-carboxamide;

N-(2-bromo-6-methyl-phenyl)-2-[4-(2-dimethylaminoethoxy)-2-methoxy-anilino]-5,6-dihydropyrimido[4,5-*e*]indolizine-7-carboxamide;

N-(2,6-dimethylphenyl)-2-(2-methyl-4-morpholino-anilino)-5,6-dihydropyrimido[4,5-*e*]indolizine-7-carboxamide;

N-(2,6-dimethylphenyl)-2-(2-methyl-4-piperazin-1-yl-anilino)-5,6-dihydropyrimido[4,5-*e*]indolizine-7-carboxamide;

N-(2,6-diethylphenyl)-2-[2-methoxy-4-(1-methylpyrrolidin-3-yl)oxy-anilino]-5,6-dihydropyrimido[4,5-*e*]indolizine-7-carboxamide;

N-(2,6-dimethylphenyl)-2-[2-methoxy-4-[(1-methyl-3-piperidyl)carbamoyl]anilino]-5,6-dihydropyrimido[4,5-*e*]indolizine-7-carboxamide;

N-(2,6-dichlorophenyl)-2-[2-methoxy-4-(4-methylpiperazin-1-yl)anilino]-5,6-dihydropyrimido[4,5-*e*]indolizine-7-carboxamide;

N-(2,6-dimethylphenyl)-2-[2-methoxy-4-[(1-methyl-4-piperidyl)oxy]anilino]pyrimido[4,5-*e*]indolizine-7-carboxamide;

N-(2,6-dimethylphenyl)-2-[2-methyl-4-(4-methylpiperazin-1-yl)anilino]-5,6-dihydropyrimido[4,5-*e*]indolizine-7-carboxamide;

N-(2-ethyl-6-methyl-phenyl)-2-[2-methyl-4-(4-methylpiperazin-1-yl)anilino]-5,6-dihydropyrimido[4,5-*e*]indolizine-7-carboxamide;

N-(2-bromo-6-methyl-phenyl)-2-[2-methyl-4-(4-methylpiperazin-1-yl)anilino]-5,6-dihydropyrimido[4,5-*e*]indolizine-7-carboxamide;

N-(2,6-dichlorophenyl)-2-[2-methyl-4-(4-methylpiperazin-1-yl)anilino]-5,6-dihydropyrimido[4,5-*e*]indolizine-7-carboxamide;

N-(2,6-diethylphenyl)-2-[2-methyl-4-(4-methylpiperazin-1-yl)anilino]-5,6-dihydropyrimido[4,5-*e*]indolizine-7-carboxamide;

N-(2,6-dimethylphenyl)-2-[(2-methyl-6-morpholino-3-pyridyl)amino]-5,6-dihydropyrimido[4,5-*e*]indolizine-7-carboxamide;

N-(2-ethyl-6-methyl-phenyl)-2-[(2-methyl-6-morpholino-3-pyridyl)amino]-5,6-dihydropyrimido[4,5-*e*]indolizine-7-carboxamide;

N-(2-bromo-6-methyl-phenyl)-2-[(2-methyl-6-morpholino-3-pyridyl)amino]-5,6-dihydropyrimido[4,5-*e*]indolizine-7-carboxamide;

N-(2,6-diethylphenyl)-2-[2-methoxy-4-(4-methylpiperazin-1-yl)anilino]pyrimido[4,5-*e*]indolizine-7-carboxamide;

N-(2-ethyl-6-methyl-phenyl)-2-[2-methoxy-4-(4-methylpiperazin-1-yl)anilino]-5,6-dihydropyrimido[4,5-*e*]indolizine-7-carboxamide;

N-(2-bromo-6-methyl-phenyl)-2-[2-methoxy-4-(4-methylpiperazin-1-yl)anilino]-5,6-dihydropyrimido[4,5-*e*]indolizine-7-carboxamide;

N-(2,6-dimethylphenyl)-2-(2-methoxy-4-piperazin-1-yl-anilino)pyrimido[4,5-*e*]indolizine-7-carboxamide;

N-(2-chloro-6-methyl-phenyl)-2-(2-methoxy-4-piperazin-1-yl-anilino)-5,6-dihydropyrimido[4,5-*e*]indolizine-7-carboxamide;

N-(2,6-diethylphenyl)-2-(2-methoxy-4-piperazin-1-yl-anilino)-5,6-dihydropyrimido[4,5-e]indolizine-7-carboxamide;

N-(2-chloro-6-methyl-phenyl)-2-(2-methyl-4-piperazin-1-yl-anilino)-5,6-dihydropyrimido[4,5-e]indolizine-7-carboxamide;

N-(2,6-dichlorophenyl)-2-(2-methyl-4-piperazin-1-yl-anilino)-5,6-dihydropyrimido[4,5-e]indolizine-7-carboxamide;

N-(2,6-diethylphenyl)-2-(2-methyl-4-piperazin-1-yl-anilino)-5,6-dihydropyrimido[4,5-e]indolizine-7-carboxamide;

N-(2-bromo-6-methyl-phenyl)-2-(2-methyl-4-piperazin-1-yl-anilino)-5,6-dihydropyrimido[4,5-e]indolizine-7-carboxamide;

N-(2-ethyl-6-methyl-phenyl)-2-(2-methyl-4-piperazin-1-yl-anilino)-5,6-dihydropyrimido[4,5-e]indolizine-7-carboxamide;

N-(2,6-diethylphenyl)-2-(2-methyl-4-morpholino-anilino)-5,6-dihydropyrimido[4,5-e]indolizine-7-carboxamide;

N-(2,6-dimethylphenyl)-2-[2-methoxy-4-(1-methylpyrrolidin-3-yl)oxy-anilino]-5,6-dihydropyrimido[4,5-e]indolizine-7-carboxamide;

N-(2-chloro-6-methyl-phenyl)-2-[2-(difluoromethoxy)-4-(4-methylpiperazin-1-yl)anilino]-5,6-dihydropyrimido[4,5-e]indolizine-7-carboxamide;

2-[4-(Azetidin-3-yloxy)-2-methoxy-anilino]-*N*-[3,5-diethyl-1-(2-methoxyethyl)pyrazol-4-yl]-5,6-dihydropyrimido[4,5-e]indolizine-7-carboxamide;

N-[1-(2-methoxyethyl)-3,5-dimethyl-pyrazol-4-yl]-2-[2-methoxy-4-(1,3,5-trimethylpyrazol-4-yl)anilino]-5,6-dihydropyrimido[4,5-e]indolizine-7-carboxamide;

N-[1-(2-methoxyethyl)-3,5-dimethyl-pyrazol-4-yl]-2-[2-methoxy-4-[(1-methyl-4-piperidyl)oxy]anilino]pyrimido[4,5-e]indolizine-7-carboxamide;

N-[1-(2-methoxyethyl)-3,5-dimethyl-pyrazol-4-yl]-2-(2-methoxy-4-piperazin-1-yl-anilino)pyrimido[4,5-e]indolizine-7-carboxamide;

N-(3,5-diethyl-1H-pyrazol-4-yl)-2-(2-methoxy-4-piperazin-1-yl-anilino)pyrimido[4,5-e]indolizine-7-carboxamide;

N-(2,6-diethylphenyl)-2-[4-(4-methylpiperazin-1-yl)-2-(trideuteriomethoxy)anilino]-5,6-dihydropyrimido[4,5-e]indolizine-7-carboxamide;

N-[3,5-diethyl-1-(2-methoxyethyl)pyrazol-4-yl]-2-[4-(4-methylpiperazin-1-yl)-2-(trideuteriomethoxy)anilino]-5,6-dihydropyrimido[4,5-*e*]indolizine-7-carboxamide;

N-(2,6-dimethylphenyl)-2-[2-methoxy-4-(tetrahydropyran-4-ylcarbamoyl)anilino]-5,6-dihydropyrimido[4,5-*e*]indolizine-7-carboxamide;

N-(2,6-dimethylphenyl)-2-[2-methoxy-4-[4-(2-methoxyacetyl)piperazin-1-yl]anilino]-5,6-dihydropyrimido[4,5-*e*]indolizine-7-carboxamide;

N-(2,6-diethylphenyl)-2-[[4-methoxy-2-(4-methylpiperazin-1-yl)pyrimidin-5-yl]amino]-5,6-dihydropyrimido[4,5-*e*]indolizine-7-carboxamide;

N-[3,5-diethyl-1-(2-methoxyethyl)pyrazol-4-yl]-2-[2-methoxy-4-(4-methylpiperazin-1-yl)anilino]-5,6-dihydropyrimido[4,5-*e*]indolizine-7-carboxamide;

N-(2,6-dimethylphenyl)-2-[4-[4-(3-fluorocyclobutanecarbonyl)piperazin-1-yl]-2-methoxy-anilino]-5,6-dihydropyrimido[4,5-*e*]indolizine-7-carboxamide;

N-(2,6-dimethylphenyl)-2-[2-methoxy-4-[4-(3-methyloxetane-3-carbonyl)piperazin-1-yl]anilino]-5,6-dihydropyrimido[4,5-*e*]indolizine-7-carboxamide;

2-[4-[4-(Cyclopropanecarbonyl)piperazin-1-yl]-2-methoxy-anilino]-*N*-(2,6-dimethylphenyl)-5,6-dihydropyrimido[4,5-*e*]indolizine-7-carboxamide;

2-[4-(4-Butylsulfonylpiperazin-1-yl)-2-methoxy-anilino]-*N*-(2,6-dimethylphenyl)-5,6-dihydropyrimido[4,5-*e*]indolizine-7-carboxamide;

N-(2,6-dimethylphenyl)-2-[4-[4-(ethylcarbamoyl)piperazin-1-yl]-2-methoxy-anilino]-5,6-dihydropyrimido[4,5-*e*]indolizine-7-carboxamide;

N-(2,6-diethylphenyl)-2-[2-methoxy-4-(3-methylpiperazin-1-yl)anilino]-5,6-dihydropyrimido[4,5-*e*]indolizine-7-carboxamide;

N-(2,6-dimethylphenyl)-2-[2-methoxy-4-[[3*S*,4*R*]-3-methoxy-4-piperidyl]carbamoyl]anilino]-5,6-dihydropyrimido[4,5-*e*]indolizine-7-carboxamide;

N-(2,6-dimethylphenyl)-2-[4-[[3*S*,4*R*]-3-fluoro-4-piperidyl]carbamoyl]-2-methoxy-anilino]-5,6-dihydropyrimido[4,5-*e*]indolizine-7-carboxamide;

2-[4-[(4-*cis*-Aminocyclohexyl)carbamoyl]-2-methoxy-anilino]-*N*-(2,6-dimethylphenyl)-5,6-dihydropyrimido[4,5-*e*]indolizine-7-carboxamide;

N-(2,6-dimethylphenyl)-2-[4-(isopropylcarbamoyl)-2-methoxy-anilino]-5,6-dihydropyrimido[4,5-*e*]indolizine-7-carboxamide;

N-(2,6-dimethylphenyl)-2-[2-methoxy-4-[(1*R*,5*S*)-3-oxabicyclo[3.1.0]hexan-6-yl]carbamoyl]anilino]-5,6-dihydropyrimido[4,5-*e*]indolizine-7-carboxamide;

N-(2,6-dimethylphenyl)-2-[2-methoxy-4-(morpholine-4-carbonyl)anilino]-5,6-dihydropyrimido[4,5-*e*]indolizine-7-carboxamide;

N-(2,6-dimethylphenyl)-2-[4-(1,1-dioxo-1,4-thiazinane-4-carbonyl)-2-methoxy-anilino]-5,6-dihydropyrimido[4,5-*e*]indolizine-7-carboxamide;

N-(2,6-dimethylphenyl)-2-[4-(4-ethyl-1,4-diazepane-1-carbonyl)-2-methoxy-anilino]-5,6-dihydropyrimido[4,5-*e*]indolizine-7-carboxamide;

2-[4-(Cyclopropylcarbamoyl)-2-methoxy-anilino]-*N*-(2,6-dimethylphenyl)-5,6-dihydropyrimido[4,5-*e*]indolizine-7-carboxamide;

N-(2,6-dimethylphenyl)-2-[2-methoxy-4-(2-methoxyethylcarbamoyl)anilino]-5,6-dihydropyrimido[4,5-*e*]indolizine-7-carboxamide;

2-[4-(4-Cyano-4-methyl-piperidine-1-carbonyl)-2-methoxy-anilino]-*N*-(2,6-dimethylphenyl)-5,6-dihydropyrimido[4,5-*e*]indolizine-7-carboxamide;

N-(2,6-dimethylphenyl)-2-[2-methoxy-4-[4-(3-methylazetidine-3-carbonyl)piperazin-1-yl]anilino]-5,6-dihydropyrimido[4,5-*e*]indolizine-7-carboxamide;

N-(2-cyano-6-methyl-phenyl)-2-[2-methoxy-4-(4-methylpiperazin-1-yl)anilino]-5,6-dihydropyrimido[4,5-*e*]indolizine-7-carboxamide;

N-(2,6-diethylphenyl)-2-[4-[3-(dimethylamino)propyl-methyl-amino]-2-methoxy-anilino]-5,6-dihydropyrimido[4,5-*e*]indolizine-7-carboxamide;

2-[4-[3-(Dimethylamino)propyl-methyl-amino]-2-methoxy-anilino]-*N*-[1-[2-[2-(2-methoxyethoxy)ethoxy]ethyl]-3,5-dimethyl-pyrazol-4-yl]-5,6-dihydropyrimido[4,5-*e*]indolizine-7-carboxamide;

N-[1-[2-[2-(2-methoxyethoxy)ethoxy]ethyl]-3,5-dimethyl-pyrazol-4-yl]-2-[2-methoxy-4-(2-methoxyethoxy)anilino]-5,6-dihydropyrimido[4,5-*e*]indolizine-7-carboxamide;

N-[1-[2-[2-(2-methoxyethoxy)ethoxy]ethyl]-3,5-dimethyl-pyrazol-4-yl]-2-[2-methoxy-4-(4-methylpiperazin-1-yl)anilino]-5,6-dihydropyrimido[4,5-*e*]indolizine-7-carboxamide;

N-[3,5-diethyl-1-[2-(2-methoxyethoxy)ethyl]pyrazol-4-yl]-2-[2-methoxy-4-(4-methylpiperazin-1-yl)anilino]-5,6-dihydropyrimido[4,5-*e*]indolizine-7-carboxamide;

N-(2,6-dimethyl-phenyl)-2-[2-(difluoromethoxy)-4-(4-methylpiperazin-1-yl)anilino]-5,6-dihydropyrimido[4,5-*e*]indolizine-7-carboxamide;

N-(2,6-dimethylphenyl)-2-[4-[4-(isopropylcarbamoyl)piperazin-1-yl]-2-methoxy-anilino]-5,6-dihydropyrimido[4,5-e]indolizine-7-carboxamide;

N-[1-[2-(2-ethoxyethoxy)ethyl]-3,5-dimethyl-pyrazol-4-yl]-2-[2-methoxy-4-(4-methylpiperazin-1-yl)anilino]-5,6-dihydropyrimido[4,5-e]indolizine-7-carboxamide;

N-[1-[2-(2-methoxyethoxy)ethyl]-3,5-dimethyl-pyrazol-4-yl]-2-[2-methoxy-4-(4-methylpiperazin-1-yl)anilino]-5,6-dihydropyrimido[4,5-e]indolizine-7-carboxamide;

N-[1-[2-(2-ethoxyethoxy)ethyl]-3,5-diethyl-pyrazol-4-yl]-2-[2-methoxy-4-(4-methylpiperazin-1-yl)anilino]-5,6-dihydropyrimido[4,5-e]indolizine-7-carboxamide;

N-[1-[2-(2-ethoxyethoxy)ethyl]-3,5-diethyl-pyrazol-4-yl]-2-(2-methoxy-4-piperazin-1-yl-anilino)-5,6-dihydropyrimido[4,5-e]indolizine-7-carboxamide;

N-[1-[2-(2-ethoxyethoxy)ethyl]-3,5-diethyl-pyrazol-4-yl]-2-[2-methoxy-4-[4-(2-methoxyacetyl)piperazin-1-yl]anilino]-5,6-dihydropyrimido[4,5-e]indolizine-7-carboxamide;

N-[1-[2-(2-ethoxyethoxy)ethyl]-3,5-diethyl-pyrazol-4-yl]-2-[4-[4-(2-(ethylamino)acetyl)piperazin-1-yl]-2-methoxy-anilino]-5,6-dihydropyrimido[4,5-e]indolizine-7-carboxamide;

N-[3,5-diethyl-1-[2-[2-(2-methoxyethoxy)ethoxy]ethyl]pyrazol-4-yl]-2-[2-methoxy-4-[4-(2-methoxyacetyl)piperazin-1-yl]anilino]-5,6-dihydropyrimido[4,5-e]indolizine-7-carboxamide;

N-[1-(2-methoxyethyl)-3,5-dimethyl-pyrazol-4-yl]-2-[2-methoxy-4-[4-(1-methylazetidine-3-carbonyl)piperazin-1-yl]anilino]-5,6-dihydropyrimido[4,5-e]indolizine-7-carboxamide;

N-[1-[2-[2-(2-methoxyethoxy)ethoxy]ethyl]-3,5-dimethyl-pyrazol-4-yl]-2-(2-methoxy-4-piperazin-1-yl-anilino)-5,6-dihydropyrimido[4,5-e]indolizine-7-carboxamide;

2-[4-[4-[2-(Ethylamino)acetyl]piperazin-1-yl]-2-methoxy-anilino]-*N*-[1-[2-[2-(2-methoxyethoxy)ethoxy]ethyl]-3,5-dimethyl-pyrazol-4-yl]-5,6-dihydropyrimido[4,5-e]indolizine-7-carboxamide;

N-[3,5-diethyl-1-[2-(2-methoxyethoxy)ethyl]pyrazol-4-yl]-2-[4-[4-[2-(ethylamino)acetyl]piperazin-1-yl]-2-methoxy-anilino]-5,6-dihydropyrimido[4,5-e]indolizine-7-carboxamide;

N-[3,5-diethyl-1-[2-(2-methoxyethoxy)ethyl]pyrazol-4-yl]-2-[2-methoxy-4-[4-(2-methoxyacetyl)piperazin-1-yl]anilino]-5,6-dihydropyrimido[4,5-e]indolizine-7-carboxamide; or

N-[1-[2-[2-(2-methoxyethoxy)ethoxy]ethyl]-3,5-dimethyl-pyrazol-4-yl]-2-[2-methoxy-4-(1,3,5-trimethylpyrazol-4-yl)anilino]-5,6-dihydropyrimido[4,5-e]indolizine-7-carboxamide.

12. A compound according to claim 1 or a pharmaceutically acceptable salt thereof, wherein the compound is:

N-(2,6-dimethylphenyl)-2-(2-methoxy-4-piperazin-1-yl-anilino)-5,6-dihydropyrimido[4,5-*e*]indolizine-7-carboxamide;

N-(3,5-diethyl-1H-pyrazol-4-yl)-2-[2-(difluoromethoxy)-4-(4-methylpiperazin-1-yl)anilino]-5,6-dihydropyrimido[4,5-*e*]indolizine-7-carboxamide;

N-(2,6-dimethylphenyl)-2-(2-methoxy-4-piperazin-1-yl-anilino)pyrimido[4,5-*e*]indolizine-7-carboxamide;

N-(2,6-dimethylphenyl)-2-[2-methoxy-4-[4-(2-methoxyacetyl)piperazin-1-yl]anilino]-5,6-dihydropyrimido[4,5-*e*]indolizine-7-carboxamide;

N-[1-[2-[2-(2-methoxyethoxy)ethoxy]ethyl]-3,5-dimethyl-pyrazol-4-yl]-2-[2-methoxy-4-(4-methylpiperazin-1-yl)anilino]-5,6-dihydropyrimido[4,5-*e*]indolizine-7-carboxamide;

N-[3,5-diethyl-1-[2-(2-methoxyethoxy)ethyl]pyrazol-4-yl]-2-[2-methoxy-4-(4-methylpiperazin-1-yl)anilino]-5,6-dihydropyrimido[4,5-*e*]indolizine-7-carboxamide;

N-[1-[2-(2-ethoxyethoxy)ethyl]-3,5-diethyl-pyrazol-4-yl]-2-[4-[4-[2-(ethylamino)acetyl]piperazin-1-yl]-2-methoxy-anilino]-5,6-dihydropyrimido[4,5-*e*]indolizine-7-carboxamide; or

N-[1-[2-[2-(2-methoxyethoxy)ethoxy]ethyl]-3,5-dimethyl-pyrazol-4-yl]-2-[2-methoxy-4-(1,3,5-trimethylpyrazol-4-yl)anilino]-5,6-dihydropyrimido[4,5-*e*]indolizine-7-carboxamide.

13. The compound according to claim 1 or a pharmaceutically acceptable salt thereof, wherein the compound is *N*-(2,6-dimethylphenyl)-2-(2-methoxy-4-piperazin-1-yl-anilino)-5,6-dihydropyrimido[4,5-*e*]indolizine-7-carboxamide.

14. The compound according to claim 1 or a pharmaceutically acceptable salt thereof, wherein the compound is *N*-(3,5-diethyl-1H-pyrazol-4-yl)-2-[2-(difluoromethoxy)-4-(4-methylpiperazin-1-yl)anilino]-5,6-dihydropyrimido[4,5-*e*]indolizine-7-carboxamide.

15. The compound according to claim 1 or a pharmaceutically acceptable salt thereof, wherein the compound is *N*-(2,6-dimethylphenyl)-2-(2-methoxy-4-piperazin-1-yl-anilino)pyrimido[4,5-*e*]indolizine-7-carboxamide.
16. The compound according to claim 1 or a pharmaceutically acceptable salt thereof, wherein the compound is *N*-(2,6-dimethylphenyl)-2-[2-methoxy-4-[4-(2-methoxyacetyl)piperazin-1-yl]anilino]-5,6-dihydropyrimido[4,5-*e*]indolizine-7-carboxamide.
17. The compound according to claim 1 or a pharmaceutically acceptable salt thereof, wherein the compound is *N*-[1-[2-[2-(2-methoxyethoxy)ethoxy]ethyl]-3,5-dimethyl-pyrazol-4-yl]-2-[2-methoxy-4-(4-methylpiperazin-1-yl)anilino]-5,6-dihydropyrimido[4,5-*e*]indolizine-7-carboxamide.
18. The compound according to claim 1 or a pharmaceutically acceptable salt thereof, wherein the compound is *N*-[3,5-diethyl-1-[2-(2-methoxyethoxy)ethyl]pyrazol-4-yl]-2-[2-methoxy-4-(4-methylpiperazin-1-yl)anilino]-5,6-dihydropyrimido[4,5-*e*]indolizine-7-carboxamide.
19. The compound according to claim 1 or a pharmaceutically acceptable salt thereof, wherein the compound is *N*-[1-[2-(2-ethoxyethoxy)ethyl]-3,5-diethyl-pyrazol-4-yl]-2-[4-[4-[2-(ethylamino)acetyl]piperazin-1-yl]-2-methoxy-anilino]-5,6-dihydropyrimido[4,5-*e*]indolizine-7-carboxamide.
20. The compound according to claim 1 or a pharmaceutically acceptable salt thereof, wherein the compound is *N*-[1-[2-[2-(2-methoxyethoxy)ethoxy]ethyl]-3,5-dimethyl-pyrazol-4-yl]-2-[2-methoxy-4-(1,3,5-trimethylpyrazol-4-yl)anilino]-5,6-dihydropyrimido[4,5-*e*]indolizine-7-carboxamide.
21. The compound according to any one of claims 1 to 20 or a pharmaceutically acceptable salt thereof for use in therapy.

22. The compound according to any one of claims 1 to 20 or a pharmaceutically acceptable salt thereof for use in the treatment of TTK-mediated diseases or conditions.
23. The compound according to any one of claims 1 to 20 or a pharmaceutically acceptable salt thereof for use in the treatment of cancer.
24. The compound for use according to claim 23, wherein the cancer is a solid tumor, a hematological tumor or metastases thereof.
25. The compound for use according to claim 23, wherein the cancer is: breast cancer, mammary and gynaecological tumours, head and neck tumors, brain tumors and brain metastases, tumors of the thorax, gastrointestinal tumors, endocrine tumors, urological tumors, skin tumor, sarcomas, leukaemias and myelodysplastic syndrome, malignant lymphomas, or metastases thereof.
26. The compound for use according to claim 25, wherein the tumors of the thorax are non-small cell or small cell lung tumors.
27. The compound for use according to claim 25, wherein the urological tumors are renal, bladder or prostate tumors.
28. The compound for use according to claim 23, wherein the cancer is: breast cancer, a gynaecological tumor, a gastrointestinal tumor, or a bladder tumor.
29. The compound for use according to claim 23, wherein the cancer is triple negative breast cancer.
30. Use of a compound according to any one of claims 1 to 20 or a pharmaceutically acceptable salt thereof for the preparation of a medicament for the treatment of TTK-mediated diseases or conditions.

31. Use of a compound according to any one of claims 1 to 20 or a pharmaceutically acceptable salt thereof for the preparation of a medicament for the treatment of cancer.
32. Use of a compound according to any one of claims 1 to 20 or a pharmaceutically acceptable salt thereof in the treatment of TTK-mediated diseases or conditions.
33. Use of a compound according to any one of claims 1-20 or a pharmaceutically acceptable salt thereof in the treatment of cancer.
34. The compound, or a pharmaceutically acceptable salt thereof, for use according to claim 31, or the use of a compound or a pharmaceutically acceptable salt thereof according to claim 33, wherein the cancer is a solid tumor, a hematological tumor or metastases thereof.
35. The compound, or a pharmaceutically acceptable salt thereof, for use according to claim 31, or the use of a compound or a pharmaceutically acceptable salt thereof according to claim 33, wherein the cancer is: breast cancer, mammary and gynaecological tumours, head and neck tumors, brain tumors and brain metastases, tumors of the thorax, gastrointestinal tumors, endocrine tumors, urological tumors, skin tumor, sarcomas, leukaemias and myelodysplastic syndrome, malignant lymphomas, or metastases thereof.
36. The use according to claim 35, wherein the tumors of the thorax are non-small cell or small cell lung tumors.
37. The use according to claim 35, wherein the urological tumors are renal, bladder or prostate tumors.
38. The use of a compound or a pharmaceutically acceptable salt thereof according to claim 31 or 33 wherein the cancer is: breast cancer, a gynaecological tumor, a gastrointestinal tumor or bladder tumor.

39. The use of a compound or a pharmaceutically acceptable salt thereof according to claim 31 or 33 wherein the cancer is triple negative breast cancer.

40. A pharmaceutical composition which comprises a compound of Formula I according to any one of claims 1 to 20 or a pharmaceutically acceptable salt thereof and one or more pharmaceutically acceptable excipients.

41. The pharmaceutical composition according to claim 40, wherein the compound is:

N-(2,6-dimethylphenyl)-2-(2-methoxy-4-piperazin-1-yl-anilino)-5,6-dihydropyrimido[4,5-e]indolizine-7-carboxamide;

N-(3,5-diethyl-1H-pyrazol-4-yl)-2-[2-(difluoromethoxy)-4-(4-methylpiperazin-1-yl)anilino]-5,6-dihydropyrimido[4,5-e]indolizine-7-carboxamide;

N-(2,6-dimethylphenyl)-2-(2-methoxy-4-piperazin-1-yl-anilino)pyrimido[4,5-e]indolizine-7-carboxamide;

N-(2,6-dimethylphenyl)-2-[2-methoxy-4-[4-(2-methoxyacetyl)piperazin-1-yl]anilino]-5,6-dihydropyrimido[4,5-e]indolizine-7-carboxamide;

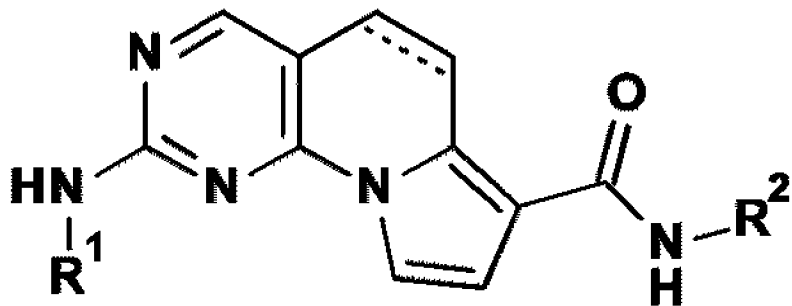
N-[1-[2-[2-(2-methoxyethoxy)ethoxy]ethyl]-3,5-dimethyl-pyrazol-4-yl]-2-[2-methoxy-4-(4-methylpiperazin-1-yl)anilino]-5,6-dihydropyrimido[4,5-e]indolizine-7-carboxamide;

N-[3,5-diethyl-1-[2-(2-methoxyethoxy)ethyl]pyrazol-4-yl]-2-[2-methoxy-4-(4-methylpiperazin-1-yl)anilino]-5,6-dihydropyrimido[4,5-e]indolizine-7-carboxamide;

N-[1-[2-(2-ethoxyethoxy)ethyl]-3,5-diethyl-pyrazol-4-yl]-2-[4-[4-[2-(ethylamino)acetyl]piperazin-1-yl]-2-methoxy-anilino]-5,6-dihydropyrimido[4,5-e]indolizine-7-carboxamide; or

N-[1-[2-[2-(2-methoxyethoxy)ethoxy]ethyl]-3,5-dimethyl-pyrazol-4-yl]-2-[2-methoxy-4-(1,3,5-trimethylpyrazol-4-yl)anilino]-5,6-dihydropyrimido[4,5-e]indolizine-7-carboxamide.

42. The pharmaceutical composition according to claim 40 or 41, which further comprises at least one additional therapeutically active agent.



Formula I