

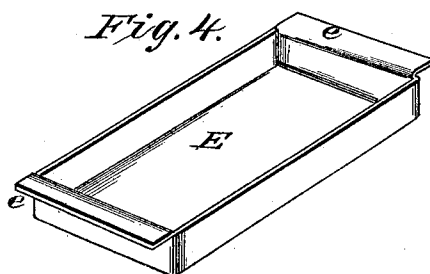
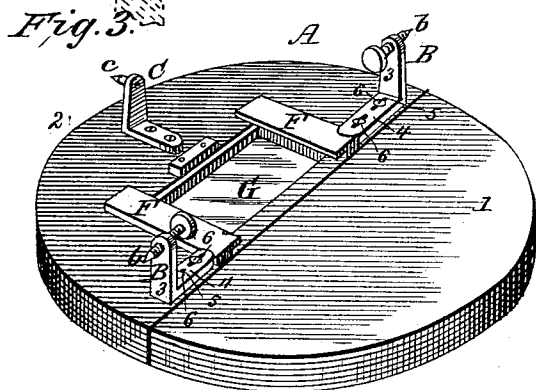
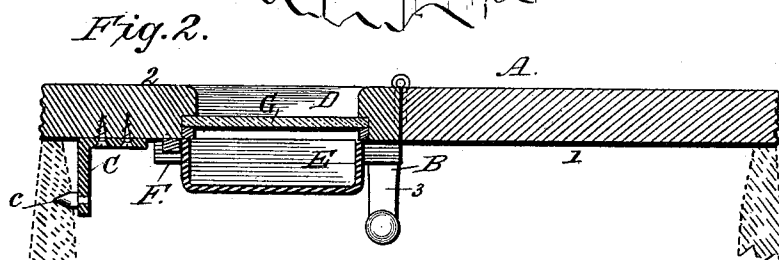
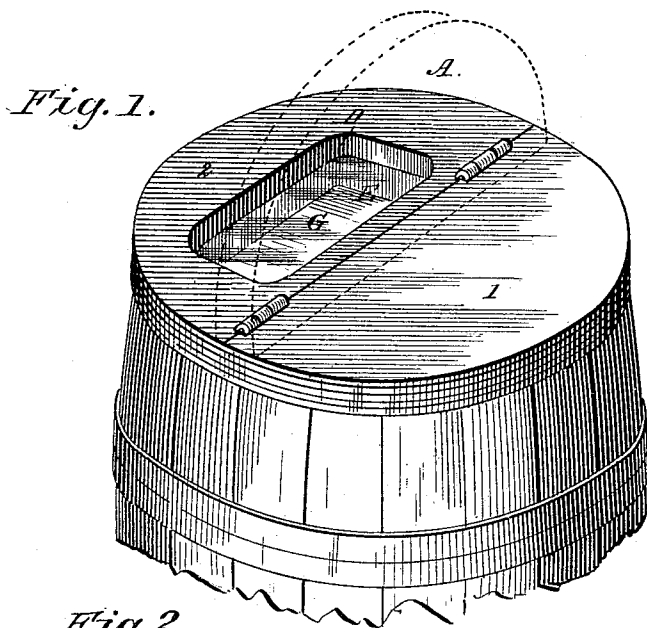
(No Model.)

G. J. BROEMSER & E. D. BRADSHAW.

BARREL COVER.

No. 360,201.

Patented Mar. 29, 1887.



WITNESSES:  
*Fred J. Dieterich*  
*P. B. Turpin,*

INVENTOR:  
*Geo. J. Broemser*  
*E. D. Bradshaw*  
BY *Munn & Co*  
ATTORNEYS.

# UNITED STATES PATENT OFFICE.

GEORGE J. BROEMSER AND EDWARD D. BRADSHAW, OF LITTLE ROCK, ARK.

## BARREL-COVER.

SPECIFICATION forming part of Letters Patent No. 360,201, dated March 29, 1887.

Application filed November 24, 1886. Serial No. 219,780. (No model.)

*To all whom it may concern:*

Be it known that we, GEORGE J. BROEMSER and EDWARD D. BRADSHAW, of Little Rock, in the county of Pulaski and State of Arkansas, have invented a new and useful Improvement in Barrel-Covers, of which the following is a specification.

This invention is an improved barrel-cover, and seeks to provide a cover for a barrel or like receptacle, by which a sample of the contents of such receptacle can be exhibited, whether the latter be full or only partially so, and which at the same time will permit access to the interior of the receptacle for the purpose of examining or withdrawing any of its contents.

The invention consists in certain constructions and combinations of parts, as will be described and claimed.

In the drawings, Figure 1 is a perspective view of the upper part of a barrel provided with our cover, one-half of the cover being shown raised in dotted lines. Fig. 2 is a transverse section of the cover. Fig. 3 is a perspective view of the under side of the cover, the box or drawer being removed; and Fig. 4 shows the box or drawer.

The cover A is formed in sections 1 and 2, hinged together, so the section 1 may be opened, as shown in dotted lines, Fig. 1, to permit access to the contents of the barrel when the section 2 is clamped in place in such barrel.

The section 2 has clamps B B and C, the latter being a bracket fixed to and depending from section 2 at the edge of such section opposite that hinged to section 1, and at or near its lower end the bracket has a point, *c*, which projects outward, and in practice engages the inner side of a barrel near its end.

The clamps B B are arranged at the sides of the section 2, and have points *b*, formed of set-screws threaded through the brackets 3, and adapted to be turned outward to clamp within the barrel. The base-plates 4 of the brackets 3 have elongated openings 5 for the screws 6, which secure the bracket to the section 2, so such bracket may be set and secured nearer to or farther from the edge of the cover, in or-

der to clamp properly in barrels of different diameters. Through the cover, and preferably the section 2 thereof, we form an opening, D. This opening serves to expose the contents of box E, secured by suitable means below such opening.

In the construction shown the cover has guides F alongside the opening D, similar to guides for supporting drawers in various kinds of furniture, and the box has flanges *e*, fitted to slide in such guides. Above the box we arrange a window, G, to close the opening D. This window may be glass, as shown, or may be a perforated sheet, a wire screen, mica, or any other construction of a transpicious nature, the object being to provide a cover for the opening that will protect the contents of the box, and at the same time exposes such contents to view.

The box may be removed and filled with the groceries or the like contained in the barrel to which it is desired to apply the cover, or on which the cover is fixed, and then be secured to the cover below the opening D and window G therefor.

By this construction the contents of a barrel may be seen at a glance, even if such barrel be only partially filled or nearly empty, and a number of barrels may be quickly examined, in order to find the one containing the article desired.

Having thus described our invention, what we claim as new is—

1. The combination of the cover having an opening and provided on its under side with guides, the box or drawer adapted to engage said guides, and a window, G, above said box or drawer, substantially as set forth.

2. The combination of the cover, the clamp C, the brackets 3, having base-plates 4, provided with openings 5, the screws 6, and the points *b*, threaded through brackets 3, substantially as set forth.

GEO. J. BROEMSER.

EDWARD D. BRADSHAW.

Witnesses:

B. A. FAX,

B. C. SAVAGE.