



US00D565899S

(12) **United States Design Patent**  
**Wang**

(10) **Patent No.:** **US D565,899 S**

(45) **Date of Patent:** **\*\* Apr. 8, 2008**

(54) **UTILITY LIGHTER**

(75) Inventor: **Boqi Wang**, Monterey Park, CA (US)

(73) Assignee: **SK Products, Inc.**, Commerce, CA (US)

(\*\*) Term: **14 Years**

(21) Appl. No.: **29/283,173**

(22) Filed: **Aug. 8, 2007**

(51) **LOC (8) Cl.** ..... **07-99**

(52) **U.S. Cl.** ..... **D7/416**

(58) **Field of Classification Search** ..... D7/416,  
D7/417; D27/141, 147, 152-156, 160, 181;  
126/25 B, 229, 401; 431/153, 255, 256,  
431/266, 310, 344, 345

See application file for complete search history.

(56) **References Cited**

**U.S. PATENT DOCUMENTS**

D277,307 S	1/1985	Zeller	
5,199,865 A	4/1993	Liang	
D362,313 S	9/1995	Zeller	
D379,415 S	5/1997	Mindle	
D382,441 S	8/1997	Ferrara	
D389,699 S *	1/1998	Hsu	D7/416
D390,750 S *	2/1998	Sung	D7/416
5,738,507 A	4/1998	Mifune	
5,934,289 A *	8/1999	Watkins et al.	131/328
D429,445 S *	8/2000	Sung	D7/416
D435,397 S *	12/2000	Sung	D7/416
D436,290 S	1/2001	Harrel	
D436,291 S	1/2001	Tubby	
6,213,759 B1 *	4/2001	Sung	431/153
D441,605 S	5/2001	Tubby	
D441,606 S	5/2001	Tubby	
D442,828 S	5/2001	Tubby	
6,244,858 B1 *	6/2001	Wang	431/153
D448,618 S	10/2001	Chevalier	
D453,890 S	2/2002	Chevalier	
D454,277 S	3/2002	Chevalier	
D462,235 S	9/2002	Chevalier	
D466,370 S *	12/2002	Kim	D7/416

D473,103 S *	4/2003	Sung	D7/416
D480,266 S *	10/2003	Kim	D7/416
6,722,877 B2	4/2004	Wang	
D491,766 S *	6/2004	Hsu	D7/416
D494,415 S *	8/2004	Sung et al.	D7/416
D494,416 S *	8/2004	Sung et al.	D7/416
6,840,759 B2 *	1/2005	Aronson et al.	431/153
6,887,072 B2 *	5/2005	Judeng	431/153
7,001,175 B2 *	2/2006	Yang	431/153
2001/0041315 A1 *	11/2001	Sung	431/153
2002/0094500 A1	7/2002	Tse	
2003/0124476 A1 *	7/2003	Chung Yang	431/153
2003/0129554 A1 *	7/2003	Aronson et al.	431/153
2007/0009843 A1 *	1/2007	Di Paolo	431/153

\* cited by examiner

*Primary Examiner*—T. Chase Nelson

*Assistant Examiner*—Karen Acker

(74) *Attorney, Agent, or Firm*—Howard Hoffenberg; Law Offices of Howard L. Hoffenberg, Esq.

(57) **CLAIM**

The ornamental design for a utility lighter, as shown and described.

**DESCRIPTION**

FIG. 1 is a perspective view of the utility lighter according to the present invention;

FIG. 2 is a front elevation view of the utility lighter according to the present invention;

FIG. 3 is a right side elevation view of the utility lighter according to the present invention;

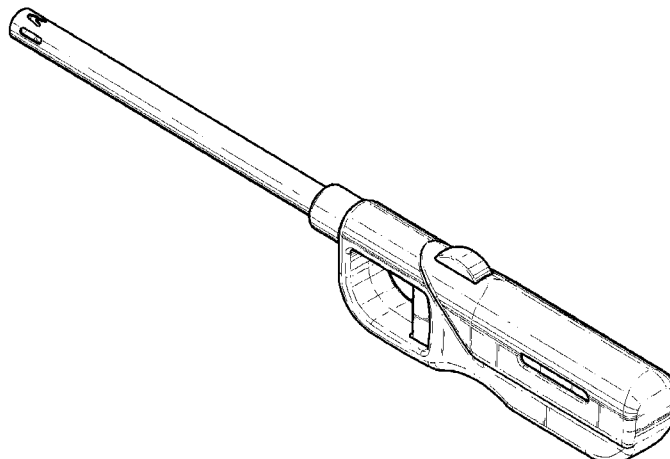
FIG. 4 is a left side elevation view of the utility lighter according to the present invention;

FIG. 5 is a back elevation view of the utility lighter according to the present invention;

FIG. 6 is a top plan view of the utility lighter according to the present invention; and,

FIG. 7 is a bottom plan view of the utility lighter according to the present invention.

**1 Claim, 4 Drawing Sheets**



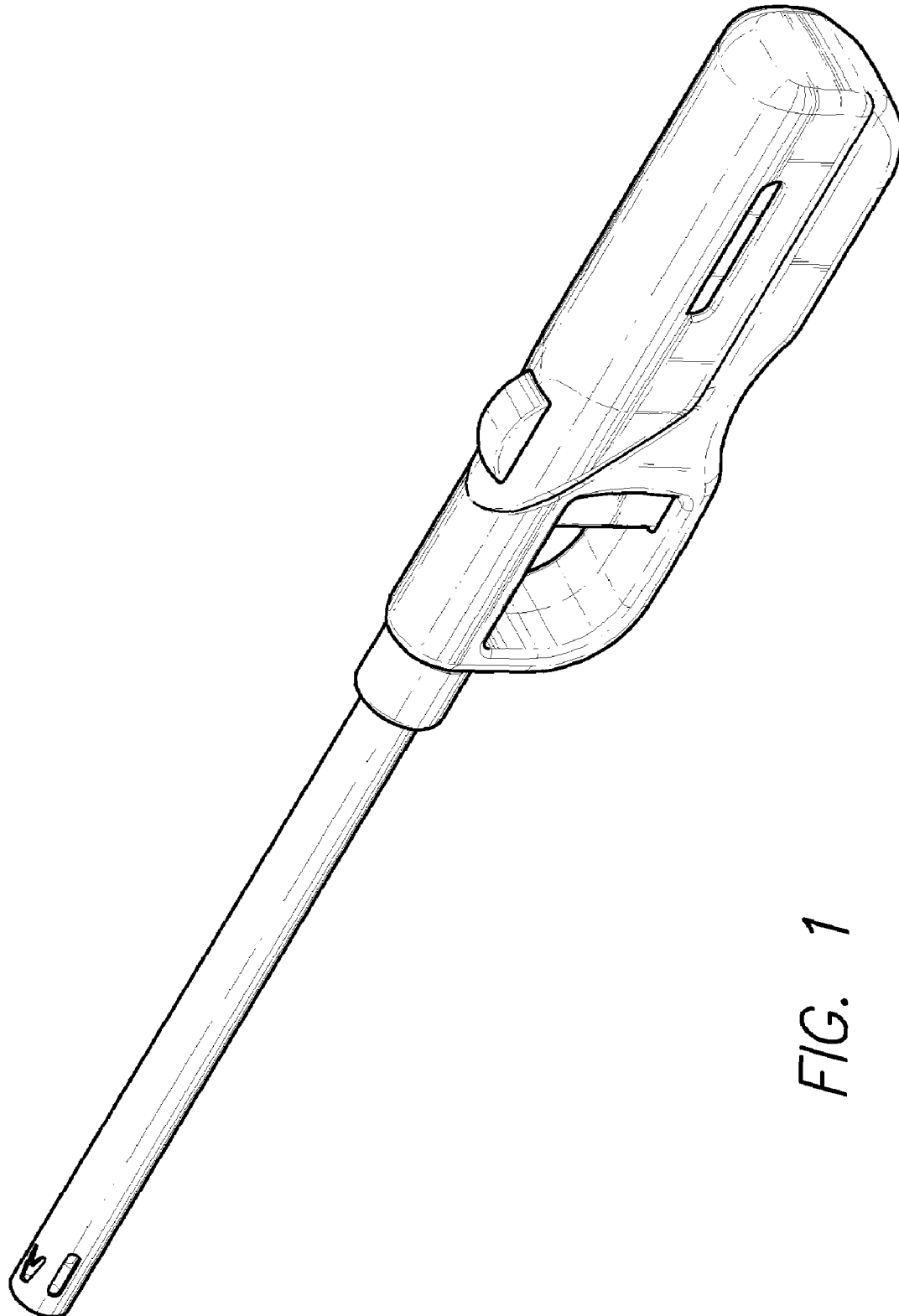


FIG. 1

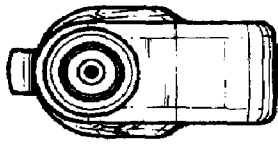


FIG. 2

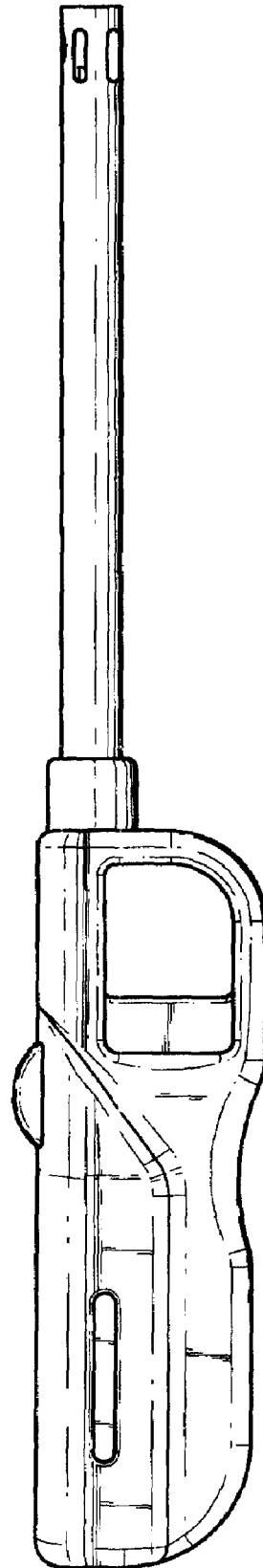


FIG. 3

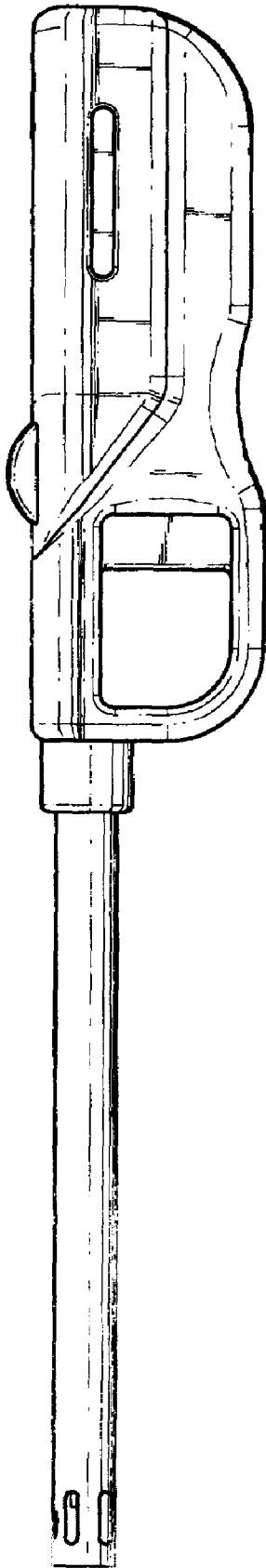


FIG. 4

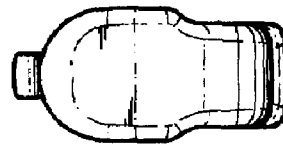


FIG. 5

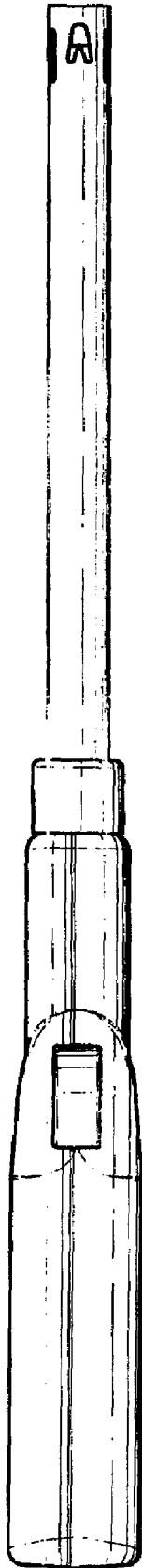


FIG. 6

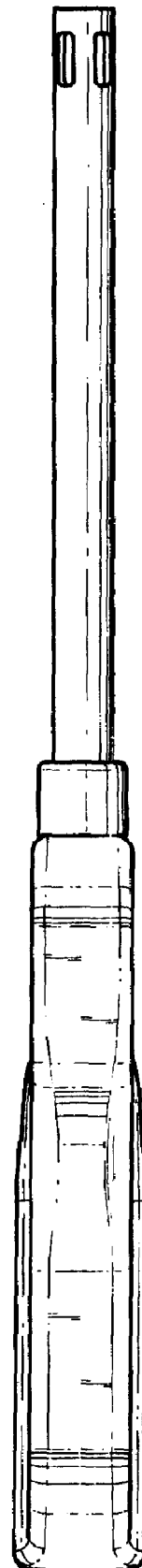


FIG. 7