

(No Model.)

A. W. O'BLENUS.

FOOT MAT.

No. 260,312.

Patented June 27, 1882.

Fig. 1

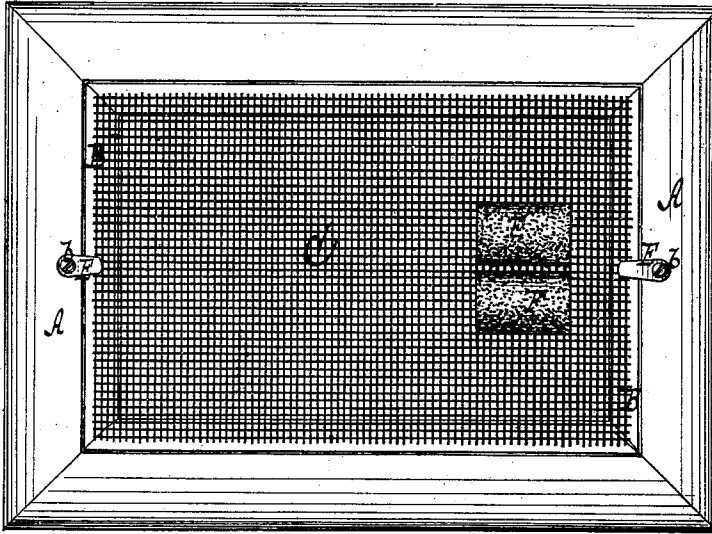


Fig. 2.




Fig. 3.

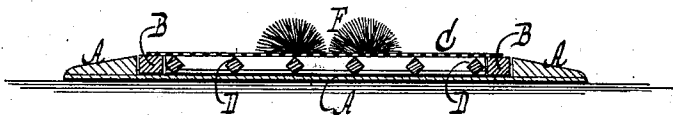
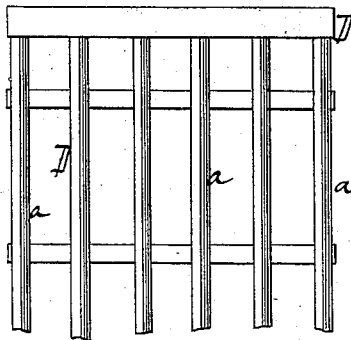


Fig. 4.



WITNESSES:

Otto Stapeland
William Miller

INVENTOR

Anthony W. O'Blenus

BY Van Santvoord & Hauff

ATTORNEYS

UNITED STATES PATENT OFFICE.

ANTHONY W. O'BLENUS, OF NEW YORK, N. Y., ASSIGNOR OF ONE-HALF TO
ROBERT DUNLAP, OF SAME PLACE.

FOOT-MAT.

SPECIFICATION forming part of Letters Patent No. 260,312, dated June 27, 1882.

Application filed March 21, 1882. (No model.)

To all whom it may concern:

Be it known that I, ANTHONY W. O'BLENUS, a citizen of the United States, residing at New York, in the county and State of New York, have invented new and useful Improvements in Foot-Mats, of which the following is a specification.

This invention consists of a foot-mat composed of a tray or shallow box in which a grate is so placed as to form a support for a foot-scraper composed of wire-netting or similar material stretched on a frame and placed over the grate into said tray or box. To this may also be added a foot-wiper in the shape of brushes or of any other suitable form.

This invention is illustrated in the accompanying drawings, in which Figure 1 is a plan view. Fig. 2 is a longitudinal section. Fig. 3 is a cross-section. Fig. 4 is a plan view of part of the grate.

Similar letters indicate corresponding parts. In the drawings, the letter A designates a tray or shallow box, made of wood, sheet metal, or any other suitable material, into which is placed a frame, B, on which is stretched the foot-scraper C, composed of wire-netting or similar material.

Beneath the foot-scraper C, in the tray or box A, is situated a grate, D, composed of rods *a*, so placed that one of the corners of each rod comes against the netting of the foot-scraper, Fig. 3, so that the dirt which comes through the netting falls into the tray or box A, and cannot remain on the rods *a* of the grate D.

E are buttons, which turn on pivots *b*, and are for the purpose of retaining the frame B of the foot-scraper C in its place in the tray A. To the foot-scraper C is secured the foot-wiper F, which in this instance consists of bristles, but may be made of any other suitable material.

The advantages of my foot-mat are that it combines a foot scraper and wiper so arranged that the dirt removed by both falls into a tray, where it cannot be blown about by the wind, and from which it can easily be removed, and that it is simple, cheap, and durable.

What I claim as new, and desire to secure by Letters Patent, is—

1. The combination, in a foot-mat, of a tray or box, A, a foot-scraper, C, composed of wire-netting or similar material, and the grate D, supporting the foot-scraper, substantially as shown and described.

2. The combination of a tray or box, A, a foot-scraper, C, the grate D, and the foot-wiper F, attached to the foot-scraper so as to deposit its dirt into the tray or box A, substantially as hereinbefore set forth.

In testimony whereof I have hereunto set my hand in the presence of two subscribing witnesses.

ANTHONY W. O'BLENUS.

Witnesses:

W. HAUFF,
E. F. KASTENHUBER.