



US00D582467S

(12) **United States Design Patent**
Hsu

(10) **Patent No.:** **US D582,467 S**
(45) **Date of Patent:** **** Dec. 9, 2008**

(54) **PAIR OF GLASSES**

(76) Inventor: **Mei-Chin Hsu**, No. 17, Lane 17, Min Chuan N. Street, Kuei Jen Hsiang, Tainan Hsien (TW)

(**) Term: **14 Years**

(21) Appl. No.: **29/320,156**

(22) Filed: **Jun. 23, 2008**

(51) **LOC (8) Cl.** **16-06**

(52) **U.S. Cl.** **D16/326**

(58) **Field of Classification Search** D16/101, D16/300-342; D29/109-110; D24/110.2; 351/41, 44, 51-52, 62, 158, 92, 103-123, 351/140, 153; 2/426-432, 447-449, 441, 2/434-437; D21/483, 659-661

See application file for complete search history.

(56) **References Cited**

U.S. PATENT DOCUMENTS

D421,765 S * 3/2000 Hsu D16/326
D477,834 S * 7/2003 Sheldon D16/335

D543,572 S * 5/2007 Yee et al. D16/315
D550,757 S * 9/2007 Li D16/326
D565,635 S * 4/2008 Li D16/326

* cited by examiner

Primary Examiner—Raphael Barkai

(57) **CLAIM**

The ornamental design for a pair of glasses, as shown and described.

DESCRIPTION

FIG. 1 is a perspective view of a pair of glasses showing my design;

FIG. 2 is a front elevational view thereof;

FIG. 3 is a rear elevational view thereof;

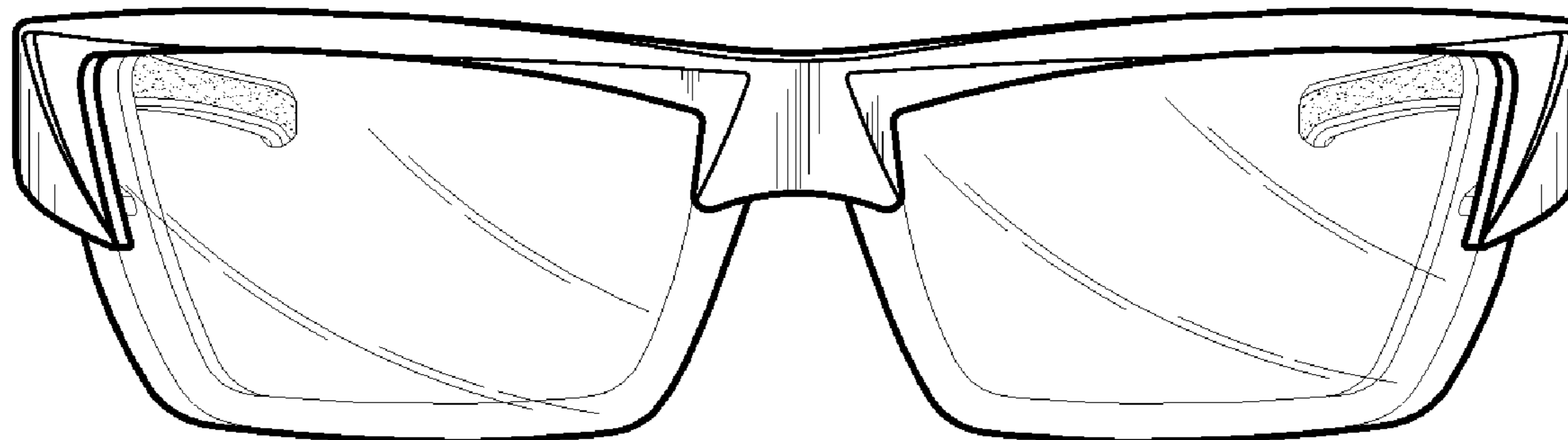
FIG. 4 is a left side elevational view thereof;

FIG. 5 is a right side elevational view thereof;

FIG. 6 is a top plan view thereof; and,

FIG. 7 is a bottom plan view thereof.

1 Claim, 5 Drawing Sheets






FIG. 1

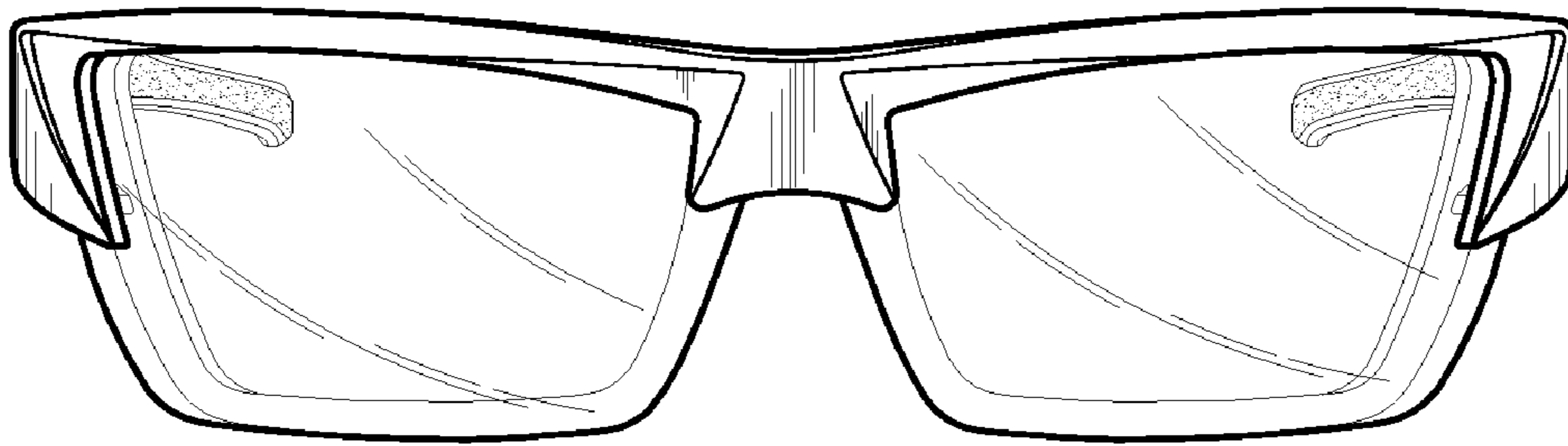


FIG.2

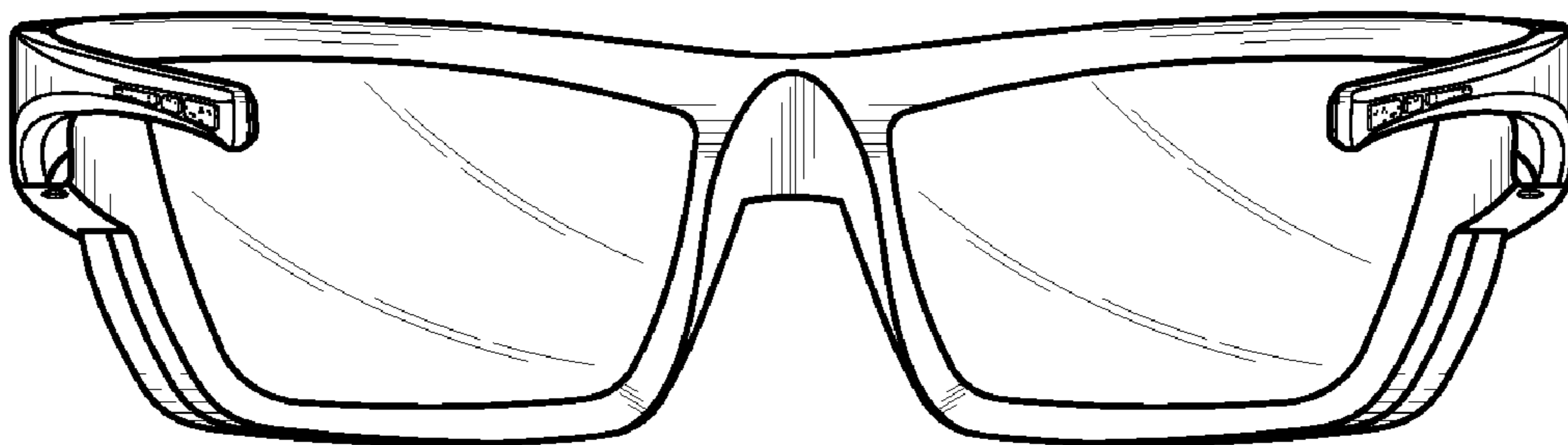


FIG.3




FIG.4




FIG.5

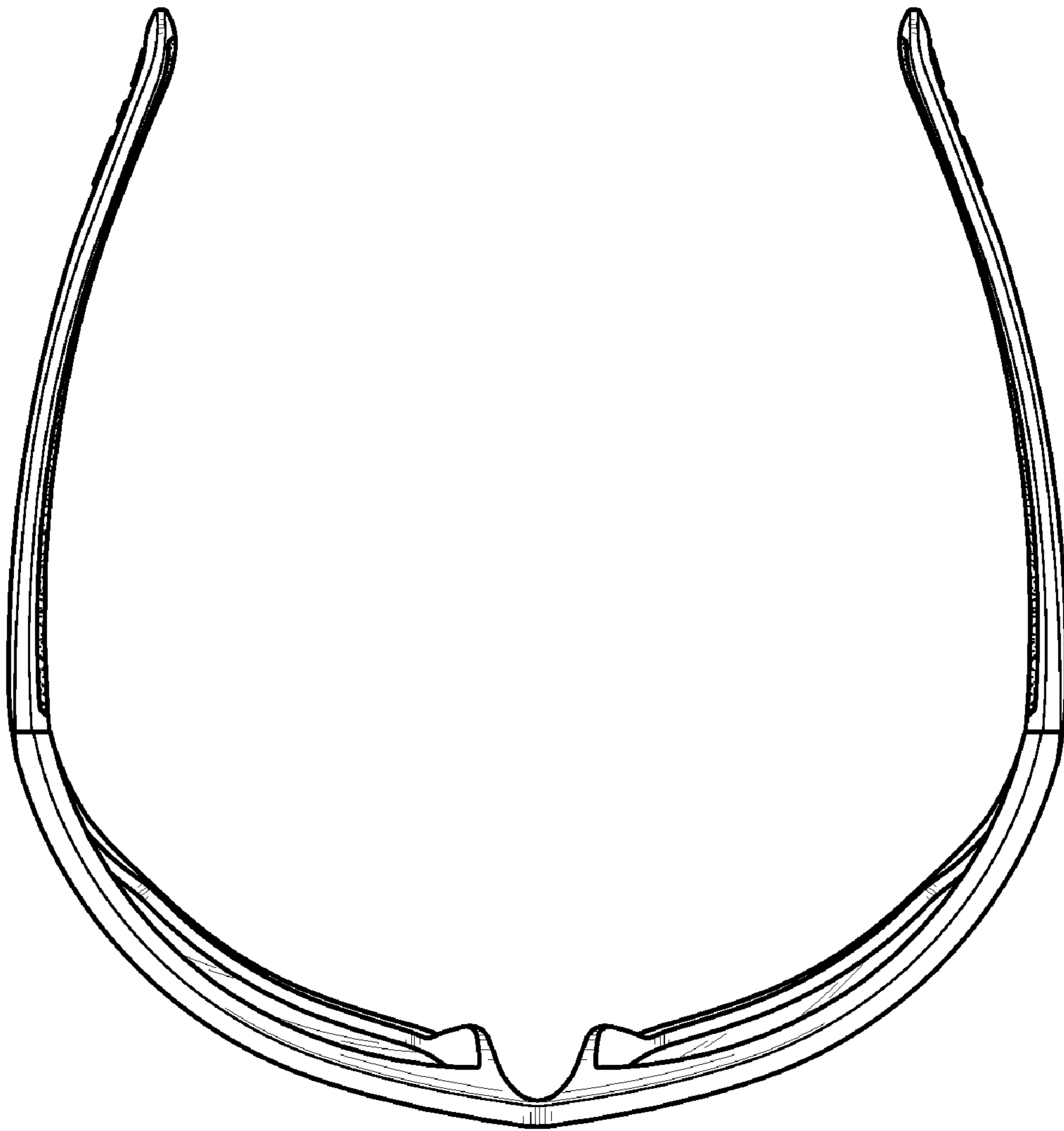


FIG.6

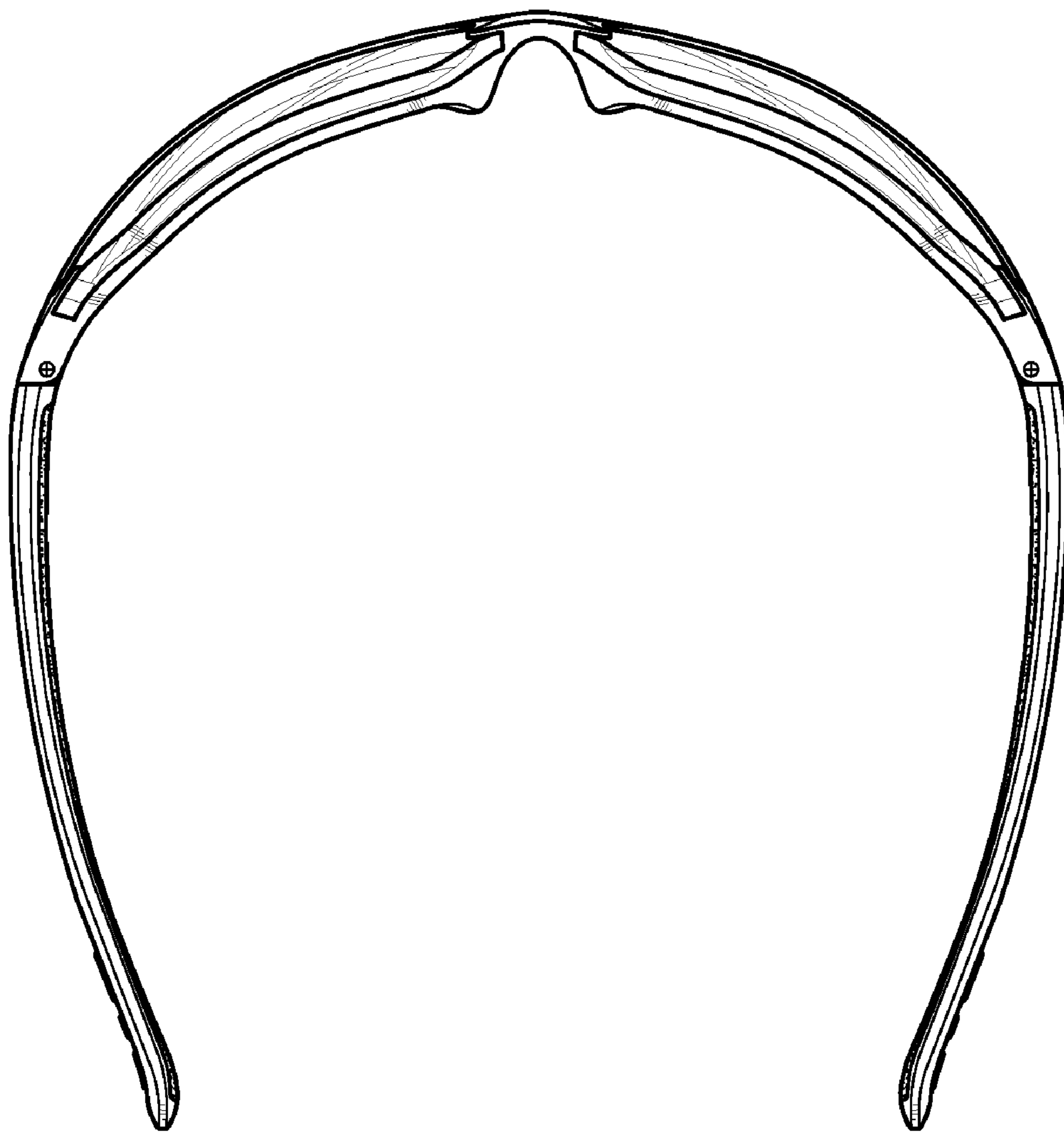


FIG.7