

(12) STANDARD PATENT
(19) AUSTRALIAN PATENT OFFICE

(11) Application No. **AU 2009243811 B2**

(54) Title
Thienopyridone derivatives as AMP-activated protein kinase (AMPK) activators

(51) International Patent Classification(s)
C07D 333/38 (2006.01) **A61P 29/00** (2006.01)
A61P 3/04 (2006.01) **A61P 35/00** (2006.01)
A61P 3/10 (2006.01) **C07D 495/04** (2006.01)

(21) Application No: **2009243811** (22) Date of Filing: **2009.04.08**

(87) WIPO No: **WO09/135580**

(30) Priority Data

(31) Number	(32) Date	(33) Country
08290423.6	2008.05.05	EP

(43) Publication Date: **2009.11.12**

(44) Accepted Journal Date: **2014.04.10**

(71) Applicant(s)
Merck Patent GmbH

(72) Inventor(s)
Hallakou-Bozec, Sophie;Cravo, Daniel;Lepifre, Franck;Charon, Christine

(74) Agent / Attorney
Davies Collison Cave, Level 14 255 Elizabeth Street, Sydney, NSW, 2000

(56) Related Art
WO 2003/101979
US 2005/0038068

(12) INTERNATIONAL APPLICATION PUBLISHED UNDER THE PATENT COOPERATION TREATY (PCT)

(19) World Intellectual Property Organization
International Bureau



(43) International Publication Date
12 November 2009 (12.11.2009)

(10) International Publication Number
WO 2009/135580 A1

(51) International Patent Classification:

C07D 333/38 (2006.01) A61P 3/10 (2006.01)
C07D 495/04 (2006.01) A61P 29/00 (2006.01)
A61P 3/04 (2006.01) A61P 35/00 (2006.01)

(21) International Application Number:

PCT/EP2009/002606

(22) International Filing Date:

8 April 2009 (08.04.2009)

(25) Filing Language:

English

(26) Publication Language:

English

(30) Priority Data:

08290423.6 5 May 2008 (05.05.2008) EP

(71) Applicant (for all designated States except US): **MERCK PATENT GMBH** [DE/DE]; Frankfurter Strasse 250, 64293 Darmstadt (DE).

(72) Inventors; and

(75) Inventors/Applicants (for US only): **CRAVO, Daniel** [FR/FR]; 123, Avenue Jules Ferry, F-78500 Sartrouville (FR). **LEPIFRE, Franck** [FR/FR]; 12 Rue Rameau, F-91160 Longjumeau (FR). **HALLAKOU-BOZEC, Sophie** [FR/FR]; 166 avenue Henri Ginous, F-92120 Montrouge (FR). **CHARON, Christine** [FR/FR]; 1 Chemin de la Justice, F-91940 Gometz-le-Chatel (FR).

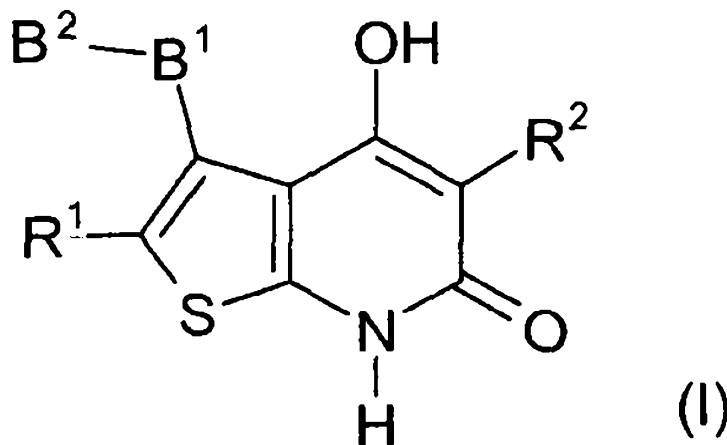
(81) Designated States (unless otherwise indicated, for every kind of national protection available): AE, AG, AL, AM, AO, AT, AU, AZ, BA, BB, BG, BH, BR, BW, BY, BZ, CA, CH, CN, CO, CR, CU, CZ, DE, DK, DM, DO, DZ, EC, EE, EG, ES, FI, GB, GD, GE, GH, GM, GT, HN, HR, HU, ID, IL, IN, IS, JP, KE, KG, KM, KN, KP, KR, KZ, LA, LC, LK, LR, LS, LT, LU, LY, MA, MD, ME, MG, MK, MN, MW, MX, MY, MZ, NA, NG, NI, NO, NZ, OM, PG, PH, PL, PT, RO, RS, RU, SC, SD, SE, SG, SK, SL, SM, ST, SV, SY, TJ, TM, TN, TR, TT, TZ, UA, UG, US, UZ, VC, VN, ZA, ZM, ZW.

(84) Designated States (unless otherwise indicated, for every kind of regional protection available): ARIPO (BW, GH, GM, KE, LS, MW, MZ, NA, SD, SL, SZ, TZ, UG, ZM, ZW), Eurasian (AM, AZ, BY, KG, KZ, MD, RU, TJ, TM), European (AT, BE, BG, CH, CY, CZ, DE, DK, EE, ES, FI, FR, GB, GR, HR, HU, IE, IS, IT, LT, LU, LV, MC, MK, MT, NL, NO, PL, PT, RO, SE, SI, SK, TR), OAPI (BF, BJ, CF, CG, CI, CM, GA, GN, GQ, GW, ML, MR, NE, SN, TD, TG).

Published:

— with international search report (Art. 21(3))

(54) Title: THIENOPYRIDONE DERIVATIVES AS AMP-ACTIVATED PROTEIN KINASE (AMPK) ACTIVATORS



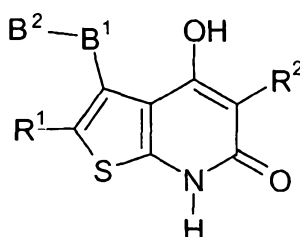
(57) Abstract: The present invention relates to compounds of formula (I) wherein R¹, R² and B¹, B² are as defined in claim 1, including pharmaceutical compositions thereof and for their use in the treatment and/or prevention of diseases and disorders modulated by AMP agonists. The invention is also directed to intermediates and to a method of preparation of compounds of formula (I).

THIENOPYRIDONE DERIVATIVES AS AMP- ACTIVATED PROTEIN KINASE (AMPK) ACTIVATORS

FIELD OF THE INVENTION

5

The invention relates to thienopyridone derivatives that are activators of AMPK-activated protein kinase (AMPK) of formula (I).



formula (I)

10

The invention also relates to the preparation and use of these thienopyridones in the treatment of disorders such as diabetes, metabolic syndrome, obesity, cancer, inflammation.

15 BACKGROUND OF THE INVENTION

The invention had the object of finding novel compounds having valuable properties, in particular those which can be used for the preparation of medicaments.

20

The present invention relates to compounds that are useful in the treatment and/or prevention of diseases such as diabetes, metabolic syndrome, obesity, cancer, inflammation.

Also provided are methods of treating diseases and disorders which can be treated by activating AMPK, comprising administering an effective amount of a compound of this invention.

25

The present invention therefore relates to compounds according to the invention as medicaments and/or medicament active ingredients in the treatment and/or prophylaxis of the said diseases and to the use of compounds according to the invention for the preparation of a pharmaceutical for the treatment and/or prophylaxis of the said diseases and also to a process for the treatment of the said diseases which comprises the administration of one or more compounds according to the invention to a patient in need of such an administration.

Surprisingly we have found that thienopyridone derivatives activate AMPK; therefore, these compounds are especially suitable for the prevention and treatment of diabetes, metabolic syndrome, obesity, cancer, inflammation. It has been found that the compounds according to the invention and salts thereof have very valuable pharmacological properties while being well tolerated. In particular, they exhibit AMPK activating effects.

The host or patient may belong to any mammal species, for example a primate species, particularly humans; rodents, including mice, rats and hamsters; rabbits; horses, cows, dogs, cats, etc. Animal models are of interest for experimental investigations, where they provide a model for the treatment of a human disease.

AMPK is well established as a sensor and regulator of cellular energy homeostasis (Hardie D.G. and Hawley S.A; "AMP-activated protein kinase: the energy charge hypothesis revisited" *Bioassays*, 23, 1112, (2001), Kemp B.E. et al. "AMP-activated protein kinase, super metabolic regulator", *Biochem; Soc. Transactions*, 31, 162 (2003)). Allosteric activation of this kinase due to rising AMP levels occurs in states of cellular energy depletion. The resulting serine/Threonine phosphorylation of target enzymes leads to an adaptation of cellular metabolism to low energy state. The net effect of AMPK activation induced changes is inhibition of ATP consuming processes and activation of ATP generating pathways, and therefore regeneration of ATP stores. Examples of AMPK substrates include acetyl-CoA carboxylase (ACC) and HMG-CoA –

reductase (Carling D. et al., "A common bicyclic protein kinase cascade inactivates the regulatory enzymes of fatty acid and cholesterol biosynthesis", FEBS letters, 223, 217 (1987)). Phosphorylation and therefore inhibition of ACC leads to a decrease in fatty acid synthesis (ATP-consuming) and at the same time to an increase in fatty acid oxidation (ATP-generating). Phosphorylation and resulting inhibition of HMG-CoA-reductase leads to a decrease in cholesterol synthesis. Other substrates of AMPK include hormone sensitive lipase (Garton A. J. et al. 'phosphorylation of bovine hormone-sensitive lipase by AMP-activated protein kinase; A possible antilipolytic mechanism', Eur. J. Biochem. 179, 249, (1989)), glycerol-3-phosphate acyltransferase (Muoio D. M. et al. "AMP-activated kinase reciprocally regulates triacylglycerol synthesis and fatty acid oxidation in liver and muscle: evidence that sn-glycerol-3-phosphate acyltransferase is a novel target", Biochem. J., 338, 783, (1999)), malonyl-CoA decarboxylase (Sarah A. K. et al., "activation of malonyl- CoA decarboxylase in rat skeletal muscle by contraction and the AMP-activated protein kinase activator -D-ribofuranoside", J. Biol. Chem., 275, 5-aminoimidazole-4-carboxamide-1- 24279, (2000)).

AMPK is also implicated in the regulation of liver metabolism. Elevated glucose production by the liver is a major cause of fasting hyperglycemia in T2D (Saltiel et al., "new perspectives into the molecular pathogenesis and treatment of type 2 diabetes, cell 10, 517-529 (2001)). Gluconeogenesis in the liver is regulated by multiple enzymes such as phosphoenolpyruvate carboxykinase (PEPCK) and glucose-6-phosphatase –G6Pase). Activation of AMPK suppresses the transcription of these genes in hepatoma cells (Lochhead et al, "5-aminoimidazole-4-carboxamide riboside, mimics the effects of insulin on the expression of the 2 key gluconeogenic genes PEPCK and glucose-6-phosphatase, Diabetes, 49,896-903 (2000)).

AMPK activation also down-regulates gluconeogenesis acting on some other genes expression. These effects may be due to its ability to down- regulate key transcription factors such as SREBP-1c (Zhou G. et al., "Role of AMP-activated protein kinase in mechanism of metformin action", J. Clin. Invest., 108, 1167 (2001)), ChREBP (Kawaguchi T. et al., "mechanism for fatty acids sparing effect

on glucose induced transcription: regulation of carbohydrate response element binding protein by AMP-activated protein kinase" J. Biol. Chem. 277, 3829 involved in (Leclerc I. et al., "Hepatocyte nuclear factor-4 (2001)) or HNF-4 type 1 maturity-onset diabetes of the young is a novel target of AMP-activated protein kinase" Diabetes, 50, 1515 (2001)) or by direct phosphorylation of transcriptional coactivators such as p300 (Yang W; et al., "Regulation of transcription by AMP-activated protein kinase; Phosphorylation of p300 blocks its interaction with nuclear receptors" J. Biol. Chem. 276, 38341 (2001)) and TORC2.

AMPK is considered as an attractive candidate for contraction-induced skeletal muscle glucose uptake because it is activated in parallel with elevation in AMP and a reduction in creatine phosphate energy stores (Hutber et al. "Electrical stimulation inactivates muscle acetyl - CoA carboxylase and increases AMP-activated protein kinase" Am. J. Physiol. Endocrinol. Metab. 272, E262-E266 (1997)). Furthermore, AICAR-induced activation of AMPK increases glucose uptake (Merrill et al. "AICA Riboside increases AMP-activated protein kinase, fatty acid oxidation and glucose uptake in rat muscle" Am. J. Physiol. Endocrinol. Metab. 273, E1107-E1112 (1997)) concomitantly with glucose transporter 4 (GLUT4) fusion with plasma membrane (Kurth-Kraczek "5'-AMP-activated protein kinase activation causes GLUT4 translocation in skeletal muscle, Diabetes, 48, 21667-1671 (1999)). Over expression of an kinase dead subunit in skeletal muscle abolishes AICAR, but partially impairs contraction-stimulated glucose uptake (Mu J. et al. "A role for AMP-activated protein kinase in contraction and hypoxia-regulated glucose transport in skeletal muscle, Mol. Cell. 7, 1085-1094 (2001)). These findings suggest that additional pathways mediate contraction induced glucose uptake whereas it is apparent that AMPK mediates the effects of AICAR on glucose uptake.

Despite extensive study on upstream stimuli that activate AMPK, investigation on the downstream substrate(s) of AMPK-mediated glucose uptake is lacking.

More recent reports revealed that Akt substrate of 160kDa (AS160) is an important substrate downstream of Akt that is involved in insulin-stimulated glucose uptake. In addition to insulin, contraction and activation of AMPK by

AICAR is associated with increased phosphorylation of AS160 in rodent skeletal muscle. Phosphorylation of AS160 is impaired or abolished in skeletal muscle from AMPK $\alpha 2$ knockout, $\alpha 3$ knockout, and $\alpha 2$ -kinase dead mice in response to AICAR treatment (Treeback et al. AMPK-mediated AS160 phosphorylation in skeletal muscle is dependent on AMPK catalytic and regulatory subunits, Diabetes (2006)). This corroborates findings of impaired AICAR-stimulated glucose uptake in skeletal muscle of these mice (Jorgensen S.B. et al. Knockout of the $\alpha 2$ but not $\alpha 1$ 5'-AMP-activated protein kinase isoform abolishes 5-aminoimidazole-4-carboxamide-1 β -D-ribofuranoside but not contraction-induced glucose uptake in skeletal muscle, J. Biol. Chem. 279, 1070-1079 (2004)). Therefore, AS160 appeared to be a downstream target of AMPK in mediating glucose uptake in skeletal muscle.

Taken together all these metabolic effects provide evidence that AMPK suppresses liver gluconeogenesis and lipid production, while decreasing hepatic lipid deposition via increased lipid oxidation, thus improving the glucose and lipid profile in T2D.

More recently an involvement of AMPK in the regulation of not only cellular but also whole body energy metabolism has become apparent. It was shown that the adipocyte-derived hormone leptin leads to a stimulation of AMPK and therefore to an increase in fatty acid oxidation in skeletal muscle (Minokoshi Y. et al, "leptin stimulates fatty-acid oxidation by activating AMP activated protein kinase", Nature, 415, 339 (2002)). Adiponectin another adipocyte derived hormone leading to improved carbohydrate and lipid metabolism, has been demonstrated to stimulate AMPK liver and skeletal muscle (Yamanauchi T. et al., "adiponectin stimulates glucose utilization and fatty acid oxidation by activating AMP-activated protein kinase", Nature Medicine, 8, 1288, (2002)), Tomas E. et al., "Enhanced muscle fat oxidation and glucose transport by ACRP30 globular domain: Acetyl-CoA carboxylase inhibition and AMP-activated protein kinase activation" PNAS, 99, 16309, (2002)). The activation of AMPK in these circumstances seems to be independent of increasing cellular AMP levels but rather due to phosphorylation by one or more yet to be identified upstream kinases.

Based on the knowledge of the above-mentioned consequences of AMPK activation, profound beneficial effects would be expected from in vivo activation of AMPK. In liver, decreased expression gluconeogenic enzymes would reduce hepatic glucose output and improve overall glucose homeostasis, and both
5 direct inhibition and/or reduced expression of key enzymes in lipid metabolism would increase glucose uptake and fatty acid oxidation with resulting improvement of glucose homeostasis and, due to a reduction in intra-myocyte triglyceride accumulation, to improved insulin action. Finally, the increase in energy expenditure should lead to a decrease in body weight. The combination
10 of these effects in the metabolic syndrome would be expected to significantly reduce the risk for acquiring cardiovascular diseases.

Several studies in rodents support this hypothesis (Bergeron R. et al. "Effect of 5-aminoimidazole-4-carboxamide-1(beta)-D-rifuranoside infusion on in vivo glucose metabolism in lean and obese Zucker rats", *Diabetes*, 50, 1076 (2001),
15 Song S.M. et al., 5- aminoimidazole-4-dicarboxamide ribonucleoside treatment improves glucose homeostasis in insulin-resistant diabeted (ob/ob) mice", *Diabetologia*, 45, 56 (2002), Halseth A.E. et al., "Acute and chronic treatment of ob/ob and db/db mice with AICAR decreases blood glucose concentrations", *Biochem. and Biophys. Res. Comm.*, 294, 798 (2002), Buhl E. S. et al., " Long-term AICAR administration reduces metabolic disturbances and lowers blood
20 pressure in rats displaying feature of the insulin resistance syndrome", *Diabetes*, 51, 2199 (2002)). Until recently most in vivo studies have relied on the AMPK activator AICAR, a cell permeable precursor of ZMP. ZMP acts as an intracellular AMP mimic and, when accumulated to high enough levels, is able
25 to stimulate AMPK activity (Corton J.M. et al. "5- aminoimidazole-4-dicarboxamide ribonucleoside, a specific method for activating AMP-activated protein kinase in intact cells?", *Eur. J. Biochem.*, 229, 558 (1995)). However, ZMP also acts as an AMP mimic in the regulation of other enzymes, and therefore not a specific AMPK activator (Musi N. and Goodyear L. J., "Targeting
30 the AMP-activated protein kinase for the treatment of type 2 diabetes", *Current Drug Targets-immune, Endocrine and Metabolic Disorders*, 2 119 (2002)). Several in vivo studies have demonstrated beneficial effects of both acute and

chronic AICAR administration in rodent models of obesity and type 2 diabetes (Bergeron R. et al., "Effect of 5-aminoimidazole-4-carboximide-1 β -D ribofuranoside infusion on in vivo glucose metabolism in lean and obese Zucker rats", *Diabetes*, 50, 1076, (2001), Song S.M. et al., " 5-aminoimidazole-4-
5 carboxamide ribonucleotide treatment improves glucose homeostasis in insulin resistant diabetic (ob/ob) mice" , *Diabetologia*, 45, 56, (2002), Halseth A.E. et al., "Acute and chronic treatment of ob/ob and db/db mice with AICAR decreases blood glucose concentrations" *Biochem. Biophys. Res. Comm.* 294, 798, (2002), Buhl E. S. et al., " Long-term AICAR administration reduces
10 metabolic disturbances and lowers blood pressure in rats displaying feature of the insulin resistance syndrome", *Diabetes*, 51, 2199 (2002)). For example, 7 week AICAR administration in the obese Zucker (fa/fa) rat leads to a reduction in plasma triglycerides and free fatty acids, an increase in HDL cholesterol, and a normalisation of glucose metabolism as assessed by an oral glucose
15 tolerance test (Minokoshi Y. et al., "Leptin stimulates fatty-acid oxidation by activating AMP-activated protein kinase", *Nature*, 415, 339, -2002)). In both ob/ob and db/db mice, 8 day AICAR administration reduces blood glucose by 35% (Halseth A.E. et al., "Acute and chronic treatment of ob/ob and db/db mice with AICAR decreases blood glucose concentrations", *Biochem. Biophys. Res. Comm.*, 294, 798 (2002)). In addition to AICAR, it was found that the diabetes
20 drug metformin can activate AMPK in vivo at high concentrations (Zhou G. et al., "Role of AMP-activated protein kinase in mechanism of metformin action", *J. Clin. Invest.*, 108, 1167, (2001), Musi N. et al., " Metformin increases AMP-activated protein kinase activity in skeletal muscle of subjects with type 2
25 diabetes", *Diabetes*, 51, 2074, (2002)), although it has to be determined to what extent its antidiabetic action relies on this activation. As with leptin and adiponectin, the stimulatory effect of metformin is indirect via activation of an upstream kinase (Zhou G. et al., "Role of AMP-activated protein kinase in mechanism of metformin action", *J. Clin. Invest.*, 108, 1167, (2001)).
30 More recently, a small molecule AMPK activator have been described. This direct AMPK activator, named A-769662, a member of the Thienopyridone family in vivo induces a decrease in plasma glucose and triglycerides (Cool. B.

et al., "Identification and characterization of a small molecule AMPK activator that treats key components of type 2 diabetes and the metabolic syndrome", *cell Metab.*, 3, 403-416, (2006)).

5 In addition to pharmacologic intervention, several transgenic mouse models have been developed in the last years, and initial results are becoming available. Expression of dominant negative AMPK in skeletal muscle of transgenic mice has demonstrated the AICAR effect on stimulation of glucose transport is dependant of AMPK activation (Mu J. et al., "Role for AMP-activated protein kinase in contraction and hypoxia regulated glucose transport in skeletal muscle", *Molecular Cell*, 7, 1085, (2001)), and therefore likely not caused by non-specific ZMP effects. Similar studies in other tissues will help to further define the consequences of AMPK activation. It is expected that pharmacologic activation of AMPK will have benefits in the metabolic syndrome with improved glucose and lipid metabolism and a reduction in body weight. To qualify a patient as having metabolic syndrome, three out of the five following criteria must be met: elevated blood pressure above 130/85mmHg, fasting blood glucose above 110mg/dl, abdominal obesity above 40" (men) or 35" (women) waist circumference, and blood lipid changes as defined by increase in triglycerides above 150mg/dl or decrease HDL cholesterol below 40mg/dl (men) or 50mg/dl (women). Therefore, the combined effects that may be achieved through activation of AMPK in a patient who qualifies as having metabolic syndrome would raise the interest of this target.

25 Stimulation of AMPK has been shown stimulate expression of uncoupling protein 3 (UCP3) skeletal muscle (Zhou m. et al., "UCP-3 expression in skeletal muscle: effects of exercise, hypoxia, and AMP-activated protein kinase", *AM. J. Physiol. Endocrinol. Metab.*, 279, E622, (2000)) and might therefore be a way to prevent damage from reactive oxygen species. Endothelial NO synthase (eNOS) has been shown to be activated through AMPK mediated phosphorylation (Chen Z.-P. et al., "AMP-activated protein kinase phosphorylation of endothelial NO synthase", *FEBS Letters*, 443, 285, (1999)), therefore AMPK activation can be used to improve local circulatory systems.

30

AMPK has a role in regulating the mTOR pathway. mTOR is a serine/threonine kinase and is a key regulator of protein synthesis. To inhibit cell growth and protect cells from apoptosis induced by glucose starvation, AMPK

5 phosphorylates TSC2 at Thr-1227 and Ser-1345 increasing the activity of the TSC1 and TSC-2 complex to inhibit m-TOR. In addition, AMPK inhibits mTOR action by phosphorylation on Thr-2446. Thus, AMPK indirectly and directly inhibits the activity of mTOR to limit protein synthesis. AMPK may also be a therapeutic target for many cancers that have constitutive activation of the

10 PI3K-Akt signalling pathway. Treatment of various cancer cell lines by AICAR attenuated the cell proliferation both in vitro and in vivo studies (Giri R; R., "5-Aminoimidazole-4-carboxamide-1-beta-4- ribofuranoside inhibits cancer cell proliferation in vitro and in vivo via AMP-activated protein kinase (AMPK", J. Biol. Chem. (2005)). Two reports link the treatment of metformin with a lower risk of cancer in diabetic patients (Evans J.M. "Metformin and reduced risk of

15 cancer in diabetic patients", BMJ, 330,1304-1305, (2005))

The activation of AMPK by AICAR has been shown to reduce expression of the lipogenic enzymes FAS and ACC, resulting in suppression of proliferation in prostate cancer cells. Many cancer cells display a markedly increased rate of de

20 novo fatty acid synthesis correlated with high levels of FAS. Inhibition of FAS suppresses cancer cell proliferation and induces cell death. Thus, AMPK activation and inhibition of FAS activity is a clear target for pharmacological therapy of cancers.

In some publications it has been described that AICAR as an AMPK activator

25 exerts anti-inflammatory diseases. It has been observed that AICAR attenuates the production of proinflammatory cytokines and mediators (S. Giri et al. J. Neuroscience 2004, 24:479-487), AICAR in rat model and in vitro attenuates EAE progression by limiting infiltration of leucocytes across blood brain barrier (BBB) (N. Nath. Et al. J. of Immunology 2005, 175:566-574; R. Prasad et al. J.

30 Neurosci Res. 2006, 84:614-625) and it has been suggested recently that AMPK activating agents act as anti-inflammatory agents and can hold a

2009243811 10 Mar 2014

- 10 -

therapeutic potential in Krabbe disease/twitcher disease (an inherited neurological disorder) (S.Giri et al. J. Neurochem. 2008, Mar 19).

PRIOR ART

US 5,602,144 discloses thienopyridone derivatives for the treatment of cerebral ischemia or schizophrenia.

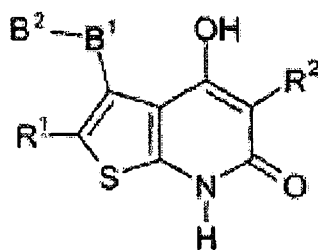
US 7,119,205 discloses thienopyridones derivatives for the treatment useful for the treatment of diabetes, obesity as AMPK activators.

WO2007019914 discloses thienopyridone derivatives for the treatment useful for the treatment of diabetes, obesity as AMPK activators.

The reference in this specification to any prior publication (or information derived from it), or to any matter which is known, is not, and should not be taken as an acknowledgment or admission or any form of suggestion that that prior publication (or information derived from it) or known matter forms part of the common general knowledge in the field of endeavour to which this specification relates.

SUMMARY OF THE INVENTION

In a first aspect, the present invention provides a compound of the formula (I)



formula (I)

in which:

- R¹ denotes H or Hal,
- R² denotes phenyl, which can be substituted with CN, or denotes pyridyl,
- B¹ denotes 2,5-pyridinyl, 1,3- or 1,4-phenylene, which can be substituted with methoxy and hydroxy groups,

2009243811 10 Mar 2014

- 11 -

B² denotes:

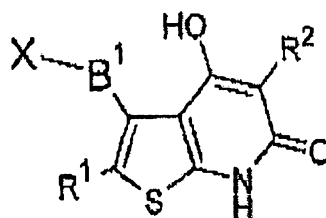
phenyl, optionally substituted with one or two groups selected from hydroxyl, methoxy, hydroxymethyl, Hal, methyl, trifluoromethyl, cyano, methylsulfonyl, methoxycarbonyl, trifluoromethoxy, or carboxy; or

furanyl, pyridine-4-yl, pyridine-3-yl, or 1,3-benzodioxane-5-yl optionally substituted with one or two groups selected from hydroxyl, methoxy, hydroxymethyl, Hal, methyl, trifluoromethyl, cyano, methoxycarbonyl or carboxy, and

Hal denotes F, Cl, Br or I,

or a pharmaceutically usable salt thereof.

In a second aspect, the present invention provides a process for the preparation of a compound of formula (I) according to the first aspect or a pharmaceutically usable salt thereof, wherein a compound of formula (II)



formula (II)

wherein R¹, R² and B¹ have the meanings indicated in the first aspect and X is Cl, Br or I, is reacted in a Suzuki reaction with a boronic acid derivative B²-B(OH)₂, in which B² has the meaning indicated in the first aspect, and/or a base or acid of the formula I is converted into one of its salts.

In a third aspect, the present invention provides a medicament comprising at least one compound of formula (I) according to the first aspect, and/or a pharmaceutically usable salt thereof.

Some preferred compounds of formula (I) are the following:

3-biphenyl-4-yl- 4-hydroxy-5-phenyl-6,7-dihydro-thieno[2,3-b]pyridin-6-one,
4-hydroxy-3-(2'-methoxybiphenyl-4-yl)-5-phenyl-6,7-dihydro-thieno[2,3-b]pyridin-6-one,

2009243811 10 Mar 2014

- 11a -

2-chloro-4-hydroxy-3-(2'-methoxybiphenyl-4-yl)-5-phenyl-6,7-dihydro-thieno[2,3-b]pyridin-6-one,
4-hydroxy-3-(2'-hydroxybiphenyl-4-yl)-5-phenyl-6,7-dihydro-thieno[2,3-b]pyridin-6-one,
2-chloro-4-hydroxy-3-(2'-hydroxybiphenyl-4-yl)-5-phenyl-6,7-dihydro-thieno[2,3-b]pyridin-6-one,
3-(2'-fluorobiphenyl-4-yl)-4-hydroxy-5-phenyl-6,7-dihydro-thieno[2,3-b]pyridin-6-one,
4-hydroxy-3-(2'-methylbiphenyl-4-yl)-5-phenyl-6,7-dihydro-thieno[2,3-b]pyridin-6-one,
4-hydroxy-5-phenyl-3-(2'-trifluoromethylbiphenyl-4-yl)-6,7-dihydro-thieno[2,3-b]pyridin-6-one,
4-hydroxy-3-(3'-hydroxybiphenyl-4-yl)-5-phenyl-6,7-dihydro-thieno[2,3-b]pyridin-6-one,

- 3-(3'-fluorobiphenyl-4-yl)-4-hydroxy-5-phenyl-6,7-dihydro-thieno[2,3-b]pyridin-6-one,
4-hydroxy-3-(3'-methylbiphenyl-4-yl)-5-phenyl-6,7-dihydro-thieno[2,3-b]pyridin-6-one,
5 4-hydroxy-3-(4'-hydroxybiphenyl-4-yl)-5-phenyl-6,7-dihydro-thieno[2,3-b]pyridin-6-one,
3-(4'-fluorobiphenyl-4-yl)-4-hydroxy-5-phenyl-6,7-dihydro-thieno[2,3-b]pyridin-6-one,
4-hydroxy-3-(4'-methylbiphenyl-4-yl)-5-phenyl-6,7-dihydro-thieno[2,3-b]pyridin-
10 6-one,
4-hydroxy-5-phenyl-3-(3'-trifluoromethylbiphenyl-4-yl)-6,7-dihydro-thieno[2,3-b]pyridin-6-one,
4-hydroxy-5-phenyl-3-(4'-trifluoromethylbiphenyl-4-yl)-6,7-dihydro-thieno[2,3-b]pyridin-6-one,
15 3-(3'-cyanobiphenyl-4-yl)-4-hydroxy-5-phenyl-6,7-dihydro-thieno[2,3-b]pyridin-6-one,
4-hydroxy-5-phenyl-3-(4'-trifluoromethoxybiphenyl-4-yl)-6,7-dihydro-thieno[2,3-b]pyridin-6-one ,
3-(4'-cyanobiphenyl-4-yl)-4-hydroxy-5-phenyl-6,7-dihydro-thieno[2,3-b]pyridin-6-
20 one,
4-hydroxy-3-(4'-methylsulfonylbiphenyl-4-yl)-5-phenyl-6,7-dihydro-thieno[2,3-b]pyridin-6-one,
3-(4'-fluoro-2'-hydroxybiphenyl-4-yl)-4-hydroxy-5-phenyl-6,7-dihydro-thieno[2,3-b]pyridin-6-one,
25 3-biphenyl-4-yl-5-(4-cyanophenyl)-4-hydroxy-6,7-dihydro-thieno[2,3-b]pyridin-6-one,
3-(4'-fluorobiphenyl-4-yl)-4-hydroxy-5-pyridin-4-yl-6,7-dihydro-thieno[2,3-b]pyridin-6-one,
4-hydroxy-3-(4'-methylbiphenyl-4-yl)-5-pyridin-4-yl-6,7-dihydro-thieno[2,3-b]pyridin-6-one,
30 b]pyridin-6-one,
Methyl 4'-(4-hydroxy-6-oxo-5-pyridin-4-yl-6,7-dihydro-thieno[2,3-b]pyridin-3-yl)biphenyl-4-carboxylate,

3-biphenyl-4-yl- 4-hydroxy-5-pyridin-4-yl-6,7-dihydro-thieno[2,3-b]pyridin-6-one,
3-[4-(3-furyl)phenyl]-4-hydroxy-5-pyridin-4-yl-6,7-dihydro-thieno[2,3-b]pyridin-6-one,

5 4-hydroxy-3-(2'-hydroxybiphenyl-4-yl)-5-pyridin-4-yl-6,7-dihydro-thieno[2,3-b]pyridin-6-one,

4-hydroxy-3-(4'-hydroxybiphenyl-4-yl)-5-pyridin-4-yl-6,7-dihydro-thieno[2,3-b]pyridin-6-one,

4-hydroxy-5-pyridin-4-yl-3-(4-pyridin-4-ylphenyl)- 6,7-dihydro-thieno[2,3-b]pyridin-6-one,

10 4-hydroxy-3-(2'-hydroxybiphenyl-4-yl)-5-pyridin-3-yl-6,7-dihydro-thieno[2,3-b]pyridin-6-one,

3-(2'-fluorobiphenyl-4-yl)-4-hydroxy-5-pyridin-3-yl-6,7-dihydro-thieno[2,3-b]pyridin-6-one,

15 3-(3'-fluorobiphenyl-4-yl)-4-hydroxy-5-pyridin-3-yl-6,7-dihydro-thieno[2,3-b]pyridin-6-one,

3-(4'-fluorobiphenyl-4-yl)-4-hydroxy-5-pyridin-3-yl-6,7-dihydro-thieno[2,3-b]pyridin-6-one,

4-hydroxy-3-(2'-methylbiphenyl-4-yl)-5-pyridin-3-yl-6,7-dihydro-thieno[2,3-b]pyridin-6-one,

20 4-hydroxy-3-(3'-methylbiphenyl-4-yl)-5-pyridin-3-yl-6,7-dihydro-thieno[2,3-b]pyridin-6-one,

4-hydroxy-3-(4'-methylbiphenyl-4-yl)-5-pyridin-3-yl-6,7-dihydro-thieno[2,3-b]pyridin-6-one,

25 4-hydroxy-3-[4-(3-furyl)phenyl]-5-pyridin-3-yl-6,7-dihydro-thieno[2,3-b]pyridin-6-one,

4-hydroxy-3-(3'-hydroxymethylbiphenyl-4-yl)-5-pyridin-3-yl-6,7-dihydro-thieno[2,3-b]pyridin-6-one,

4-hydroxy-5-pyridin-3-yl-3-(4-pyridin-3-ylphenyl)- 6,7-dihydro-thieno[2,3-b]pyridin-6-one,

30 3-(2',4'-dimethoxybiphenyl-4-yl)-4-hydroxy-5-phenyl-6,7-dihydro-thieno[2,3-b]pyridin-6-one,

- 3-(4'-fluoro-2'-methoxybiphenyl-4-yl)-4-hydroxy-5-phenyl-6,7-dihydro-thieno[2,3-b]pyridin-6-one,
4-hydroxy-3-(2',4'-dihydroxybiphenyl-4-yl)-5-phenyl-6,7-dihydro-thieno[2,3-b]pyridin-6-one,
5 4-hydroxy-3-(3',5'-dimethoxybiphenyl-4-yl)-5-phenyl-6,7-dihydro-thieno[2,3-b]pyridin-6-one,
4-hydroxy-3-(2-methoxybiphenyl-4-yl)-5-phenyl-6,7-dihydro-thieno[2,3-b]pyridin-6-one,
4-hydroxy-3-(4'-methyl-2-methoxybiphenyl-4-yl)-5-phenyl-6,7-dihydro-
10 thieno[2,3-b]pyridin-6-one,
3-(4'-fluoro-2-methoxybiphenyl-4-yl)-4-hydroxy-5-phenyl-6,7-dihydro-thieno[2,3-b]pyridin-6-one,
4-hydroxy-3-(4'-hydroxy-2-methoxybiphenyl-4-yl)-5-phenyl-6,7-dihydro-thieno[2,3-b]pyridin-6-one,
15 4-hydroxy-3-(2'-hydroxy-2-methoxybiphenyl-4-yl)-5-phenyl-6,7-dihydro-thieno[2,3-b]pyridin-6-one,
4-hydroxy-3-(2-hydroxy-4'-methylbiphenyl-4-yl)-5-phenyl-6,7-dihydro-thieno[2,3-b]pyridin-6-one,
4-hydroxy-3-(2,4'-hydroxybiphenyl-4-yl)-5-phenyl-6,7-dihydro-thieno[2,3-b]pyridin-6-one,
20 4'-(4-hydroxy-6-oxo-5-phenyl-6,7-dihydro-thieno[2,3-b]pyridin-3-yl)-2'-methoxybiphenyl-4-carboxylic acid,
2'-hydroxy-4'-(4-hydroxy-6-oxo-5-phenyl-6,7-dihydro-thieno[2,3-b]pyridin-3-yl)biphenyl-4-carboxylic acid,
25 4-hydroxy-3-(2-methoxy-2'-methylbiphenyl-4-yl)-5-phenyl-6,7-dihydro-thieno[2,3-b]pyridin-6-one,
4-hydroxy-3-(3'-hydroxymethyl-2-methoxybiphenyl-4-yl)-5-phenyl-6,7-dihydro-thieno[2,3-b]pyridin-6-one,
4-hydroxy-3-[3-methoxy-4-pyridin-3-ylphenyl]-5-phenyl-6,7-dihydro-thieno[2,3-b]pyridin-6-one,
30 4-hydroxy-3-[2-hydroxy-4-pyridin-4-ylphenyl]-5-phenyl-6,7-dihydro-thieno[2,3-b]pyridin-6-one,

- 4-hydroxy-3-(3'-hydroxymethylbiphenyl-4-yl)-5-phenyl-6,7-dihydro-thieno[2,3-b]pyridin-6-one,
4-hydroxy-3-(4'-hydroxymethylbiphenyl-4-yl)-5-phenyl-6,7-dihydro-thieno[2,3-b]pyridin-6-one,
5 4'-(4-hydroxy-6-oxo-5-phenyl-6,7-dihydro-thieno[2,3-b]pyridin-3-yl)biphenyl-2-carboxylic acid,
4'-(4-hydroxy-6-oxo-5-phenyl-6,7-dihydro-thieno[2,3-b]pyridin-3-yl)biphenyl-3-carboxylic acid,
4'-(4-hydroxy-6-oxo-5-phenyl-6,7-dihydro-thieno[2,3-b]pyridin-3-yl)biphenyl-4-
10 carboxylic acid,
4'-(4-hydroxy-6-oxo-5-phenyl-6,7-dihydro-thieno[2,3-b]pyridin-3-yl)-3'-methoxybiphenyl-4-carboxylic acid,
4-hydroxy-3-(4-pyridin-4-ylphenyl)-5-phenyl-6,7-dihydro-thieno[2,3-b]pyridin-6-one,
15 4-hydroxy-3-(4-pyridin-3-ylphenyl)-5-phenyl-6,7-dihydro-thieno[2,3-b]pyridin-6-one,
4-hydroxy-3-[4-(3-furyl)phenyl]-5-phenyl-6,7-dihydro-thieno[2,3-b]pyridin-6-one ,
4-hydroxy-3-(4'-methoxybiphenyl-3-yl)- 5-phenyl-6,7-dihydro-thieno[2,3-b]pyridin-6-one,
20 4-hydroxy-3-(2'-methoxybiphenyl-3-yl)- 5-phenyl-6,7-dihydro-thieno[2,3-b]pyridin-6-one,
4-hydroxy-3-(3'-methoxybiphenyl-3-yl)- 5-phenyl-6,7-dihydro-thieno[2,3-b]pyridin-6-one,
4-hydroxy-3-(4'-hydroxymethylbiphenyl-3-yl)-5-phenyl-6,7-dihydro-thieno[2,3-b]pyridin-6-one,
25 b]pyridin-6-one,
4-hydroxy-3-(3'-hydroxymethylbiphenyl-3-yl)-5-phenyl-6,7-dihydro-thieno[2,3-b]pyridin-6-one,
3-[3-(1,3-benzodioxol-5-yl)phenyl]-4-hydroxy-5-phenyl-6,7-dihydro-thieno[2,3-b]pyridin-6-one,
30 3-biphenyl-3-yl-4-hydroxy-5-phenyl-6,7-dihydro-thieno[2,3-b]pyridin-6-one,
4-hydroxy-3-(3'-hydroxybiphenyl-3-yl)-5-phenyl-6,7-dihydro-thieno[2,3-b]pyridin-6-one,

4-hydroxy-3-(4'-hydroxybiphenyl-3-yl)-5-phenyl-6,7-dihydro-thieno[2,3-b]pyridin-6-one,
4-hydroxy-3-[2-(2-methoxyphenyl)pyridin-5-yl]-5-phenyl-6,7-dihydro-thieno[2,3-b]pyridin-6-one,

4-hydroxy-3-(2-phenylpyridin-5-yl)-5-phenyl-6,7-dihydro-thieno[2,3-b]pyridin-6-one,
4-hydroxy-3-[2-(2-hydroxyphenyl)pyridin-5-yl]-5-phenyl-6,7-dihydro-thieno[2,3-b]pyridin-6-one,

A selection of these preferred compounds is

3-biphenyl-4-yl- 4-hydroxy-5-phenyl-6,7-dihydro-thieno[2,3-b]pyridin-6-one,

4-hydroxy-3-(2'-hydroxybiphenyl-4-yl)-5-phenyl-6,7-dihydro-thieno[2,3-b]pyridin-6-one,

2-chloro-4-hydroxy-3-(2'-hydroxybiphenyl-4-yl)-5-phenyl-6,7-dihydro-thieno[2,3-b]pyridin-6-one,

3-(2'-fluorobiphenyl-4-yl)-4-hydroxy-5-phenyl-6,7-dihydro-thieno[2,3-b]pyridin-6-one,

4-hydroxy-3-(4'-hydroxybiphenyl-4-yl)-5-phenyl-6,7-dihydro-thieno[2,3-b]pyridin-6-one,

3-(4'-fluorobiphenyl-4-yl)-4-hydroxy-5-phenyl-6,7-dihydro-thieno[2,3-b]pyridin-6-one,

4-hydroxy-3-(4'-methylbiphenyl-4-yl)-5-phenyl-6,7-dihydro-thieno[2,3-b]pyridin-6-one,

4-hydroxy-3-(2'-hydroxybiphenyl-4-yl)-5-pyridin-4-yl-6,7-dihydro-thieno[2,3-b]pyridin-6-one,

4-hydroxy-3-(2'-hydroxybiphenyl-4-yl)-5-pyridin-3-yl-6,7-dihydro-thieno[2,3-b]pyridin-6-one,

3-(2'-fluorobiphenyl-4-yl)-4-hydroxy-5-pyridin-3-yl-6,7-dihydro-thieno[2,3-b]pyridin-6-one,

4-hydroxy-3-(4'-methylbiphenyl-4-yl)-5-pyridin-3-yl-6,7-dihydro-thieno[2,3-b]pyridin-6-one,

4-hydroxy-3-[2-hydroxy-4-pyridin-4-ylphenyl]-5-phenyl-6,7-dihydro-thieno[2,3-b]pyridin-6-one hydrochloride,

2009243811 10 Mar 2014

- 17 -

4-hydroxy-3-(3'-hydroxymethylbiphenyl-4-yl)-5-phenyl-6,7-dihydro-thieno[2,3-b]pyridin-6-one,
 4-hydroxy-3-(4'-hydroxymethylbiphenyl-4-yl)-5-phenyl-6,7-dihydro-thieno[2,3-b]pyridin-6-one,
 4'-(4-hydroxy-6-oxo-5-phenyl-6,7-dihydro-thieno[2,3-b]pyridin-3-yl)biphenyl-4-carboxylic acid,
 4-hydroxy-3-(4-pyridin-4-ylphenyl)-5-phenyl-6,7-dihydro-thieno[2,3-b]pyridin-6-one,
 4-hydroxy-3-(4-pyridin-3-ylphenyl)-5-phenyl-6,7-dihydro-thieno[2,3-b]pyridin-6-one,
 4-hydroxy-3-(2-phenylpyridin-5-yl)-5-phenyl-6,7-dihydro-thieno[2,3-b]pyridin-6-one.

A selection of these preferred compounds is

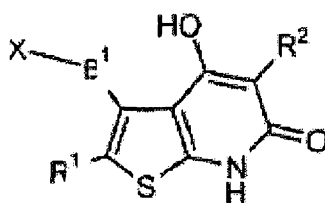
3-biphenyl-4-yl- 4-hydroxy-5-phenyl-6,7-dihydro-thieno[2,3-b]pyridin-6-one,
 4-hydroxy-3-(2'-hydroxybiphenyl-4-yl)-5-phenyl-6,7-dihydro-thieno[2,3-b]pyridin-6-one,
 2-chloro-4-hydroxy-3-(2'-hydroxybiphenyl-4-yl)-5-phenyl-6,7-dihydro-thieno[2,3-b]pyridin-6-one,
 3-(2'-fluorobiphenyl-4-yl)-4-hydroxy-5-phenyl-6,7-dihydro-thieno[2,3-b]pyridin-6-one,
 4-hydroxy-3-(4'-hydroxybiphenyl-4-yl)-5-phenyl-6,7-dihydro-thieno[2,3-b]pyridin-6-one,
 3-(4'-fluorobiphenyl-4-yl)-4-hydroxy-5-phenyl-6,7-dihydro-thieno[2,3-b]pyridin-6-one,
 4-hydroxy-3-(4'-methylbiphenyl-4-yl)-5-phenyl-6,7-dihydro-thieno[2,3-b]pyridin-6-one,
 4-hydroxy-3-(2'-hydroxybiphenyl-4-yl)-5-pyridin-4-yl-6,7-dihydro-thieno[2,3-b]pyridin-6-one,
 4-hydroxy-3-(2'-hydroxybiphenyl-4-yl)-5-pyridin-3-yl-6,7-dihydro-thieno[2,3-b]pyridin-6-one,

2009243811 10 Mar 2014

- 18 -

3-(2'-fluorobiphenyl-4-yl)-4-hydroxy-5-pyridin-3-yl-6,7-dihydro-thieno[2,3-b]pyridin-6-one,
 4-hydroxy-3-(4'-methylbiphenyl-4-yl)-5-pyridin-3-yl-6,7-dihydro-thieno[2,3-b]pyridin-6-one,
 4-hydroxy-3-[2-hydroxy-4-pyridin-4-ylphenyl]-5-phenyl-6,7-dihydro-thieno[2,3-b]pyridin-6-one,
 4-hydroxy-3-(3'-hydroxymethylbiphenyl-4-yl)-5-phenyl-6,7-dihydro-thieno[2,3-b]pyridin-6-one,
 4-hydroxy-3-(4'-hydroxymethylbiphenyl-4-yl)-5-phenyl-6,7-dihydro-thieno[2,3-b]pyridin-6-one,
 4'-(4-hydroxy-6-oxo-5-phenyl-6,7-dihydro-thieno[2,3-b]pyridin-3-yl)biphenyl-4-carboxylic acid,
 4-hydroxy-3-(4-pyridin-4-ylphenyl)-5-phenyl-6,7-dihydro-thieno[2,3-b]pyridin-6-one,
 4-hydroxy-3-(4-pyridin-3-ylphenyl)-5-phenyl-6,7-dihydro-thieno[2,3-b]pyridin-6-one,
 4-hydroxy-3-(2-phenylpyridin-5-yl)-5-phenyl-6,7-dihydro-thieno[2,3-b]pyridin-6-one.

The invention relates to the compounds of the formula (I) and salts thereof and to a process for the preparation of compounds of the formula (I) according to the invention and pharmaceutically usable derivatives, solvates, salts and stereoisomers thereof, characterised in that a compound of the formula (II)



formula (II)

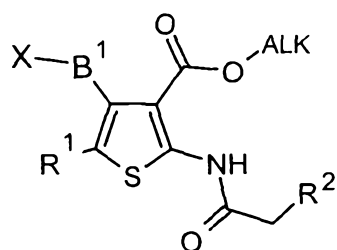
wherein R^1 , R^2 , B^1 have the meanings indicated in Claim 1,
and X denotes a halogen atom, Cl, Br, I, preferably Cl, Br atom,

is reacted with a boronique acid derivative $B^2-B(OH)_2$,

5 wherein B^2 is as defined in claim 1,
under Suzuki reaction conditions (Journal of organometallic chemistry, 1999,
576(1-2), 147-168 / Applied Homogeneous Catalysis with Organometallic
Compounds (2nd Edition) (2002), 1, 591-598),
and/or a base or acid of the formula I is converted into one of its salts.

10

Compounds of the formula (II) are synthesized by a cyclisation reaction from
compounds of formula (III) under basic condition

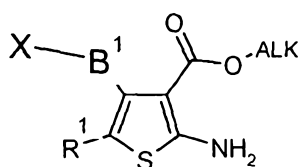


formula (III)

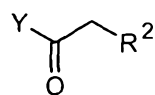
wherein R^1 , R^2 , B^1 have the meanings indicated in Claim 1,
15 and ALK denotes C_1 - C_6 alkyl.

15

Compound of formula (IV), compound of formula (V) are starting materials of
the chemical process



formula (V)



formula (IV)

20 wherein R^1 , R^2 , B^1 have the meanings indicated in Claim 1, ALK denotes C_1 - C_6
alkyl and Y denotes OH or halogen with preferably Cl or Br.

The 2-aminothiophene starting compound (IV) is commercially available (chemos GmbH, Fluorochem, Acros, Interchim) or easily prepared by a person skilled in the Art by a Gewald reaction described in Journal Heterocycle Chemistry, vol. 36, page 333, 1999.

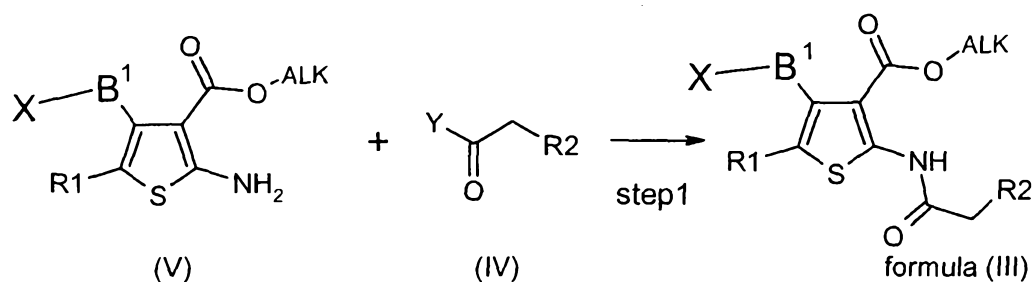
5

In the compounds of the formula IV, Y is preferably Cl, Br, I or a free or reactively modified OH group, such as, for example, an activated ester, an imidazolidine or alkylsulfonyloxy having 1-6 carbon atoms (preferably methylsulfonyloxy or trifluoromethylsulfonyloxy) or arylsulfonyloxy having 6-10 carbon atoms (preferably phenyl- or p-tolylsulfonyloxy), using of coupling agent as carbodiimide (CDI), Dicyclohexylcarbodiimide (DCC) preferably DCC. When the coupling agent is a carbodiimide, the preferred derivative is described in reference internet link (<http://chemicaland21.com/lifescience/phar/HBTU.htm>).

15

Compound of the formula (I) is manufactured in a three steps chemical process:

a) Step 1



20

The aminothiazole (V) reacts with compounds IV :

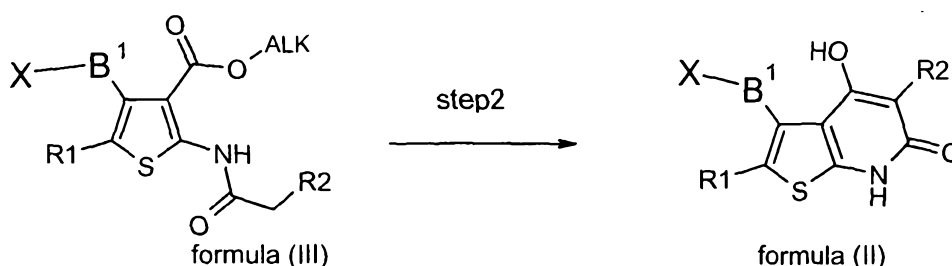
- is Y an halogene atome, preferably Cl, it is reacted in an inert solvent as tetrahydrofurane, dioxane, preferably dioxane from zero to 100 degree for 5 minutes to 24 hour to prepare compounds of formula (III).
- Is Y is an OH, it is reacted in an non protic solvent as tetrahydrofurane, dioxane, preferably tetrahydrofurane with a condensation agent as

25

carbodiimidazole, diclohexylcarbodiimine (DCC) preferably DCC at zero to solvent reflux temperature for 15 minutes to 24 h preferably at room temperature at solvent reflux overnight.

5 Suitable inert solvents are, for example, hydrocarbons, such as hexane, petroleum ether, benzene, toluene or xylene; chlorinated hydrocarbons, such as trichloroethylene, 1,2-dichloroethane, carbon tetrachloride, chloroform or dichloromethane; alcohols, such as methanol, ethanol, isopropanol, n-propanol, n-butanol or tert-butanol; ethers, such as diethyl ether, diisopropyl ether,
10 tetrahydrofuran (THF) or dioxane; glycol ethers, such as ethylene glycol monomethyl or monoethyl ether, ethylene glycol dimethyl ether (diglyme); ketones, such as acetone or butanone; amides, such as acetamide, dimethylacetamide or dimethylformamide (DMF); nitriles, such as acetonitrile; sulfoxides, such as dimethyl sulfoxide (DMSO); carbon disulfide; carboxylic
15 acids, such as formic acid or acetic acid; nitro compounds, such as nitromethane or nitrobenzene; esters, such as ethyl acetate, or mixtures of the said solvents.

b) Step 2

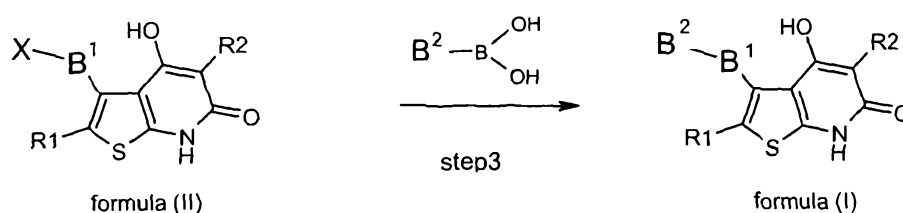


Compound of formula (III) is then cyclised under basic condition to synthesise compound of formula (II) by a cyclisation reaction using a base as for example hexamethyldisilylazane, a potassium- or sodium salt, e.g. sodium- or potassium
25 tertioamylate, sodium ethylate with preferably use of hexamethyldisylazide in an inert solvent, preferably in tetrahydrofurane, dioxane, toluene at 20°C to

150°C preferably at room temperature for 30 minutes to 24 hours and more preferably from 30 minutes to 1 hour.

Suitable inert solvents are, for example, hydrocarbons, such as hexane, petroleum ether, benzene, toluene or xylene; chlorinated hydrocarbons, such as trichloroethylene, 1,2-dichloroethane, carbon tetrachloride, chloroform or dichloromethane; alcohols, such as methanol, ethanol, isopropanol, n-propanol, n-butanol or tert-butanol; ethers, such as diethyl ether, diisopropyl ether, tetrahydrofuran (THF) or dioxane; glycol ethers, such as ethylene glycol monomethyl or monoethyl ether, ethylene glycol dimethyl ether (diglyme); ketones, such as acetone or butanone; amides, such as acetamide, dimethylacetamide or dimethylformamide (DMF); nitriles, such as acetonitrile; sulfoxides, such as dimethyl sulfoxide (DMSO); carbon disulfide; carboxylic acids, such as formic acid or acetic acid; nitro compounds, such as nitromethane or nitrobenzene; esters, such as ethyl acetate, or mixtures of the said solvents.

c) Step 3



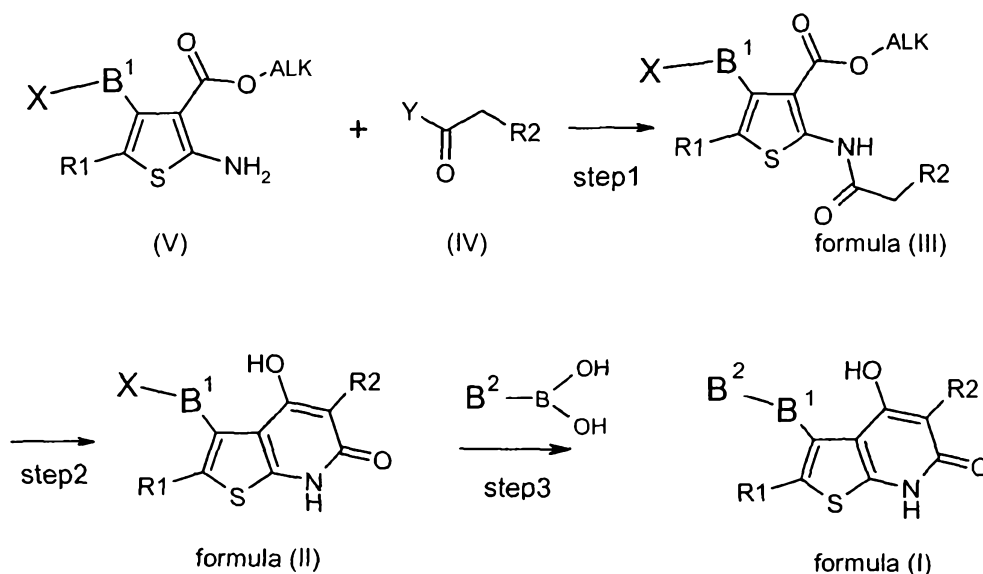
20

Compound of formula (I) is manufactured by a Suzuki reaction using a boronic acid derivative as for example an aryl boronic acid in presence of base preferably a carbonate salt and more preferably a cesium carbonate in presence of palladium catalyst such as palladium tetrakis (triphenyl phosphine) under inert atmosphere in a mixture of solvents such as polar aprotic solvent / inert solvent / protic solvent / water. The combination of solvent is preferably dimethylformamide / toluene / ethanol / water with 10/1/6/3 ratio or 25/2.6/15/7.5

25

at 20 degree to solvent reflux temperature for one hour to 48 hours, preferably 6 h to 24 h.

The three steps chemical process is summerized in scheme 1



5

The invention also relates to the racemic forms, tautomeric forms, enantiomers, diastereoisomers, epimers and organic or mineral salts of the compounds of the general formula (I), as well as their crystalline forms, including their polymorphic forms and the polymorphic forms of the compounds of formula (I).

10

The present invention is directed not only to racemic mixtures of these compounds, but also to individual stereoisomers and/or diastereoisomers thereof as well or as mixtures of these in all proportions.

15

The invention also relates to the stereoisomers (including E, Z isomers) and the hydrates and solvates of these compounds. Solvates of the compounds are taken to mean adductions of inert solvent molecules onto the compounds which form owing to their mutual attractive force. Solvates are, for example, mono- or dihydrates or alcoholates.

20

Pharmaceutically usable derivatives is taken to mean, for example, the salts of the compounds according to the invention and also so-called prodrug compounds.

Prodrug derivatives is taken to mean compounds of the formula I which have been modified, with, for example, alkyl or acyl groups, sugars or oligopeptides and which are rapidly cleaved in the organism to form the active compounds according to the invention.

5 These also include biodegradable polymer derivatives of the compounds according to the invention, as is described, for example, in Int. J. Pharm. 115, 61-67 (1995).

The term "prodrug" as used herein refers to any compound that when administered to a biological system generates the "drug" substance (a
10 biologically active compound) as a result of spontaneous chemical reaction(s), enzyme catalyzed chemical reaction(s), and/or metabolic chemical reaction(s).

The expression "effective amount" means the amount of a medicament or pharmaceutical active ingredient which causes a biological or medical response
15 which is sought or aimed at, for example by a researcher or physician, in a tissue, system, animal or human.

In addition, the expression "therapeutically effective amount" means an amount which, compared with a corresponding subject who has not received this amount, has the following consequence:

20 improved treatment, healing, prevention or elimination of a disease, syndrome, condition, complaint, disorder or prevention of side effects or also the reduction in the progress of a disease, condition, disorder or side effects or also the reduction in the progress of a disease, condition or disorder.

The expression "therapeutically effective amount" also encompasses the
25 amounts which are effective for increasing normal physiological function.

The invention also relates to mixtures of the compounds of the formula I according to the invention, for example mixtures of two diastereomers, for example in the ratio 1:1, 1:2, 1:3, 1:4, 1:5, 1:10, 1:100 or 1:1000.

30 These are particularly preferably mixtures of stereoisomeric compounds.

For all radicals which occur more than once, their meanings are independent of one another.

Above and below, the radicals and parameters R^1 , R^2 , R^3 , have the meanings indicated for the formula I, unless expressly indicated otherwise.

5

A denotes alkyl, is unbranched (linear) or branched, and has 1, 2, 3, 4, 5, 6, 7, 8, 9 or 10 C atoms. A preferably denotes methyl, furthermore ethyl, propyl, isopropyl, butyl, isobutyl, sec-butyl or tert-butyl, furthermore also pentyl, 1-, 2- or 3-methylbutyl, 1,1-, 1,2- or 2,2-dimethylpropyl, 1-ethylpropyl, hexyl, 1-, 2-, 3- or 4-methylpentyl, 1,1-, 1,2-, 1,3-, 2,2-, 2,3- or 3,3-dimethylbutyl, 1- or 2-ethylbutyl, 1-ethyl-1-methylpropyl, 1-ethyl-2-methylpropyl, 1,1,2- or 1,2,2-trimethylpropyl, further preferably, for example, trifluoromethyl.

10

A very particularly preferably denotes alkyl having 1, 2, 3, 4, 5 or 6 C atoms, preferably methyl, ethyl, propyl, isopropyl, butyl, isobutyl, sec-butyl, tert-butyl, pentyl, hexyl, trifluoromethyl, pentafluoroethyl or 1,1,1-trifluoroethyl.

15

Moreover, A preferably denotes unbranched or branched alkyl having 1-10 C atoms, in which 1-7 H atoms may be replaced by OH, F and/or Cl.

Cycloalkyl preferably denotes cyclopropyl, cyclobutyl, cyclopentyl, cyclohexyl or cycloheptyl.

20

R^1 preferably denotes H, A, Hal, COOA, COOH, CONH₂, CONHA, CONA₂, CN, SO₂A, SO₂NH₂ or phenyl.

R^2 preferably denotes phenyl, naphthyl, each of which is unsubstituted or mono-, di-, tri-, tetra- or pentasubstituted by A, Hal, OA, OH, COOA, COOH, CONH₂, CONA, CONA₂ and/or SO₂A or denotes Het.

25

B^1 is Ar-diyl, denotes 1,2 phenylene or 1,3 phenylene or 1,4 phenylene group which is unsubstituted or mono-, di-, tri-, tetrasubstituted by A, Hal, OA, OH, , COOA, COOH, CN, CONH₂, CONA, CONA₂ and/or SO₂A.

30

Preferably B^1 denotes 1,4 phenylene which is unsubstituted or mono-, di-, tri-, tetrasubstituted by A, Hal, OA, OH, , COOA, COOH, CN, CONH₂, CONA, CONA₂

and/or SO₂A ; B¹ also denotes Het-diyl which preferably means unsubstituted Het-diyl most preferably 2,5 pyridyl.

B² preferably denotes phenyl, naphthyl, each of which is unsubstituted or mono-, di-, tri-, tetra- or pentasubstituted by A, Hal, OA, OH, ,
5 COOA, COOH, CN, CONH₂, CONA, CONA₂ and/or SO₂A
or denotes Het.

Ar denotes, for example, phenyl, o-, m- or p-tolyl, o-, m- or p-ethylphenyl, o-, m- or p-propylphenyl, o-, m- or p-isopropylphenyl, o-, m- or p-tert-butylphenyl, o-, m- or p-hydroxyphenyl, o-, m- or p-nitrophenyl, o-, m- or p-aminophenyl, o-, m- or p-(N-methylamino)phenyl, o-, m- or p-(N-methylaminocarbonyl)phenyl, o-, m- or p-acetamidophenyl, o-, m- or p-methoxyphenyl, o-, m- or p-ethoxyphenyl, o-, m- or p-ethoxycarbonylphenyl, o-, m- or p-(N,N-dimethylamino)phenyl, o-, m- or p-(N,N-dimethylaminocarbonyl)phenyl, o-, m- or p-(N-ethylamino)phenyl, o-, m- or p-(N,N-diethylamino)phenyl, o-, m- or p-fluorophenyl, o-, m- or p-bromo-
15 phenyl, o-, m- or p- chlorophenyl, o-, m- or p-(methylsulfonamido)phenyl, o-, m- or p-(methylsulfonyl)phenyl, o-, m- or p-cyanophenyl, o-, m- or p-ureidophenyl, o-, m- or p-formylphenyl, o-, m- or p-acetylphenyl, o-, m- or p-aminosulfonyl-phenyl, o-, m- or p-carboxyphenyl, o-, m- or p-carboxymethylphenyl, o-, m- or p-carboxymethoxyphenyl, further preferably 2,3-, 2,4-, 2,5-, 2,6-, 3,4- or 3,5-di-
20 fluorophenyl, 2,3-, 2,4-, 2,5-, 2,6-, 3,4- or 3,5-dichlorophenyl, 2,3-, 2,4-, 2,5-, 2,6-, 3,4- or 3,5-dibromophenyl, 2,4- or 2,5-dinitrophenyl, 2,5- or 3,4-dimethoxy-phenyl, 3-nitro-4-chlorophenyl, 3-amino-4-chloro-, 2-amino-3-chloro-, 2-amino-4-chloro-, 2-amino-5-chloro- or 2-amino-6-chlorophenyl, 2-nitro-4-N,N-dimethyl- amino- or 3-nitro-4-N,N-dimethylaminophenyl, 2,3-diaminophenyl, 2,3,4-, 2,3,5-,
25 2,3,6-, 2,4,6- or 3,4,5-trichlorophenyl, 2,4,6-trimethoxyphenyl, 2-hydroxy-3,5- dichlorophenyl, p-iodophenyl, 3,6-dichloro-4-aminophenyl, 4-fluoro-3- chlorophenyl, 2-fluoro-4-bromophenyl, 2,5-difluoro-4-bromophenyl, 3-bromo-6- methoxyphenyl, 3-chloro-6-methoxyphenyl, 3-chloro-4-acetamidophenyl, 3-fluoro-4-methoxyphenyl, 3-amino-6-methylphenyl, 3-chloro-4-
30 acetamidophenyl or 2,5-dimethyl-4-chlorophenyl.

Irrespective of further substitutions, Het denotes, for example, 2- or 3-furyl, 2- or 3-thienyl, 1-, 2- or 3-pyrrolyl, 1-, 2, 4- or 5-imidazolyl, 1-, 3-, 4- or 5-pyrazolyl, 2-, 4- or 5-oxazolyl, 3-, 4- or 5-isoxazolyl, 2-, 4- or 5-thiazolyl, 3-, 4- or 5-isothiazolyl, 2-, 3- or 4-pyridyl, 2-, 4-, 5- or 6-pyrimidinyl, furthermore preferably 1,2,3-triazol-1-, -4- or -5-yl, 1,2,4-triazol-1-, -3- or 5-yl, 1- or 5-tetrazolyl, 1,2,3-oxadiazol-4- or -5-yl, 1,2,4-oxadiazol-3- or -5-yl, 1,3,4-thiadiazol-2- or -5-yl, 1,2,4-thiadiazol-3- or -5-yl, 1,2,3-thiadiazol-4- or -5-yl, 3- or 4-pyridazinyl, pyrazinyl, 1-, 2-, 3-, 4-, 5-, 6- or 7-indolyl, 4- or 5-isoindolyl, 1-, 2-, 4- or 5-benzimidazolyl, 1-, 2-, 3-, 4-, 5-, 6- or 7-indazolyl, 1-, 3-, 4-, 5-, 6- or 7-benzopyrazolyl, 2-, 4-, 5-, 6- or 7-benzoxazolyl, 3-, 4-, 5-, 6- or 7- benzisoxazolyl, 2-, 4-, 5-, 6- or 7-benzothiazolyl, 2-, 4-, 5-, 6- or 7-benzisothiazolyl, 4-, 5-, 6- or 7-benz-2,1,3-oxadiazolyl, 2-, 3-, 4-, 5-, 6-, 7- or 8-quinolyl, 1-, 3-, 4-, 5-, 6-, 7- or 8-isoquinolyl, 3-, 4-, 5-, 6-, 7- or 8-innolyl, 2-, 4-, 5-, 6-, 7- or 8-quinazolinyl, 5- or 6-quinoxaliny, 2-, 3-, 5-, 6-, 7- or 8-2H-benzo-1,4-oxazinyl, further preferably 1,3-benzodioxol-5-yl, 1,4-benzodioxan-6-yl, 2,1,3-benzothiadiazol-4- or -5-yl or 2,1,3-benzoxadiazol-5-yl.

The heterocyclic radicals can also be partially or fully hydrogenated.

Het can thus also denote, for example, 2,3-dihydro-2-, -3-, -4- or -5-furyl, 2,5-dihydro-2-, -3-, -4- or 5-furyl, tetrahydro-2- or -3-furyl, 1,3-dioxolan-4-yl, tetrahydro-2- or -3-thienyl, 2,3-dihydro-1-, -2-, -3-, -4- or -5-pyrrolyl, 2,5-dihydro-1-, -2-, -3-, -4- or -5-pyrrolyl, 1-, 2- or 3-pyrrolidinyl, tetrahydro-1-, -2- or -4-imidazolyl, 2,3-dihydro-1-, -2-, -3-, -4- or -5-pyrazolyl, tetrahydro-1-, -3- or -4-pyrazolyl, 1,4-dihydro-1-, -2-, -3- or -4-pyridyl, 1,2,3,4-tetrahydro-1-, -2-, -3-, -4-, -5- or -6-pyridyl, 1-, 2-, 3- or 4-piperidinyl, 2-, 3- or 4-morpholinyl, tetrahydro-2-, -3- or -4-pyranyl, 1,4-dioxanyl, 1,3-dioxan-2-, -4- or -5-yl, hexahydro-1-, -3- or -4-pyridazinyl, hexahydro-1-, -2-, -4- or -5-pyrimidinyl, 1-, 2- or 3-piperazinyl, 1,2,3,4-tetrahydro-1-, -2-, -3-, -4-, -5-, -6-, -7- or -8-quinolyl, 1,2,3,4-tetrahydro-1-, -2-, -3-, -4-, -5-, -6-, -7- or -8-isoquinolyl, 2-, 3-, 5-, 6-, 7- or 8- 3,4-dihydro-2H-benzo-1,4-oxazinyl, further preferably 2,3-methylenedioxyphenyl, 3,4-methylenedioxyphenyl, 2,3-ethylenedioxyphenyl, 3,4-ethylenedioxyphenyl, 3,4-(difluoromethylenedioxy)phenyl, 2,3-dihydrobenzofuran-5- or 6-yl, 2,3-(2-

oxomethylenedioxy)phenyl or also 3,4-dihydro-2H-1,5-benzodioxepin-6- or -7-yl, furthermore preferably 2,3-dihydrobenzofuranyl or 2,3-dihydro-2-oxofuranyl.

Het preferably denotes a mono- or bicyclic aromatic heterocycle having 1 to 4
5 N, O and/or S atoms,

Most preferably Het denotes pyridyl, pyrimidinyl, furanyl, isoxazolyl, imidazolyl, pyrazolyl, oxazolyl, pyrrolyl, thiazolyl, isothiazolyl, thienyl, triazolyl, tetrazolyl, indolyl, benzimidazolyl or indazolyl.

10 Accordingly, the invention relates, in particular, to the compounds of the formula (I) in which at least one of the said radicals has one of the preferred meanings indicated above. Some preferred groups of compounds may be expressed by the following sub-formulae Ia to Ih, which conform to the formula I and in which the radicals not designated in greater detail have the meaning indicated for the
15 formula I, but in which

in Ia R^1 denotes H, A, Hal, COOA, COOH, CONH₂, CONHA, CONA₂, CN, SO₂A, SO₂NH₂ or phenyl;

20 in Ib R^2 denotes phenyl, naphthyl, each of which is unsubstituted or mono-, di-, tri-, tetra- or pentasubstituted by A, Hal, OA, OH, COOA, COOH, CONH₂, CONA, CONA₂ and/or SO₂A;

25 in Ic B^1 denotes Ar -diyl which said compound is 1,2 phenylene or 1,3 phenylene or 1,4 phenylene group, which is unsubstituted or mono-, di-, tri-, tetrasubstituted by A, Hal, OA, OH, COOA, COOH, CN, CONH₂, CONA, CONA₂ and/or SO₂A;

30 in Id B^2 denotes phenyl, naphthyl, each of which is unsubstituted or mono-, di-, tri-, tetra- or pentasubstituted by A, Hal, OA, OH, NH₂, NHA, NA₂, COOA, COOH, CONH₂, CONA, CONA₂, SO₂A, CN, C(=NH)NH₂ and/or C(=NH)NHOH;

- in le Het denotes a mono- or bicyclic aromatic heterocycle having 1 to 4
N, O and/or S atoms;
- 5 in lf Het denotes pyridyl, pyrimidinyl, furanyl, isoxazolyl, imidazolyl,
pyrazolyl, oxazolyl, pyrrolyl, thiazolyl, isothiazolyl, thienyl,
triazolyl, tetrazolyl, indolyl, benzimidazolyl or indazolyl;
- 10 in lg A denotes unbranched or branched alkyl having 1-10 C atoms, in
which 1-7 H atoms may be replaced by OH, F, Cl and/or Br;
- in lh R¹ denotes H, A, Hal, COOA, COOH, CONH₂, CONHA, CONA₂,
CN, SO₂A, SO₂NH₂ or phenyl ;
- 15 R² denotes phenyl, naphthyl each of which is unsubstituted or
mono-, di-, tri-, tetra- or pentasubstituted by A, Hal, OA, OH, ,
COOA,

and pharmaceutically usable derivatives, solvates, salts and stereoisomers thereof, including mixtures thereof in all ratios.

- 20 Accordingly, the invention relates, in particular, to the compounds of the formula I in which at least one of the said radicals has one of the preferred meanings indicated above. Some preferred groups of compounds may be expressed by the following sub-formulae Ia to Ih, which conform to the formula I and in which the radicals not designated in greater detail have the meaning indicated for the
- 25 formula I, but in which

- 30 The compounds of the present invention may be prepared in a number of methods well known to those skilled in the art, including, but not limited to those described below, or through modifications of these methods by applying standard techniques known to those skilled in the art of organic synthesis. All processes disclosed in association with the present invention are contemplated

to be practiced on any scale, including milligram, gram, multigram, kilogram, multikilogram or commercial industrial scale.

It will be appreciated that the compounds of the present invention may contain one or more asymmetrically substituted carbon atoms, and may be isolated in optically active or racemic forms. Thus, all chiral, diastereomeric, racemic forms and all geometric isomeric forms of a structure are intended, unless the specific stereochemistry or isomeric form is specifically indicated. It is well known in the art how to prepare such optically active forms. For example, mixtures of stereoisomers may be separated by standard techniques including, but not limited to, resolution of racemic forms, normal, reverse-phase, and chiral chromatography, preferential salt formation, recrystallization, and the like, or by chiral synthesis either from active starting materials or by deliberate chiral synthesis of target centers.

In the reactions described hereinafter, it may be necessary to protect reactive functional groups, for example hydroxy, amino, imino, thio or carboxy groups, where these are desired in the final product, to avoid their unwanted participation in the reactions. Conventional protecting groups may be used in accordance with standard practice, for examples see T.W. Greene and P. G. M. Wuts in *Protective Groups in Organic Chemistry*, John Wiley and Sons, 1991; J. F. W. McOmie in *Protective Groups in Organic Chemistry*, Plenum Press, 1973.

Some reactions may be carried out in the presence of a base. There is no particular restriction on the nature of the base to be used in this reaction, and any base conventionally used in reactions of this type may equally be used here, provided that it has no adverse effect on other parts of the molecule. Examples of suitable bases include: sodium hydroxide, potassium carbonate, potassium *tert*-butoxide, sodium *tert*-butoxide, triethylamine, potassium hexamethyldisilazide, alkali metal hydrides, such as sodium hydride and potassium hydride; alkyllithium compounds, such as methyllithium and butyllithium; and alkali metal alkoxides, such as sodium methoxide and sodium ethoxide.

Usually, reactions are carried out in a suitable solvent. A variety of solvents may be used, provided that it has no adverse effect on the reaction or on the reagents involved. Examples of suitable solvents include: hydrocarbons, which

may be aromatic, aliphatic or cycloaliphatic hydrocarbons, such as hexane, cyclohexane, benzene, toluene and xylene; amides, such as dimethylformamide; alcohols such as ethanol and methanol and ethers, such as diethyl ether, dioxane and tetrahydrofuran.

5 The reactions can take place over a wide range of temperatures. In general, we find it convenient to carry out the reaction at a temperature of from 0°C to 150°C (more preferably from about room temperature to 100°C). The time required for the reaction may also vary widely, depending on many factors, notably the reaction temperature and the nature of the reagents. However, provided that the
10 reaction is effected under the preferred conditions outlined above, a period of from 3 hours to 20 hours is preferred.

 The compound thus prepared may be recovered from the reaction mixture by conventional means. For example, the compounds may be recovered by distilling off the solvent from the reaction mixture or, if necessary, after distilling off the
15 solvent from the reaction mixture, pouring the residue into water followed by extraction with a water-immiscible organic solvent and distilling off the solvent from the extract. Additionally, the product can, if desired, be further purified by various well-known techniques, such as recrystallization, reprecipitation or the various chromatography techniques, notably column chromatography or preparative thin
20 layer chromatography.

Pharmaceutical salts and other forms

 The said compounds according to the invention can be used in their final non-salt form. On the other hand, the present invention also encompasses the use of these compounds in the form of their pharmaceutically acceptable salts,
25 which can be derived from various organic and inorganic acids and bases by procedures known in the art. Pharmaceutically acceptable salt forms of the compounds of the formula I are for the most part prepared by conventional methods. If the compound of the formula I contains a carboxyl group, one of its suitable salts can be formed by reacting the compound with a suitable base to
30 give the corresponding base-addition salt. Such bases are, for example, alkali metal hydroxides, including potassium hydroxide, sodium hydroxide and lithium hydroxide; alkaline earth metal hydroxides, such as barium hydroxide and

calcium hydroxide; alkali metal alkoxides, for example potassium ethoxide and sodium propoxide; and various organic bases, such as piperidine, diethanolamine and N-methylglutamine. The aluminium salts of the compounds of the formula I are likewise included. In the case of certain compounds of the formula I, acid-addition salts can be formed by treating these compounds with pharmaceutically acceptable organic and inorganic acids, for example hydrogen halides, such as hydrogen chloride, hydrogen bromide or hydrogen iodide, other mineral acids and corresponding salts thereof, such as sulfate, nitrate or phosphate and the like, and alkyl- and monoarylsulfonates, such as ethanesulfonate, toluenesulfonate and benzenesulfonate, and other organic acids and corresponding salts thereof, such as acetate, trifluoroacetate, tartrate, maleate, succinate, citrate, benzoate, salicylate, ascorbate and the like. Accordingly, pharmaceutically acceptable acid-addition salts of the compounds of the formula I include the following: acetate, adipate, alginate, arginate, aspartate, benzoate, benzenesulfonate (besylate), bisulfate, bisulfite, bromide, butyrate, camphorate, camphorsulfonate, caprylate, chloride, chlorobenzoate, citrate, cyclopentanepropionate, digluconate, dihydrogenphosphate, dinitrobenzoate, dodecylsulfate, ethanesulfonate, fumarate, galacterate (from mucic acid), galacturonate, glucoheptanoate, gluconate, glutamate, glycerophosphate, hemisuccinate, hemisulfate, heptanoate, hexanoate, hippurate, hydrochloride, hydrobromide, hydroiodide, 2-hydroxyethanesulfonate, iodide, isethionate, isobutyrate, lactate, lactobionate, malate, maleate, malonate, mandelate, metaphosphate, methanesulfonate, methylbenzoate, monohydrogenphosphate, 2-naphthalenesulfonate, nicotinate, nitrate, oxalate, oleate, palmoate, pectinate, persulfate, phenylacetate, 3-phenylpropionate, phosphate, phosphonate, phthalate, but this does not represent a restriction.

Furthermore, the base salts of the compounds according to the invention include aluminium, ammonium, calcium, copper, iron(III), iron(II), lithium, magnesium, manganese(III), manganese(II), potassium, sodium and zinc salts, but this is not intended to represent a restriction. Of the above-mentioned salts, preference is given to ammonium; the alkali metal salts sodium and potassium,

and the alkaline earth metal salts calcium and magnesium. Salts of the compounds of the formula I which are derived from pharmaceutically acceptable organic non-toxic bases include salts of primary, secondary and tertiary amines, substituted amines, also including naturally occurring substituted amines, cyclic amines, and basic ion exchanger resins, for example arginine, betaine, caffeine, chloroprocaine, choline, N,N'-dibenzylethylenediamine (benzathine), dicyclohexylamine, diethanolamine, diethylamine, 2-diethylaminoethanol, 2-dimethylaminoethanol, ethanolamine, ethylenediamine, N-ethylmorpholine, N-ethylpiperidine, glucamine, glucosamine, histidine, hydrabamine, isopropylamine, lidocaine, lysine, meglumine, N-methyl-D-glucamine, morpholine, piperazine, piperidine, polyamine resins, procaine, purines, theobromine, triethanolamine, triethylamine, trimethylamine, tripropylamine and tris(hydroxymethyl)methylamine (tromethamine), but this is not intended to represent a restriction.

Compounds of the present invention which contain basic nitrogen-containing groups can be quaternised using agents such as (C₁-C₄)alkyl halides, for example methyl, ethyl, isopropyl and tert-butyl chloride, bromide and iodide; di(C₁-C₄)alkyl sulfates, for example dimethyl, diethyl and diamyl sulfate; (C₁₀-C₁₈)alkyl halides, for example decyl, dodecyl, lauryl, myristyl and stearyl chloride, bromide and iodide; and aryl(C₁-C₄)alkyl halides, for example benzyl chloride and phenethyl bromide. Both water- and oil-soluble compounds according to the invention can be prepared using such salts.

The above-mentioned pharmaceutical salts which are preferred include acetate, trifluoroacetate, besylate, citrate, fumarate, gluconate, hemisuccinate, hippurate, hydrochloride, hydrobromide, isethionate, mandelate, meglumine, nitrate, oleate, phosphonate, pivalate, sodium phosphate, stearate, sulfate, sulfosalicylate, tartrate, thiomalate, tosylate and tromethamine, but this is not intended to represent a restriction.

The acid-addition salts of basic compounds of the formula I are prepared by bringing the free base form into contact with a sufficient amount of the desired acid, causing the formation of the salt in a conventional manner. The free base can be regenerated by bringing the salt form into contact with a base and isolating the free base in a conventional manner. The free base forms differ in a certain respect from the corresponding salt forms thereof with respect to certain physical properties, such as solubility in polar solvents; for the purposes of the invention, however, the salts otherwise correspond to the respective free base forms thereof.

As mentioned, the pharmaceutically acceptable base-addition salts of the compounds of the formula I are formed with metals or amines, such as alkali metals and alkaline earth metals or organic amines. Preferred metals are sodium, potassium, magnesium and calcium. Preferred organic amines are N,N'-dibenzylethylenediamine, chloroprocaine, choline, diethanolamine, ethylenediamine, N-methyl-D-glucamine and procaine.

The base-addition salts of acidic compounds according to the invention are prepared by bringing the free acid form into contact with a sufficient amount of the desired base, causing the formation of the salt in a conventional manner. The free acid can be regenerated by bringing the salt form into contact with an acid and isolating the free acid in a conventional manner. The free acid forms differ in a certain respect from the corresponding salt forms thereof with respect to certain physical properties, such as solubility in polar solvents; for the purposes of the invention, however, the salts otherwise correspond to the respective free acid forms thereof.

If a compound according to the invention contains more than one group which is capable of forming pharmaceutically acceptable salts of this type, the invention also encompasses multiple salts. Typical multiple salt forms include, for example, bitartrate, diacetate, difumarate, dimeglumine, diphosphate, disodium and trihydrochloride, but this is not intended to represent a restriction.

With regard to that stated above, it can be seen that the expression
"pharmaceutically acceptable salt" in the present connection is taken to mean
an active ingredient which comprises a compound of the formula I in the form of
one of its salts, in particular if this salt form imparts improved pharmacokinetic
properties on the active ingredient compared with the free form of the active
ingredient or any other salt form of the active ingredient used earlier. The
pharmaceutically acceptable salt form of the active ingredient can also provide
this active ingredient for the first time with a desired pharmacokinetic property
which it did not have earlier and can even have a positive influence on the
pharmacodynamics of this active ingredient with respect to its therapeutic
efficacy in the body.

Compounds of the formula I according to the invention may be chiral owing to
their molecular structure and may accordingly occur in various enantiomeric
forms. They can therefore exist in racemic or in optically active form.

Since the pharmaceutical activity of the racemates or stereoisomers of the
compounds according to the invention may differ, it may be desirable to use the
enantiomers. In these cases, the end product or even the intermediates can be
separated into enantiomeric compounds by chemical or physical measures
known to the person skilled in the art or even employed as such in the
synthesis.

In the case of racemic amines, diastereoisomers are formed from the mixture by
reaction with an optically active resolving agent. Examples of suitable resolving
agents are optically active acids, such as the R and S forms of tartaric acid,
diacetyltartaric acid, dibenzoyltartaric acid, mandelic acid, malic acid, lactic acid,
suitably N-protected amino acids (for example N-benzoylproline or
N-benzenesulfonylproline), or the various optically active camphorsulfonic
acids. Also advantageous is chromatographic enantiomer resolution with the aid
of an optically active resolving agent (for example dinitrobenzoylphenylglycine,
cellulose triacetate or other derivatives of carbohydrates or chirally derivatised

methacrylate polymers immobilised on silica gel). Suitable eluents for this purpose are aqueous or alcoholic solvent mixtures, such as, for example, hexane/isopropanol/ acetonitrile, for example in the ratio 82:15:3.

For chiral resolution of the racemates following acids and amines can be used:

5 As examples, the following chiral acids can be used : (+)-D-di-O-benzoyltartaric acid, (-)-L-di-O-benzoyltartaric acid, (-)-L-di-O,O'-p-toluyyl-L- tartaric acid, (+)-D-di-O,O'-p-toluyyl-L-tartaric acid, (R)-(+)-malic acid, (S)-(-)-malic acid, (+)-camphoric acid, (-)-camphoric acid, R-(-)-1,1'-binaphtalen-2,2'-diyl hydrogenophosphonic, (+)-camphanic acid, (-)-camphanic acid, (S)-(+)-2-phenylpropionic acid, (R)-(+)-2-phenylpropionic acid, D-(-)-mandelic acid, L-(+)-mandelic acid, D-tartaric acid, L-tartaric acid, or any mixture of them.

As examples, the following chiral amines can be used: quinine, brucine, (S)-1-(benzyloxymethyl)propylamine (III), (-)-ephedrine, (4S,5R)-(+)-1,2,2,3,4-tetramethyl-5-phenyl-1,3-oxazolidine, (R)-1-phenyl-2-*p*-tolylethylamine, (S)-phenylglycinol, (-)-N-methylephedrine, (+)-(2S,3R)-4-dimethylamino-3-methyl-1,2-diphenyl-2-butanol, (S)-phenylglycinol, (S)- α -methylbenzylamine or any mixture of them.

The invention furthermore relates to the use of the compounds and/or physiologically acceptable salts thereof for the preparation of a medicament (pharmaceutical composition), in particular by non-chemical methods. They can be converted into a suitable dosage form here together with at least one solid, liquid and/or semi-liquid excipient or adjuvant and, if desired, in combination with one or more further active ingredients.

25 The invention furthermore relates to medicaments comprising at least one compound according to the invention and/or pharmaceutically usable derivatives, solvates and stereoisomers thereof, including mixtures thereof in all ratios, and optionally excipients and/or adjuvants.

30 Pharmaceutical formulations can be administered in the form of dosage units which comprise a predetermined amount of active ingredient per dosage unit.

Such a unit can comprise, for example, 0.5 mg to 1 g, preferably 1 mg to 700 mg, particularly preferably 5 mg to 100 mg, of a compound according to the invention, depending on the disease condition treated, the method of administration and the age, weight and condition of the patient, or
5 pharmaceutical formulations can be administered in the form of dosage units which comprise a predetermined amount of active ingredient per dosage unit. Preferred dosage unit formulations are those which comprise a daily dose or part-dose, as indicated above, or a corresponding fraction thereof of an active ingredient. Furthermore, pharmaceutical formulations of this type can be
10 prepared using a process which is generally known in the pharmaceutical art.

Pharmaceutical formulations can be adapted for administration via any desired suitable method, for example by oral (including buccal or sublingual), rectal, nasal, topical (including buccal, sublingual or transdermal), vaginal or parenteral
15 (including subcutaneous, intramuscular, intravenous or intradermal) methods. Such formulations can be prepared using all processes known in the pharmaceutical art by, for example, combining the active ingredient with the excipient(s) or adjuvant(s).

20 Pharmaceutical formulations adapted for oral administration can be administered as separate units, such as, for example, capsules or tablets; powders or granules; solutions or suspensions in aqueous or non-aqueous liquids; edible foams or foam foods; or oil-in-water liquid emulsions or water-in-oil liquid emulsions.

25 Thus, for example, in the case of oral administration in the form of a tablet or capsule, the active-ingredient component can be combined with an oral, non-toxic and pharmaceutically acceptable inert excipient, such as, for example, ethanol, glycerol, water and the like. Powders are prepared by comminuting the
30 compound to a suitable fine size and mixing it with a pharmaceutical excipient comminuted in a similar manner, such as, for example, an edible carbohydrate,

such as, for example, starch or mannitol. A flavour, preservative, dispersant and dye may likewise be present.

Capsules are produced by preparing a powder mixture as described above and
5 filling shaped gelatine shells therewith. Glidants and lubricants, such as, for example, highly disperse silicic acid, talc, magnesium stearate, calcium stearate or polyethylene glycol in solid form, can be added to the powder mixture before the filling operation. A disintegrant or solubiliser, such as, for example, agar-
10 agar, calcium carbonate or sodium carbonate, may likewise be added in order to improve the availability of the medicament after the capsule has been taken.

In addition, if desired or necessary, suitable binders, lubricants and disintegrants as well as dyes can likewise be incorporated into the mixture. Suitable binders include starch, gelatine, natural sugars, such as, for example, glucose
15 or beta-lactose, sweeteners made from maize, natural and synthetic rubber, such as, for example, acacia, tragacanth or sodium alginate, carboxymethylcellulose, polyethylene glycol, waxes, and the like. The lubricants used in these dosage forms include sodium oleate, sodium stearate, magnesium stearate, sodium benzoate, sodium acetate, sodium chloride and
20 the like. The disintegrants include, without being restricted thereto, starch, methylcellulose, agar, bentonite, xanthan gum and the like. The tablets are formulated by, for example, preparing a powder mixture, granulating or dry-pressing the mixture, adding a lubricant and a disintegrant and pressing the entire mixture to give tablets. A powder mixture is prepared by mixing the
25 compound comminuted in a suitable manner with a diluent or a base, as described above, and optionally with a binder, such as, for example, carboxymethylcellulose, an alginate, gelatine or polyvinylpyrrolidone, a dissolution retardant, such as, for example, paraffin, an absorption accelerator, such as, for example, a quaternary salt, and/or an absorbent, such as, for
30 example, bentonite, kaolin or dicalcium phosphate. The powder mixture can be granulated by wetting it with a binder, such as, for example, syrup, starch paste, acacia mucilage or solutions of cellulose or polymer materials and pressing it

through a sieve. As an alternative to granulation, the powder mixture can be run through a tableting machine, giving lumps of non-uniform shape which are broken up to form granules. The granules can be lubricated by addition of stearic acid, a stearate salt, talc or mineral oil in order to prevent sticking to the tablet casting moulds. The lubricated mixture is then pressed to give tablets. The compounds according to the invention can also be combined with a free-flowing inert excipient and then pressed directly to give tablets without carrying out the granulation or dry-pressing steps. A transparent or opaque protective layer consisting of a shellac sealing layer, a layer of sugar or polymer material and a gloss layer of wax may be present. Dyes can be added to these coatings in order to be able to differentiate between different dosage units.

Oral liquids, such as, for example, solution, syrups and elixirs, can be prepared in the form of dosage units so that a given quantity comprises a prespecified amount of the compounds. Syrups can be prepared by dissolving the compound in an aqueous solution with a suitable flavour, while elixirs are prepared using a non-toxic alcoholic vehicle. Suspensions can be formulated by dispersion of the compound in a non-toxic vehicle. Solubilisers and emulsifiers, such as, for example, ethoxylated isostearyl alcohols and polyoxyethylene sorbitol ethers, preservatives, flavour additives, such as, for example, peppermint oil or natural sweeteners or saccharin, or other artificial sweeteners and the like, can likewise be added.

The dosage unit formulations for oral administration can, if desired, be encapsulated in microcapsules. The formulation can also be prepared in such a way that the release is extended or retarded, such as, for example, by coating or embedding of particulate material in polymers, wax and the like.

The compounds according to the invention and salts, solvates and physiologically functional derivatives thereof can also be administered in the form of liposome delivery systems, such as, for example, small unilamellar vesicles, large unilamellar vesicles and multilamellar vesicles. Liposomes can be formed

from various phospholipids, such as, for example, cholesterol, stearylamine or phosphatidylcholines.

5 The compounds according to the invention and the salts, solvates and physiologically functional derivatives thereof can also be delivered using monoclonal antibodies as individual carriers to which the compound molecules are coupled. The compounds can also be coupled to soluble polymers as targeted medicament carriers. Such polymers may encompass polyvinylpyrrolidone, pyran copolymer, polyhydroxypropylmethacrylamidophenol, polyhydroxy-ethylaspartamidophenol or polyethylene oxide polylysine, substituted by
10 palmitoyl radicals. The compounds may furthermore be coupled to a class of biodegradable polymers which are suitable for achieving controlled release of a medicament, for example polylactic acid, poly-epsilon-caprolactone, polyhydroxybutyric acid, polyorthoesters, polyacetals, polydihydroxypyranes, polycyanoacrylates and crosslinked or amphipathic block copolymers of
15 hydrogels.

Pharmaceutical formulations adapted for transdermal administration can be administered as independent plasters for extended, close contact with the
20 epidermis of the recipient. Thus, for example, the active ingredient can be delivered from the plaster by iontophoresis, as described in general terms in Pharmaceutical Research, 3(6), 318 (1986).

25 Pharmaceutical compounds adapted for topical administration can be formulated as ointments, creams, suspensions, lotions, powders, solutions, pastes, gels, sprays, aerosols or oils.

For the treatment of the eye or other external tissue, for example mouth and skin, the formulations are preferably applied as topical ointment or cream. In the
30 case of formulation to give an ointment, the active ingredient can be employed either with a paraffinic or a water-miscible cream base. Alternatively, the active

ingredient can be formulated to give a cream with an oil-in-water cream base or a water-in-oil base.

5 Pharmaceutical formulations adapted for topical application to the eye include eye drops, in which the active ingredient is dissolved or suspended in a suitable carrier, in particular an aqueous solvent.

10 Pharmaceutical formulations adapted for topical application in the mouth encompass lozenges, pastilles and mouthwashes.

15 Pharmaceutical formulations adapted for rectal administration can be administered in the form of suppositories or enemas.

20 Pharmaceutical formulations adapted for nasal administration in which the carrier substance is a solid comprise a coarse powder having a particle size, for example, in the range 20-500 microns, which is administered in the manner in which snuff is taken, i.e. by rapid inhalation via the nasal passages from a container containing the powder held close to the nose. Suitable formulations for administration as nasal spray or nose drops with a liquid as carrier substance encompass active-ingredient solutions in water or oil.

25 Pharmaceutical formulations adapted for administration by inhalation encompass finely particulate dusts or mists, which can be generated by various types of pressurised dispensers with aerosols, nebulisers or insufflators.

30 Pharmaceutical formulations adapted for vaginal administration can be administered as pessaries, tampons, creams, gels, pastes, foams or spray formulations.

35 Pharmaceutical formulations adapted for parenteral administration include aqueous and non-aqueous sterile injection solutions comprising antioxidants, buffers, bacteriostatics and solutes, by means of which the formulation is

rendered isotonic with the blood of the recipient to be treated; and aqueous and non-aqueous sterile suspensions, which may comprise suspension media and thickeners. The formulations can be administered in single-dose or multidose containers, for example sealed ampoules and vials, and stored in freeze-dried (lyophilised) state, so that only the addition of the sterile carrier liquid, for example water for injection purposes, immediately before use is necessary.

Injection solutions and suspensions prepared in accordance with the recipe can be prepared from sterile powders, granules and tablets.

It goes without saying that, in addition to the above particularly mentioned constituents, the formulations may also comprise other agents usual in the art with respect to the particular type of formulation; thus, for example, formulations which are suitable for oral administration may comprise flavours.

A therapeutically effective amount of a compound of the present invention depends on a number of factors, including, for example, the age and weight of the human or animal, the precise disease condition which requires treatment, and its severity, the nature of the formulation and the method of administration, and is ultimately determined by the treating doctor or vet. However, an effective amount of a compound according to the invention is generally in the range from 0.1 to 100 mg/kg of body weight of the recipient (mammal) per day and particularly typically in the range from 1 to 10 mg/kg of body weight per day. Thus, the actual amount per day for an adult mammal weighing 70 kg is usually between 70 and 700 mg, where this amount can be administered as an individual dose per day or usually in a series of part-doses (such as, for example, two, three, four, five or six) per day, so that the total daily dose is the same. An effective amount of a salt or solvate or of a physiologically functional derivative thereof can be determined as the fraction of the effective amount of the compound according to the invention *per se*. It can be assumed that similar doses are suitable for the treatment of other conditions mentioned above.

- 42A -

Throughout this specification and the claims which follow, unless the context requires otherwise, the word “comprise”, and variations such as “comprises” and “comprising”, will be understood to imply the inclusion of a stated integer or step or group of integers or steps but not the exclusion of any other integer or step or group of integers or steps.

EXAMPLES

The following examples illustrate the invention without, however, limiting it. The starting materials used are known products or products prepared according to known procedures. The percentages are expressed on a weight basis, unless otherwise mentioned.

The compounds were characterised especially via the following analytical techniques.

The NMR spectra were acquired using a Bruker Avance DPX 300 MHz NMR spectrometer.

The masses were determined by HPLC coupled to an Agilent Series 1100 mass detector. The melting points (m.p.) were measured on a Stuart Scientific block.

Intermediate 1:

3-(4-bromophenyl)-4-hydroxy-5-phenyl-6,7-dihydro-thieno[2,3-b]pyridin-6-one

Step 1: To a solution of ethyl 2-amino-4-(4-bromophenyl)thiophene-3-carboxylate (12g, 36.8 mmol) in dioxanne (100 mL) was added dropwise a solution of phenylacetyl chloride (5.84 mL) in dioxanne (100 mL). After 15 minutes at room temperature, the reaction mixture was heated to 70°C for 1 hour. The solvent was removed under reduced pressure and the yellowish remaining solid taken up into a minimum of ethyl acetate. Petroleum ether was added and an off-white solid (14.3g) was recovered.

¹H NMR (DMSO-d₆, 300 MHz) δ [ppm] 10.98 (bs, 1H), 7.53-7.20 (m, 9H), 6.93 (s, 1H), 4.01 (q, 2H), 3.92 (s, 2H), 0.91 (t, 3H).

Step 2: To a solution of previous compound (14.3g) in tetrahydrofuran (630 mL) was added potassium hexamethyldisilazane (256 mL, 0.5M in toluene). After 30 minutes at room temperature, the reaction mixture was quenched with hydrochloric solution (4M) and extracted with ethyl acetate. The organic phase was dried over sodium sulphate and the solvent removed under reduced pressure. The remaining yellow oil was taken up into a minimum of ethyl

acetate. Petroleum ether was added and the off-white solid (11g) formed was recovered.

¹H NMR (DMSO-d₆, 300 MHz) δ [ppm] 7.55-7.40 (dd, 4H), 7.35-7.25 (m, 5H), 7.06 (s, 1H).

5

Intermediate 2:

3-(4-bromophenyl)-4-hydroxy-5-(pyridin-3-yl)-6,7-dihydro-thieno[2,3-b]pyridin-6-one

Step 1: To a solution of ethyl 2-amino-4-(4-bromophenyl)thiophene-3-carboxylate (10g, 30.7 mmol), 3-pyridyl acetic acid hydrochloride (12.8g) in tetrahydrofuran (200 mL) was added dicyclohexylcarbodiimide (15g). The solution was heated to reflux overnight then filtered. The organic phase was taken up into ethyl acetate and washed with sodium bicarbonate solution. The organic solution was dried over sodium sulfate and the solvent removed under reduced pressure. The crude solid obtained was washed with a mixture petroleum ether/minimum ethyl acetate. An off-white solid (9.8g) was recovered.

¹H NMR (DMSO-d₆, 300 MHz) δ [ppm] 11.10 (bs, 1H), 8.59 (s, 1H), 8.53 (d, 1H), , 7.82 (d, 1H), 7.54 (d, 2H), 7.41 (dd, 1H), 7.27 (d, 2H), 6.99 (s, 1H), 4.06 (q, 2H), 4.04 (s, 2H), 0.96 (t, 3H).

20

Step 2: To the previous compound (5g, 11.2 mmol) in tetrahydrofuran (250 mL) was added dropwise potassium hexamethyldisilazane (90 mL, 0.5M solution in toluene). After 1 hour, the reaction mixture was concentrated to dryness and taken up into ethyl acetate / water mixture. The aqueous phase was partially concentrated until a solid precipitated. This one was filtered (3.46g) and washed with ethyl acetate; MS: 399.0 (M+1);

¹H NMR (DMSO-d₆, 300 MHz) δ [ppm] 8.83 (s, 1H), 8.03 (m, 2H), 7.41 (m, 5H), 7.09 (m, 1H), 6.59 (s, 1H).

25

30

Example 1:

2-chloro-4-hydroxy-3-(2'-methoxybiphenyl-4-yl)-5-phenyl-6,7-dihydro-thieno[2,3-b]pyridin-6-one

Step 1: A solution of intermediate 1 step 1 (2g, 4.50 mmol), 2-methoxyphenyl boronic acid (1.37g), cesium carbonate (4.40g) and palladium tetrakis(triphenylphosphine) (468 mg) under argon in a mixture of toluene (55 mL) / ethanol (65 mL) / water (32 mL) was heated overnight at 80°C. The solution was filtered over a pad of celite® and taken up into ethyl acetate. The organic solution was washed with a hydrochloride solution (4M) then dried over sodium sulphate. The solvent was removed under reduced pressure and the crude solid obtained (1.57g) was washed with a mixture of petroleum ether / minimum ethyl acetate.

¹H NMR (DMSO-d₆, 300 MHz) δ [ppm] 11.01 (bs, 1H), 7.67-7.03 (m, 13H), 6.99 (s, 1H), 4.08 (q, 2H), 3.96 (s, 2H), 3.78 (s, 3H), 0.96 (t, 3H).

Step 2: A solution of previous compound (1.54g, 3.27 mmol), N-chlorosuccinimide (0.48g) in chloroform (20 mL) was heated overnight at 50°C. The solvent was evaporated and the crude taken up into ethyl acetate. This solution was washed with water then dried over sodium sulphate. The solvent was removed under reduced pressure and the remaining oil was crystallised with a mixture of isopropyl ether / minimum ethyl acetate. The formed solid (1.18g) was filtered.

¹H NMR (DMSO-d₆, 300 MHz) δ [ppm] 11.51 (bs, 1H), 7.50-7.13 (m, 13H), 3.97 (s, 2H), 3.95 (q, 2H), 3.76 (s, 3H), 0.79 (t, 3H).

Step 3: To a solution of potassium hexamethyldisilazane (18.6 mL, 0.5 M in toluene) was added dropwise previous compound (1.18g, 2.32 mmol, in 45 mL of tetrahydrofuran). After 1 hour, the solvents were removed under reduced pressure and a solution of hydrochloric acid (4N) was added to the crude solid. After a few minutes of stirring, the solid was filtered (1g) and washed with a mixture petroleum ether / minimum ethyl acetate; MS: 460.0 (M+1);

¹H NMR (DMSO-d₆, 300 MHz) δ [ppm] 7.55-7.06 (m, 13H), 3.80 (s, 3H)

Example 2:

4-hydroxy-3-(2'-hydroxybiphenyl-4-yl)-5-phenyl-6,7-dihydro-thieno[2,3-b]pyridin-6-one

A solution of intermediate 1 (0.4g, 1 mmol), 2-hydroxyphenyl boronic acid (277 mg), cesium carbonate (981 mg) and palladium tetrakis(triphenylphosphine) (100mg) under argon in a mixture of dimethylformamide (10mL) / toluene (1 mL) / ethanol (6 mL) / water (3 mL) was heated overnight at 80°C. The solution was filtered over a pad of celite® and concentrated under reduced pressure.

Acetonitrile was added. The precipitated solide (244 mg) was filtered and washed by water, hydrochloride solution (4M), acetonitrile and petroleum ether;

MS: 412.1 (M+1);

¹H NMR (DMSO-d₆, 300 MHz) δ [ppm] 7.52-7.45 (m, 4H), 7.37-7.23 (m, 6H), 7.17-7.11 (m, 1H), 7.04 (s, 1H), 6.96-6.84 (m, 2H).

Example 3:

4-hydroxy-3-(2'-hydroxybiphenyl-4-yl)-5-(pyridine-3-yl)-6,7-dihydro-thieno[2,3-b]pyridin-6-one

A solution of intermediate 2 (1g, 2.50 mmol), 2-hydroxyphenyl boronic acid (0.69 g), cesium carbonate (2.45 g) and palladium tetrakis(triphenylphosphine) (260 mg) under argon in a mixture of dimethylformamide (25 mL) / toluene (2.6 mL) / ethanol (15 mL) / water (7.5 mL) was heated for 6 hours at 80°C. The solution was filtered over a pad of celite® and concentrated under reduced pressure. Acetonitrile was added. The precipitated solide (629 mg) was filtered and washed by water, acetone, ethyl acetate and petroleum ether;

MS: 413 (M+1);

¹H NMR (DMSO-d₆, 300 MHz) δ [ppm] 9.66 (bs, 1H), 8.90 (m, 1H), 8.79-8.77 (m, 1H), 8.56-8.53 (m, 1H), 8.06-8.01 (m, 1H), 7.54-7.47 (m, 4H), 7.26-7.09 (m, 3H), 7.00-6.83 (m, 2H).

Example 4:

4-hydroxy-3-(3'-hydroxymethylbiphenyl-4-yl)-5-(pyridine-3-yl)-6,7-dihydro-thieno[2,3-b]pyridin-6-one

A solution of intermediate 2 (1g, 2.50 mmol), 3-hydroxymethylphenyl boronic acid (0.76 g), cesium carbonate (2.45 g) and palladium tetrakis(triphenylphosphine) (260 mg) under argon in a mixture of dimethylformamide (25 mL) / toluene (2.6 mL) / ethanol (15 mL) / water (7.5 mL) was heated overnight at 80°C. The solution was filtered over a pad of celite® and concentrated under reduced pressure. Acetonitrile and hydrochloric solution (5M) were added. The precipitated solid (527 mg) was filtered and washed by water, ethyl acetate and petroleum ether; MS: 427.1 (M+1);
¹H NMR (DMSO-d₆, 300 MHz) δ [ppm] 8.89-8.01 (m, 4H), 7.65-7.29 (m, 8H), 7.12 (s, 1H), 4.56 (s, 2H).

Example 5: 4-hydroxy-3-[2-(2-methoxyphenyl)pyridin-5-yl]-5-phenyl-6,7-dihydro-thieno[2,3-b]pyridin-6-one

Step 1: A solution of 5-acetyl-2-chloro-pyridine (4.45 g, 28.6 mmol), 2-methoxyphenyl boronic acid (8.96 g), cesium carbonate (27.9 g) and palladium tetrakis(triphenylphosphine) (2.97 g) under argon in a mixture of toluene (10 mL) / ethanol (12 mL) / water (6 mL) was heated overnight at 80°C. The solution was filtered over a pad of celite® and concentrated under reduced pressure. The crude was purified over silica (dichloromethane then diisopropyl ether); MS: 228.1 (M+1).

Step 2: A solution of previous compound (5.73 g, 25 mmol), sulphur (6.47 g), ethyl cyanoacetate (3.28 mL), morpholine (4.4 mL) and absolute ethanol (100 mL) was heated to 50°C overnight. The reaction mixture was filtered and the solvent evaporated. The remaining oil was taken up in a mixture of water / ethyl acetate. The aqueous phase was extracted with ethyl acetate and the whole organic phase washed with brine, dried over sodium sulphate and concentrated under reduced pressure. The crude oil was purified over silica (petroleum ether 80 / ethyl acetate 20) to afford the desired compound (2.38 g); MS: 355.1 (M+1).

Step 3: To previous compound (2.38 g) in dioxane (15 mL) was added phenylacetyl chloride (1.15 mL in 5 mL of dioxane) dropwise. After 2 hours, the

reaction mixture was evaporated to dryness. To the remaining oil was added iced water and diisopropyl ether. The precipitated solid (2.4 g) was filtered and washed with water and diisopropylether. To this solid in tetrahydrofurane (40 mL) was added potassium hexamethyldisilazane (40L, 0.5 M in toluene) and the reaction mixture is heated at 70°C overnight. The solvents were removed under reduced pressure. To the remaining oil was added water and acetic acid (until pH 4). The precipitated solid (1.77 g) was filtered and washed with water; MS: 427.1 (M+1);

¹H NMR (DMSO-d₆, 300 MHz) δ [ppm] 12.09 (bs, 1H), 9.65 (bs, 1H), 8.67 (s, 1H), 7.85-7.71 (m, 3H), 7.37 (m, 9H), 3.78 (s, 3H).

The following compounds can be obtained by a similar way:

Table I :

	R ¹	B ²	B ¹	R ²	MS
1	H	phenyl	1,4-phenylene	phenyl	396.1 (M+1)
2	H	2-methoxyphenyl	1,4-phenylene	phenyl	426.1 (M+1)
3	Cl	2-methoxyphenyl	1,4-phenylene	phenyl	460.0 (M+1)
4	H	2-hydroxyphenyl	1,4-phenylene	phenyl	412.1 (M+1)
5	Cl	2-hydroxyphenyl	1,4-phenylene	phenyl	446.0 (M+1)
6	H	2-fluorophenyl	1,4-phenylene	phenyl	414.0 (M+1)
7	H	2-methylphenyl	1,4-phenylene	phenyl	410.1 (M+1)
8	H	2-trifluoromethylphenyl	1,4-phenylene	phenyl	464.1 (M+1)
9	H	3-hydroxyphenyl	1,4-phenylene	phenyl	412.1 (M+1)
10	H	3-fluorophenyl	1,4-phenylene	phenyl	414.0 (M+1)
11	H	3-methylphenyl	1,4-phenylene	phenyl	410.1 (M+1)
12	H	4-hydroxyphenyl	1,4-phenylene	phenyl	412.0 (M+1)
13	H	4-fluorophenyl	1,4-phenylene	phenyl	414.0 (M+1)
14	H	4-methylphenyl	1,4-phenylene	phenyl	410.1 (M+1)
15	H	3-trifluoromethylphenyl	1,4-phenylene	phenyl	464.0 (M+1)
16	H	4-trifluoromethylphenyl	1,4-phenylene	phenyl	464.0 (M+1)
17	H	3-cyanophenyl	1,4-phenylene	phenyl	421.0 (M+1)
18	H	3-trifluoromethoxyphenyl	1,4-phenylene	phenyl	480.1 (M+1)
19	H	4-cyanophenyl	1,4-phenylene	phenyl	421.1 (M+1)
20	H	4-methylsulfonylphenyl	1,4-phenylene	phenyl	474.1 (M+1)
21	H	4-fluoro-2-hydroxyphenyl	1,4-phenylene	phenyl	430.1 (M+1)
22	H	phenyl	1,4-phenylene	4-cyanophenyl	419.0 (M+1)
23	H	4-fluorophenyl	1,4-phenylene	Pyridin-4-yl	415.0 (M+1)
24	H	4-methylphenyl	1,4-phenylene	Pyridin-4-yl	411.1 (M+1)
25	H	4-methoxycarbonylphenyl	1,4-phenylene	Pyridin-4-yl	455.1 (M+1)
26	H	Phenyl	1,4-phenylene	Pyridin-4-yl	397.1 (M+1)
27	H	3-furyl	1,4-phenylene	Pyridin-4-yl	387.1 (M+1)

28	H	2-hydroxyphenyl	1,4-phenylene	Pyridin-4-yl	413.1 (M+1)
29	H	4-hydroxyphenyl	1,4-phenylene	Pyridin-4-yl	413.1 (M+1)
30	H	Pyridin-4-yl	1,4-phenylene	Pyridin-4-yl	398.1 (M+1)
31	H	2-hydroxyphenyl	1,4-phenylene	Pyridin-3-yl	413.0 (M+1)
32	H	2-fluorophenyl	1,4-phenylene	Pyridin-3-yl	415.1 (M+1)
33	H	3-fluorophenyl	1,4-phenylene	Pyridin-3-yl	415.1 (M+1)
34	H	4-fluorophenyl	1,4-phenylene	Pyridin-3-yl	415.1 (M+1)
35	H	2-methylphenyl	1,4-phenylene	Pyridin-3-yl	411.1 (M+1)
36	H	3-methylphenyl	1,4-phenylene	Pyridin-3-yl	411.1 (M+1)
37	H	4-methylphenyl	1,4-phenylene	Pyridin-3-yl	411.1 (M+1)
38	H	3-furyl	1,4-phenylene	Pyridin-3-yl	387.0 (M+1)
39	H	3-hydroxymethylphenyl	1,4-phenylene	Pyridin-3-yl	427.1 (M+1)
40	H	Pyridin-3-yl	1,4-phenylene	Pyridin-3-yl	398.1 (M+1)
41	H	2,4-dimethoxyphenyl	1,4-phenylene	phenyl	456.1 (M+1)
42	H	4-fluoro-2-methoxyphenyl	1,4-phenylene	phenyl	444.1 (M+1)
43	H	2,4-dihydroxyphenyl	1,4-phenylene	phenyl	428.0 (M+1)
44	H	3,5-dimethoxyphenyl	1,4-phenylene	phenyl	456.1 (M+1)
45	H	phenyl	2-methoxy -1,4-phenylene	phenyl	426.2 (M+1)
46	H	4-methylphenyl	2-methoxy -1,4-phenylene	phenyl	440.2 (M+1)
47	H	4-fluorophenyl	2-methoxy -1,4-phenylene	phenyl	444.1 (M+1)
48	H	4-hydroxyphenyl	2-methoxy -1,4-phenylene	phenyl	442.1 (M+1)
49	H	2-hydroxyphenyl	2-methoxy -1,4-phenylene	phenyl	442.1 (M+1)
50	H	4-methylphenyl	2-hydroxy -1,4-phenylene	phenyl	426.2 (M+1)
51	H	4-hydroxyphenyl	2-hydroxy -1,4-phenylene	phenyl	428.1 (M+1)
52	H	4-carboxyphenyl	2-methoxy -1,4-phenylene	phenyl	470.1 (M+1)
53	H	4-carboxyphenyl	2-hydroxy -1,4-phenylene	phenyl	456.1 (M+1)
54	H	2-methylphenyl	2-methoxy -1,4-phenylene	phenyl	440.1 (M+1)
55	H	3-hydroxymethylphenyl	2-methoxy -1,4-phenylene	phenyl	456.1 (M+1)
56	H	Pyridin-3-yl	3-methoxy -1,4-phenylene	phenyl	427.1 (M+1)
57	H	Pyridin-4-yl	2-hydroxy-1,4-phenylene	phenyl	413.1 (M+1)
58	H	3-hydroxymethylphenyl	1,4-phenylene	phenyl	426.1 (M+1)
59	H	4-hydroxymethylphenyl	1,4-phenylene	phenyl	426.1 (M+1)
60	H	2-carboxyphenyl	1,4-phenylene	phenyl	440.0 (M+1)
61	H	3-carboxyphenyl	1,4-phenylene	phenyl	438.0 (M-1)
62	H	4-carboxyphenyl	1,4-phenylene	phenyl	440.0 (M+1)
63	H	4-carboxyphenyl	3-methoxy-1,4-phenylene	phenyl	470.1 (M+1)
64	H	Pyridin-4-yl	1,4-phenylene	phenyl	397.1 (M+1)

65	H	Pyridin-3-yl	1,4-phenylene	phenyl	397.1 (M+1)
66	H	3-furan	1,4-phenylene	phenyl	386.0 (M+1)
67	H	4-methoxyphenyl	1,3-Phenylene	phenyl	426.1 (M+1)
68	H	2-methoxyphenyl	1,3-Phenylene	phenyl	426.1 (M+1)
69	H	3-methoxyphenyl	1,3-Phenylene	phenyl	426.1 (M+1)
70	H	4-hydroxymethylphenyl	1,3-Phenylene	phenyl	426.1 (M+1)
71	H	3-hydroxymethylphenyl	1,3-Phenylene	phenyl	426.1 (M+1)
72	H	1,3-benzodioxan-5-yl	1,3-Phenylene	phenyl	440.0 (M+1)
73	H	Phenyl	1,3-Phenylene	phenyl	396.0 (M+1)
74	H	3-hydroxyphenyl	1,3-Phenylene	phenyl	412.0 (M+1)
75	H	4-hydroxyphenyl	1,3-Phenylene	phenyl	412.0 (M+1)
76	H	2-methoxyphenyl	2,5-pyridinylene	phenyl	427.1 (M+1)
77	H	Phenyl	2,5-pyridinylene	phenyl	397.1 (M+1)
78	H	2-hydroxyphenyl	2,5-pyridinylene	phenyl	413.1 (M+1)

Biological assays

5 - Enzymatic activity

The following biological test allows the determination of the efficacy of such compounds of formula (I) onto AMPK protein (recombinant $\alpha 1\beta 1\gamma 2$).

Human recombinant AMPK enzyme was expressed in E. Coli and was reactivated in vitro by LKB1 prior to enzyme activity determination.

- 10 AMPK enzyme activities were assayed by using A Delfia technology. AMPK enzyme activities were carried out in microtiter plates (50 mM Hepes buffer, pH 7.4 with 125 μ M ATP respectively) in the presence of a synthetic peptide substrate (AMARAASAAALARRR, the "AMARA" peptide) and activators in serial dilutions. Reactions were initiated by the addition of AMPK (50-100 ng).
- 15 Following mixing, the plates were incubated for 30 min at room temperature. Enzyme activity was assayed by using an anti-phosphoserine antibody to measure the quantity of phosphate incorporated into the AMARAA.

N^o: Number of the molecule

20 Activity :

Ratio between the % of control (basal activity) of compound of formula (I) at 30 μ M and the % of control (basal activity) of AMP (natural substrate) at 30 μ M.

Compounds of formula (I) in the table II are considered as direct activator of AMPK if the ratio is 90% or higher.

Table II :

No	activity		No	activity
1	130		31	143
2	158		32	159
3	111		33	147
4	126		34	165
5	138		35	161
6	191		36	156
7	141		37	168
9	120		38	145
10	153		39	147
11	150		40	162
12	139		42	107
13	206		43	139
14	176		45	120
16	101		46	124
17	116		47	118
19	217		48	264
20	206		50	421
21	187		51	384
22	152		52	219
23	163		53	376
24	191		55	160
25	154		56	143
26	258		57	243
27	199		58	111
28	246		59	128
29	213			
30	212			

5

Glucose Uptake in muscle

Skeletal muscle is the major site of insulin-stimulated glucose disposal and insulin resistance in this target tissue has long been viewed as a contribution factor in the pathogenesis of type 2 diabetes (T2D). Therefore alternative pathways that stimulate skeletal muscle glucose uptake independently of insulin signaling could potentially improve glycemic control in T2D subjects. Although exercise stimulates glucose uptake in skeletal muscle independently

10

of the insulin pathway, the underlying molecular mechanisms remains largely elusive.

The finding that the glucose transport can be increased in isolated skeletal muscle in response to contraction in vitro suggests that the signaling pathways elicited by internal cellular energy deficiency are partly accountable for contraction-induced glucose uptake. AMPK is considered as an attractive candidate for contraction-induced skeletal muscle glucose uptake because it is activated in parallel with elevation in AMP and a reduction in creatine phosphate energy stores (Hubter C.A., Am. J. Physiol. Endocrinol. Metab. 272:E262-E266 ; 1997). Furthermore, AICAR-induced activation of AMPK increases glucose uptake (Merrill G.F. and al., Am. J. Physiol. Endocrinol. Metab. 273:E1107-E1112 ; 1997).

- Glucose Uptake in H-2Kb cells (in vitro cellular test)

The following cellular test allows the determination of the effect of AMPK activators such as compounds of formula (I) onto glucose uptake in a muscle cellular model.

H-2Kb cells derived from heterozygous H-2Kb tsA58 transgenic mouse were grown in 24-well in plates coated with matrigel and were cultured at 33 °C for 4 days under permissive conditions, as described previously by Fryer et al. (Diabetes 49 (12): 1978, 2000).

For differentiation in muscle, cells were switched to non-permissive culture conditions (37 °C in the absence of interferon- γ). After 3 days, cells were incubated for 4 hours in DMEM 1g/l glucose culture medium containing different concentrations of the tested molecules. Then glucose uptake was measured by incubating the cells for 10 min with radiolabelled 2-deoxy-D-[1, 2 3 H] glucose. Glucose uptake was terminated by rapidly washing the plates 2 times with ice-cold NaCl 0,9%. The cells were then solubilized in 0.1N NaOH for 30 min. Radioactivity was determined by liquid scintillation counting.

N^o: Number of the molecule

Activity table III : Concentration of compound (I) for a glucose uptake equal or higher to glucose uptake induced by insulin (170nM)

** concentration of compound (I) ≤ 10 microMolar

* concentration of compound (I) > 10 micro Molar

5

Table III

N°	activity
1	*
2	*
3	**
4	*
6	*
7	*
9	*
11	*
20	*
22	*
35	*
36	*

Compounds of the invention are able to increase glucose uptake in a muscular cell line named H-2Kb independently of insulin.

10

These data resulting of an enzymatic test followed by a cellular test shows that thienopyridone derivatives as defined in formula (I) are direct AMPK activators and these compounds are able to increase glucose uptake preferably in muscular cells.

15

20

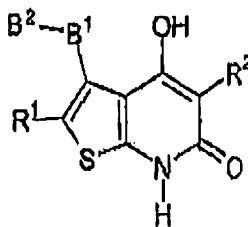
PAGE BLANK UPON FILING

2009243811 10 Mar 2014

- 55 -

The claims defining the invention are as follows:

1. A compound of the formula (I)



formula (I)

in which:

R¹ denotes H or Hal,

R² denotes phenyl, which can be substituted with CN, or denotes pyridyl,

B¹ denotes 2,5-pyridinyl, 1,3- or 1,4-phenylene, which can be substituted with methoxy and hydroxy groups,

B² denotes:

phenyl, optionally substituted with one or two groups selected from hydroxyl, methoxy, hydroxymethyl, Hal, methyl, trifluoromethyl, cyano, methylsulfonyl, methoxycarbonyl, trifluoromethoxy or carboxy; or

furanyl, pyridine-4-yl, pyridine-3-yl, or 1,3-benzodioxane-5-yl optionally substituted with one or two groups selected from hydroxyl, methoxy, hydroxymethyl, Hal, methyl, trifluoromethyl, cyano, methoxycarbonyl or carboxy, and

Hal denotes F, Cl, Br or I,

or a pharmaceutically usable salt thereof.

2. A compound according to claim 1, selected from the group

3-biphenyl-4-yl- 4-hydroxy-5-phenyl-6,7-dihydro-thieno[2,3-b]pyridin-6-one,

4-hydroxy-3-(2'-methoxybiphenyl-4-yl)-5-phenyl-6,7-dihydro-thieno[2,3-b]pyridin-6-one,

2-chloro-4-hydroxy-3-(2'-methoxybiphenyl-4-yl)-5-phenyl-6,7-dihydro-thieno[2,3-b]pyridin-6-one,

4-hydroxy-3-(2'-hydroxybiphenyl-4-yl)-5-phenyl-6,7-dihydro-thieno[2,3-b]pyridin-6-one,

2-chloro-4-hydroxy-3-(2'-hydroxybiphenyl-4-yl)-5-phenyl-6,7-dihydro-thieno[2,3-b]pyridin-6-one,
3-(2'-fluorobiphenyl-4-yl)-4-hydroxy-5-phenyl-6,7-dihydro-thieno[2,3-b]pyridin-6-one,
4-hydroxy-3-(2'-methylbiphenyl-4-yl)-5-phenyl-6,7-dihydro-thieno[2,3-b]pyridin-6-one,
4-hydroxy-5-phenyl-3-(2'-trifluoromethylbiphenyl-4-yl)-6,7-dihydro-thieno[2,3-b]pyridin-6-one,
4-hydroxy-3-(3'-hydroxybiphenyl-4-yl)-5-phenyl-6,7-dihydro-thieno[2,3-b]pyridin-6-one,
3-(3'-fluorobiphenyl-4-yl)-4-hydroxy-5-phenyl-6,7-dihydro-thieno[2,3-b]pyridin-6-one,
4-hydroxy-3-(3'-methylbiphenyl-4-yl)-5-phenyl-6,7-dihydro-thieno[2,3-b]pyridin-6-one,
4-hydroxy-3-(4'-hydroxybiphenyl-4-yl)-5-phenyl-6,7-dihydro-thieno[2,3-b]pyridin-6-one,
3-(4'-fluorobiphenyl-4-yl)-4-hydroxy-5-phenyl-6,7-dihydro-thieno[2,3-b]pyridin-6-one,
4-hydroxy-3-(4'-methylbiphenyl-4-yl)-5-phenyl-6,7-dihydro-thieno[2,3-b]pyridin-6-one,
4-hydroxy-5-phenyl-3-(3'-trifluoromethylbiphenyl-4-yl)-6,7-dihydro-thieno[2,3-b]pyridin-6-one,
4-hydroxy-5-phenyl-3-(4'-trifluoromethylbiphenyl-4-yl)-6,7-dihydro-thieno[2,3-b]pyridin-6-one,
3-(3'-cyanobiphenyl-4-yl)-4-hydroxy-5-phenyl-6,7-dihydro-thieno[2,3-b]pyridin-6-one,
4-hydroxy-5-phenyl-3-(4'-trifluoromethoxybiphenyl-4-yl)-6,7-dihydro-thieno[2,3-b]pyridin-6-one,
3-(4'-cyanobiphenyl-4-yl)-4-hydroxy-5-phenyl-6,7-dihydro-thieno[2,3-b]pyridin-6-one,
4-hydroxy-3-(4'-methylsulfonylbiphenyl-4-yl)-5-phenyl-6,7-dihydro-thieno[2,3-b]pyridin-6-one,
3-(4'-fluoro-2'-hydroxybiphenyl-4-yl)-4-hydroxy-5-phenyl-6,7-dihydro-thieno[2,3-b]pyridin-6-one,

2009243811 10 Mar 2014

- 57 -

3-biphenyl-4-yl-5-(4-cyanophenyl)-4-hydroxy-6,7-dihydro-thieno[2,3-b]pyridin-6-one,
 3-(4'-fluorobiphenyl-4-yl)-4-hydroxy-5-pyridin-4-yl-6,7-dihydro-thieno[2,3-b]pyridin-6-one,
 4-hydroxy-3-(4'-methylbiphenyl-4-yl)-5-pyridin-4-yl-6,7-dihydro-thieno[2,3-b]pyridin-6-one,
 Methyl 4'-(4-hydroxy-6-oxo-5-pyridin-4-yl-6,7-dihydro-thieno[2,3-b]pyridin-3-yl)biphenyl-4-carboxylate,
 3-biphenyl-4-yl-4-hydroxy-5-pyridin-4-yl-6,7-dihydro-thieno[2,3-b]pyridin-6-one,
 3-[4-(3-furyl)phenyl]-4-hydroxy-5-pyridin-4-yl-6,7-dihydro-thieno[2,3-b]pyridin-6-one,
 4-hydroxy-3-(2'-hydroxybiphenyl-4-yl)-5-pyridin-4-yl-6,7-dihydro-thieno[2,3-b]pyridin-6-one,
 4-hydroxy-3-(4'-hydroxybiphenyl-4-yl)-5-pyridin-4-yl-6,7-dihydro-thieno[2,3-b]pyridin-6-one,
 4-hydroxy-5-pyridin-4-yl-3-(4-pyridin-4-ylphenyl)-6,7-dihydro-thieno[2,3-b]pyridin-6-one,
 4-hydroxy-3-(2'-hydroxybiphenyl-4-yl)-5-pyridin-3-yl-6,7-dihydro-thieno[2,3-b]pyridin-6-one,
 3-(2'-fluorobiphenyl-4-yl)-4-hydroxy-5-pyridin-3-yl-6,7-dihydro-thieno[2,3-b]pyridin-6-one,
 3-(3'-fluorobiphenyl-4-yl)-4-hydroxy-5-pyridin-3-yl-6,7-dihydro-thieno[2,3-b]pyridin-6-one,
 3-(4'-fluorobiphenyl-4-yl)-4-hydroxy-5-pyridin-3-yl-6,7-dihydro-thieno[2,3-b]pyridin-6-one,
 4-hydroxy-3-(2'-methylbiphenyl-4-yl)-5-pyridin-3-yl-6,7-dihydro-thieno[2,3-b]pyridin-6-one,
 4-hydroxy-3-(3'-methylbiphenyl-4-yl)-5-pyridin-3-yl-6,7-dihydro-thieno[2,3-b]pyridin-6-one,
 4-hydroxy-3-(4'-methylbiphenyl-4-yl)-5-pyridin-3-yl-6,7-dihydro-thieno[2,3-b]pyridin-6-one,

2009243811 10 Mar 2014

- 58 -

4-hydroxy-3-[4-(3-furyl)phenyl]-5-pyridin-3-yl-6,7-dihydro-thieno[2,3-b]pyridin-6-one,

4-hydroxy-3-(3'-hydroxymethylbiphenyl-4-yl)-5-pyridin-3-yl-6,7-dihydro-thieno[2,3-b]pyridin-6-one,

4-hydroxy-5-pyridin-3-yl-3-(4-pyridin-3-ylphenyl)-6,7-dihydro-thieno[2,3-b]pyridin-6-one,

3-(2',4'-dimethoxybiphenyl-4-yl)-4-hydroxy-5-phenyl-6,7-dihydro-thieno[2,3-b]pyridin-6-one,

3-(4'-fluoro-2'-methoxybiphenyl-4-yl)-4-hydroxy-5-phenyl-6,7-dihydro-thieno[2,3-b]pyridin-6-one,

4-hydroxy-3-(2',4'-dihydroxybiphenyl-4-yl)-5-phenyl-6,7-dihydro-thieno[2,3-b]pyridin-6-one,

4-hydroxy-3-(3',5'-dimethoxybiphenyl-4-yl)-5-phenyl-6,7-dihydro-thieno[2,3-b]pyridin-6-one,

4-hydroxy-3-(2-methoxybiphenyl-4-yl)-5-phenyl-6,7-dihydro-thieno[2,3-b]pyridin-6-one,

4-hydroxy-3-(4'-methyl-2-methoxybiphenyl-4-yl)-5-phenyl-6,7-dihydro-thieno[2,3-b]pyridin-6-one,

3-(4'-fluoro-2-methoxybiphenyl-4-yl)-4-hydroxy-5-phenyl-6,7-dihydro-thieno[2,3-b]pyridin-6-one,

4-hydroxy-3-(4'-hydroxy-2-methoxybiphenyl-4-yl)-5-phenyl-6,7-dihydro-thieno[2,3-b]pyridin-6-one,

4-hydroxy-3-(2'-hydroxy-2-methoxybiphenyl-4-yl)-5-phenyl-6,7-dihydro-thieno[2,3-b]pyridin-6-one,

4-hydroxy-3-(2-hydroxy-4'-methylbiphenyl-4-yl)-5-phenyl-6,7-dihydro-thieno[2,3-b]pyridin-6-one,

4-hydroxy-3-(2,4'-hydroxybiphenyl-4-yl)-5-phenyl-6,7-dihydro-thieno[2,3-b]pyridin-6-one,

4'-(4-hydroxy-6-oxo-5-phenyl-6,7-dihydro-thieno[2,3-b]pyridin-3-yl)-2'-methoxybiphenyl-4-carboxylic acid,

2'-hydroxy-4'-(4-hydroxy-6-oxo-5-phenyl-6,7-dihydro-thieno[2,3-b]pyridin-3-yl)biphenyl-4-carboxylic acid,

4-hydroxy-3-(2-methoxy-2'-methylbiphenyl-4-yl)-5-phenyl-6,7-dihydro-
 thieno[2,3-b]pyridin-6-one,
 4-hydroxy-3-(3'-hydroxymethyl-2-methoxybiphenyl-4-yl)-5-phenyl-6,7-dihydro-
 thieno[2,3-b]pyridin-6-one,
 4-hydroxy-3-[3-methoxy-4-pyridin-3-ylphenyl]-5-phenyl-6,7-dihydro-thieno[2,3-
 b]pyridin-6-one,
 4-hydroxy-3-[2-hydroxy-4-pyridin-4-ylphenyl]-5-phenyl-6,7-dihydro-thieno[2,3-
 b]pyridin-6-one,
 4-hydroxy-3-(3'-hydroxymethylbiphenyl-4-yl)-5-phenyl-6,7-dihydro-thieno[2,3-
 b]pyridin-6-one,
 4-hydroxy-3-(4'-hydroxymethylbiphenyl-4-yl)-5-phenyl-6,7-dihydro-thieno[2,3-
 b]pyridin-6-one,
 4'-(4-hydroxy-6-oxo-5-phenyl-6,7-dihydro-thieno[2,3-b]pyridin-3-yl)biphenyl-2-
 carboxylic acid,
 4'-(4-hydroxy-6-oxo-5-phenyl-6,7-dihydro-thieno[2,3-b]pyridin-3-yl)biphenyl-3-
 carboxylic acid,
 4'-(4-hydroxy-6-oxo-5-phenyl-6,7-dihydro-thieno[2,3-b]pyridin-3-yl)biphenyl-4-
 carboxylic acid,
 4'-(4-hydroxy-6-oxo-5-phenyl-6,7-dihydro-thieno[2,3-b]pyridin-3-yl)-3'-
 methoxybiphenyl-4-carboxylic acid,
 4-hydroxy-3-(4-pyridin-4-ylphenyl)-5-phenyl-6,7-dihydro-thieno[2,3-b]pyridin-6-
 one,
 4-hydroxy-3-(4-pyridin-3-ylphenyl)-5-phenyl-6,7-dihydro-thieno[2,3-b]pyridin-6-
 one,
 4-hydroxy-3-[4-(3-furyl)phenyl]-5-phenyl-6,7-dihydro-thieno[2,3-b]pyridin-6-one ,
 4-hydroxy-3-(4'-methoxybiphenyl-3-yl)- 5-phenyl-6,7-dihydro-thieno[2,3-
 b]pyridin-6-one,
 4-hydroxy-3-(2'-methoxybiphenyl-3-yl)- 5-phenyl-6,7-dihydro-thieno[2,3-
 b]pyridin-6-one ,
 4-hydroxy-3-(3'-methoxybiphenyl-3-yl)- 5-phenyl-6,7-dihydro-thieno[2,3-
 b]pyridin-6-one,

2009243811 10 Mar 2014

- 60 -

4-hydroxy-3-(4'-hydroxymethylbiphenyl-3-yl)-5-phenyl-6,7-dihydro-thieno[2,3-b]pyridin-6-one,
 4-hydroxy-3-(3'-hydroxymethylbiphenyl-3-yl)-5-phenyl-6,7-dihydro-thieno[2,3-b]pyridin-6-one,
 3-[3-(1,3-benzodioxol-5-yl)phenyl]-4-hydroxy-5-phenyl-6,7-dihydro-thieno[2,3-b]pyridin-6-one,
 3-biphenyl-3-yl-4-hydroxy-5-phenyl-6,7-dihydro-thieno[2,3-b]pyridin-6-one ,
 4-hydroxy-3-(3'-hydroxybiphenyl-3-yl)-5-phenyl-6,7-dihydro-thieno[2,3-b]pyridin-6-one,
 4-hydroxy-3-(4'-hydroxybiphenyl-3-yl)-5-phenyl-6,7-dihydro-thieno[2,3-b]pyridin-6-one,
 4-hydroxy-3-[2-(2-methoxyphenyl)pyridin-5-yl]-5-phenyl-6,7-dihydro-thieno[2,3-b]pyridin-6-one,
 4-hydroxy-3-(2-phenylpyridin-5-yl)-5-phenyl-6,7-dihydro-thieno[2,3-b]pyridin-6-one,
 4-hydroxy-3-[2-(2-hydroxyphenyl)pyridin-5-yl]-5-phenyl-6,7-dihydro-thieno[2,3-b]pyridin-6-one,
 or a pharmaceutically usable derivative, salt, solvate, or stereoisomer thereof, including mixtures thereof in all ratios.

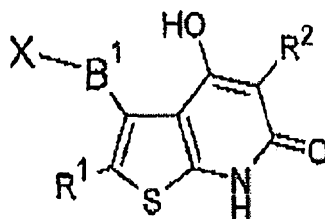
3. A compound according to claim 1 selected from the group
 3-biphenyl-4-yl-4-hydroxy-5-phenyl-6,7-dihydro-thieno[2,3-b]pyridin-6-one,
 4-hydroxy-3-(2'-hydroxybiphenyl-4-yl)-5-phenyl-6,7-dihydro-thieno[2,3-b]pyridin-6-one,
 2-chloro-4-hydroxy-3-(2'-hydroxybiphenyl-4-yl)-5-phenyl-6,7-dihydro-thieno[2,3-b]pyridin-6-one,
 3-(2'-fluorobiphenyl-4-yl)-4-hydroxy-5-phenyl-6,7-dihydro-thieno[2,3-b]pyridin-6-one,
 4-hydroxy-3-(4'-hydroxybiphenyl-4-yl)-5-phenyl-6,7-dihydro-thieno[2,3-b]pyridin-6-one,
 3-(4'-fluorobiphenyl-4-yl)-4-hydroxy-5-phenyl-6,7-dihydro-thieno[2,3-b]pyridin-6-one,

2009243811 10 Mar 2014

- 61 -

4-hydroxy-3-(4'-methylbiphenyl-4-yl)-5-phenyl-6,7-dihydro-thieno[2,3-b]pyridin-6-one,
 4-hydroxy-3-(2'-hydroxybiphenyl-4-yl)-5-pyridin-4-yl-6,7-dihydro-thieno[2,3-b]pyridin-6-one,
 4-hydroxy-3-(2'-hydroxybiphenyl-4-yl)-5-pyridin-3-yl-6,7-dihydro-thieno[2,3-b]pyridin-6-one,
 3-(2'-fluorobiphenyl-4-yl)-4-hydroxy-5-pyridin-3-yl-6,7-dihydro-thieno[2,3-b]pyridin-6-one,
 4-hydroxy-3-(4'-methylbiphenyl-4-yl)-5-pyridin-3-yl-6,7-dihydro-thieno[2,3-b]pyridin-6-one,
 4-hydroxy-3-[2-hydroxy-4-pyridin-4-ylphenyl]-5-phenyl-6,7-dihydro-thieno[2,3-b]pyridin-6-one,
 4-hydroxy-3-(3'-hydroxymethylbiphenyl-4-yl)-5-phenyl-6,7-dihydro-thieno[2,3-b]pyridin-6-one,
 4-hydroxy-3-(4'-hydroxymethylbiphenyl-4-yl)-5-phenyl-6,7-dihydro-thieno[2,3-b]pyridin-6-one,
 4'-(4-hydroxy-6-oxo-5-phenyl-6,7-dihydro-thieno[2,3-b]pyridin-3-yl)biphenyl-4-carboxylic acid,
 4-hydroxy-3-(4-pyridin-4-ylphenyl)-5-phenyl-6,7-dihydro-thieno[2,3-b]pyridin-6-one,
 4-hydroxy-3-(4-pyridin-3-ylphenyl)-5-phenyl-6,7-dihydro-thieno[2,3-b]pyridin-6-one,
 4-hydroxy-3-(2-phenylpyridin-5-yl)-5-phenyl-6,7-dihydro-thieno[2,3-b]pyridin-6-one,
 or a pharmaceutically usable salt thereof.

4. Process for the preparation of a compound of formula (I) according to any one of Claims 1-3 or a pharmaceutically usable salt thereof, wherein a compound of formula (II)



formula (II)

wherein R¹, R² and B¹ have the meanings indicated in claim 1 and X is Cl, Br or I, is reacted in a Suzuki reaction with a boronic acid derivative B²-B(OH)₂, in which B² has the meaning indicated in claim 1, and/or a base or acid of the formula I is converted into one of its salts.

5. A medicament comprising at least one compound of formula (I) according to any one of claims 1-3, and/or a pharmaceutically usable salt thereof.
6. A medicament according to claim 5, further comprising an excipient and/or adjuvant.
7. A compound of formula (I) according to claim 1 substantially as hereinbefore described and/or exemplified.
8. A process according to claim 4, substantially as hereinbefore described and/or exemplified.
9. A medicament according to claim 5, substantially as hereinbefore described and exemplified.