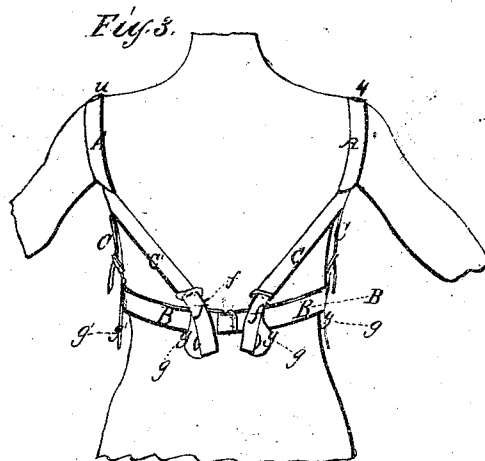
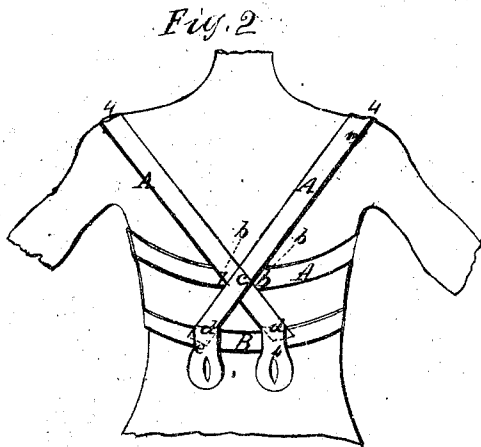
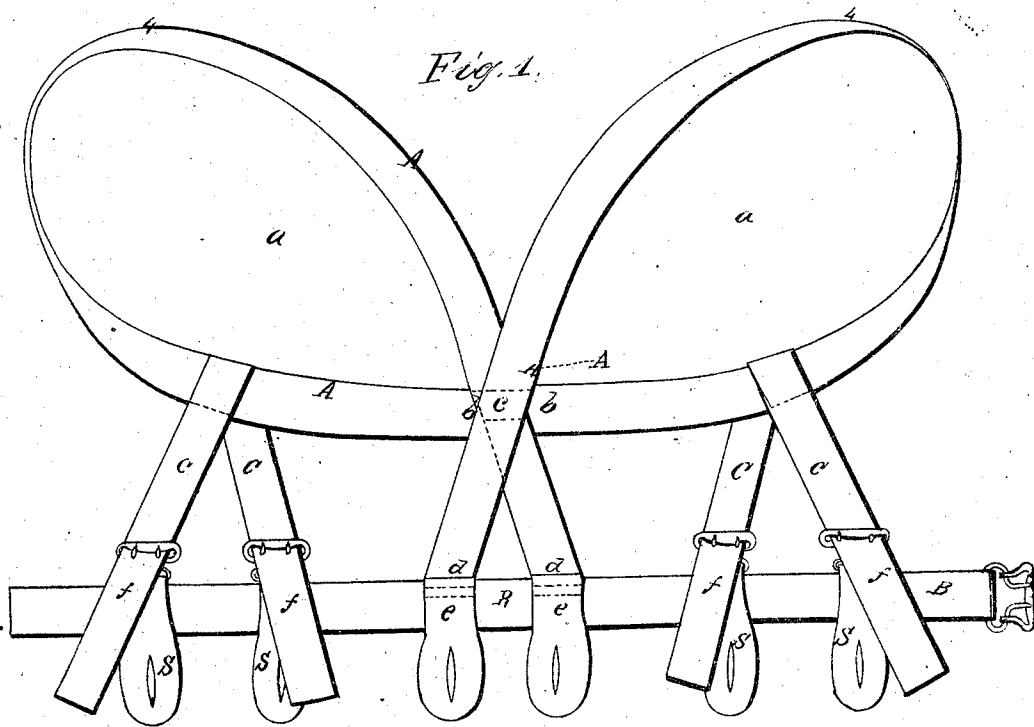


A. M. Eaton.

Imp^d Shoulder-Brace & Suspender.
N^o 81482 *Patented Aug. 25, 1868.*



Witnesses

W. J. Cambridge
White & Robbins

Inventor

Alice M. Eaton
By her Attorneys
Tischmacher & Havers

United States Patent Office.

ALICE M. EATON, OF BOSTON, MASSACHUSETTS.

Letters Patent No. 81,482, dated August 25, 1868.

IMPROVEMENT IN SHOULDER-BRACE AND SUSPENDER COMBINED.

The Schedule referred to in these Letters Patent and making part of the same.

TO ALL WHOM IT MAY CONCERN:

Be it known that I, ALICE M. EATON, of Boston, in the county of Suffolk, and State of Massachusetts, have invented a Combined Shoulder-Brace and Suspender, of which the following is a full, clear, and exact description, reference being had to the accompanying drawings, making part of this specification, in which—

Figure 1 represents my improved shoulder-brace and suspender.

Figure 2 represents the position of the rear parts of the same upon the wearer.

Figure 3 is a view of the front portions of the same when in place upon the wearer.

My invention relates to a combined shoulder-brace and suspender for ladies' or gentlemen's use, and consists in a novel arrangement of straps and buckles, whereby an article is produced which will serve as a garment-supporter, and also as a brace to draw back the shoulders and support the back, while it is easy to apply, comfortable to the wearer, and allows of the free movement of the body.

To enable others skilled in the art to understand and use my invention, I will proceed to describe the manner in which I have carried it out.

In the said drawings, A is an elastic strip or strap, the portions of which are so laid across and secured to each other as to form two loops, *a a*, for the insertion of the arms, to fit the brace in place upon the back, the top, 4, of each loop being adjusted to a position a little outside of the highest point of the shoulders, (see figs. 2 and 3.)

The lower ends, *b b*, of the loops *a a* are united at a point, *c*, a short distance above the points where the lower ends, *d d*, of the elastic strap are connected to an elastic waistband, B, which is provided with a buckle to adjust the band to the size of the waist of the wearer.

e e are short kid straps, attached to the waistband at the points of connection of the ends *d d* of the strap A therewith, the straps *e e* being provided with button-holes, into which may be buttoned the buttons on the upper edge of the back of the waist of the garment to be supported, for instance, a lady's hoop or other skirt, or a gentleman's pants.

C C are two elastic straps, the bight or middle of each of which is attached to the under side of the portions of the strap A forming the loops *a a*, the lower ends, *ff*, of the straps C C passing through buckles at the upper ends of kid straps *g g*, secured to the waistband B, the straps C C being thereby made adjustable to the form, so as to prevent the under side of the arms from being chafed or cramped by contact with the portions of the strap forming the under side of the loops *a a*.

The kid straps *g g* are also provided with button-holes, for buttoning the upper edge or band of a skirt or pants thereto, by which means the hips are relieved of the weight of the garment.

Strips of tape may be attached to the drawers, and be led up through the buckles which adjust the straps C C, or the upper ends of the elastic straps of stocking-supporters may be buckled thereto, if desired.

The elastic waistband B may also be employed by women, for attaching a diaper thereto, for use during the monthly periods.

A hoop-skirt, when supported at its back by the kid straps *e e*, will hang more gracefully and closer to the form in front, and will be thrown slightly out behind, thus not only relieving the hips of the weight, but assisting in the proper disposition and fit of the other garments.

The points where the tops of the portions of the strap A form the loops *a a*, rest upon the shoulders, are slightly outside of the tops of the shoulders, and this feature, in connection with uniting the lower ends, *b b*, of the loops to each other and to the strap A, at a point a little above the waist, combines to produce a means for supporting garments with ease and perfect freedom to the limbs, and also for bracing and holding the back and chest in a position intended for them by nature, the movement of the arms, in whatever direction, causing the strap A to press in and prop up the back, as required.

The shoulder-brace and suspender may be used without the waistband, if desired, without departing from the spirit of my invention.

Claim.

What I claim as my invention, and desire to secure by Letters Patent, is—

The within-described shoulder-brace and suspender, consisting of the waistband B, with its buckle, elastic straps A and C C, and those, *e e* and *g g*, with their buckles and button-holes, the whole combined, arranged, and operating substantially as and for the purpose set forth.

A. M. EATON.

Witnesses:

N. W. STEARNS,

W. J. CAMBRIDGE.