



US00D525770S

(12) **United States Design Patent** (10) **Patent No.:** **US D525,770 S**  
**Corbi Rico** (45) **Date of Patent:** **\*\* Aug. 1, 2006**

(54) **FOOTWEAR UPPER**

(75) Inventor: **Luis Enrique Corbi Rico**, Ghent (BE)

(73) Assignee: **Wolverine World Wide, Inc.**,  
Rockford, MI (US)

(\*\*) Term: **14 Years**

(21) Appl. No.: **29/217,317**

(22) Filed: **Nov. 16, 2004**

(51) **LOC (8) Cl.** ..... **02-04**

(52) **U.S. Cl.** ..... **D2/970**

(58) **Field of Classification Search** ..... D2/970,  
D2/904, 909, 910, 912, 969; D21/760, 762,  
D21/763; 36/83, 113–115, 117.1  
See application file for complete search history.

(56) **References Cited**

**U.S. PATENT DOCUMENTS**

D119,396 S	*	3/1940	Parker	.....	D2/911
D136,965 S	*	1/1944	Wharton	.....	D2/911
D320,497 S	*	10/1991	Steele	.....	D2/970
D346,059 S	*	4/1994	Schnee	.....	D2/911
D398,438 S	*	9/1998	De Baere	.....	D2/911
D449,152 S	*	10/2001	Besko	.....	D2/911
D481,962 S	*	11/2003	Ou et al.	.....	D2/970

**OTHER PUBLICATIONS**

Merrell Spring 2004 Catalog, pp. 40, 46.

Merrell Spring 2002 Catalog, p. 40.

Merrell Fall 2004 Catalog, p. 56.

\* cited by examiner

*Primary Examiner*—Stella Reid

*Assistant Examiner*—Rashida C. McCoy

(74) *Attorney, Agent, or Firm*—Warner Norcross & Judd

(57) **CLAIM**

The ornamental design for footwear upper, as shown and described.

**DESCRIPTION**

FIG. 1 is a perspective view of the footwear upper embodying the new design;

FIG. 2 is a top plan view thereof;

FIG. 3 is a right side elevational view thereof;

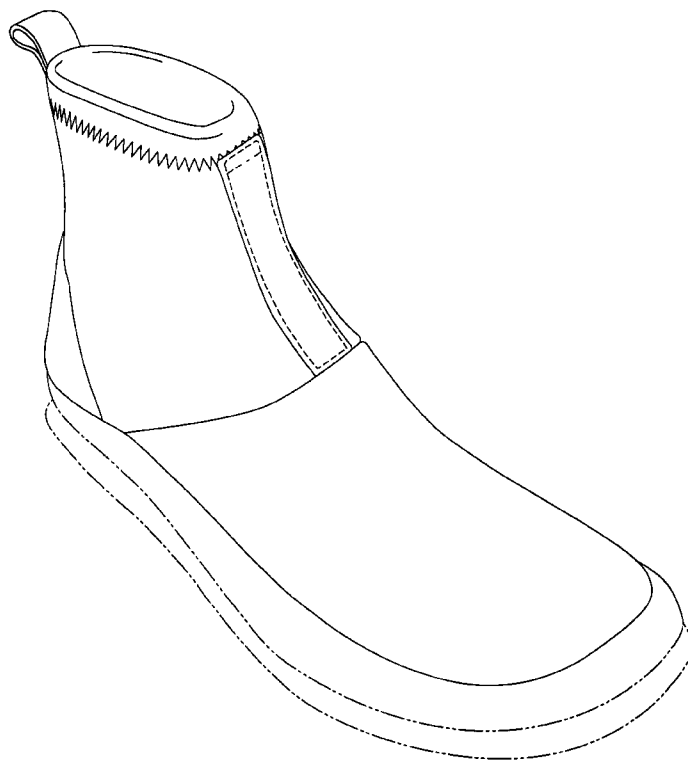
FIG. 4 is a left side elevational view thereof;

FIG. 5 is a front elevational view thereof; and,

FIG. 6 is a rear elevational view thereof.

FIGS. 1–6 show features of an article footwear in phantom lines. These features are shown for environmental purposes and do not form any part of the claimed design. Further, the phantom lines immediately adjacent the solid-line portions of the design form the boundary of the design, with the phantom lines forming no part of the claimed design.

**1 Claim, 4 Drawing Sheets**






Fig. 1

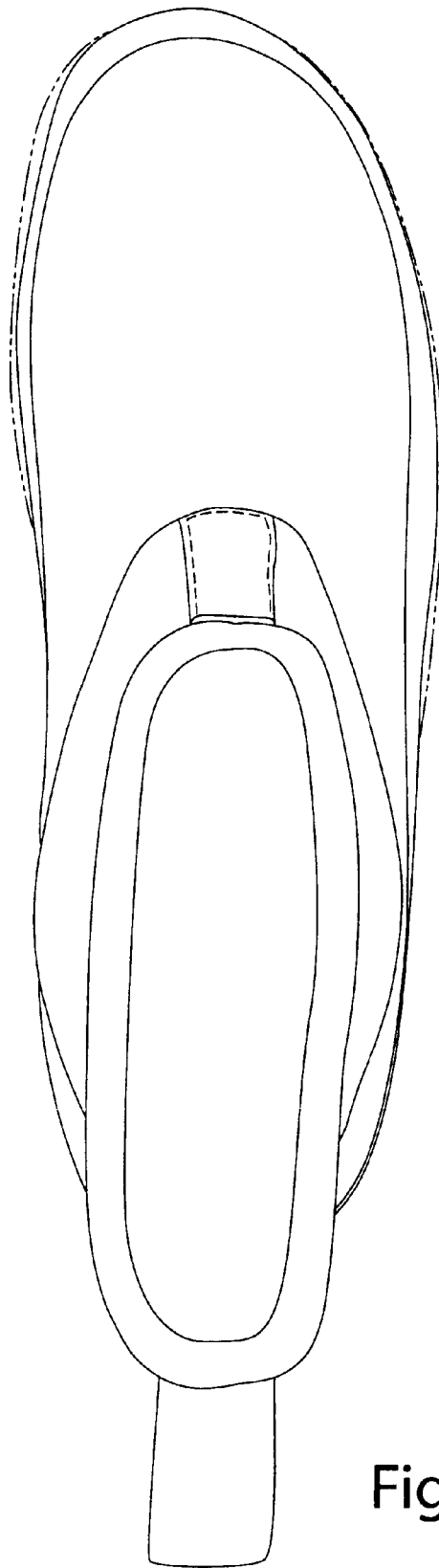


Fig. 2

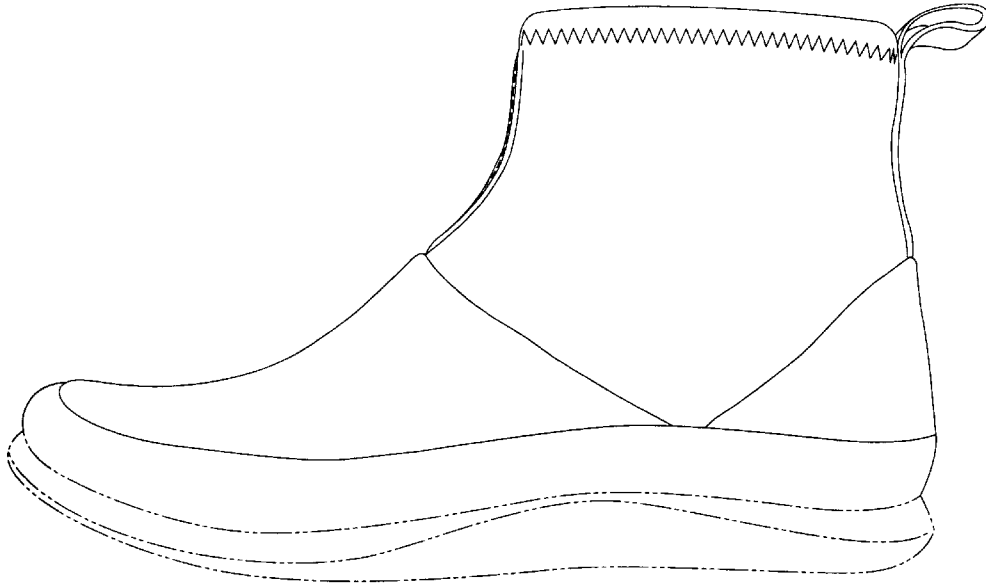


Fig. 3

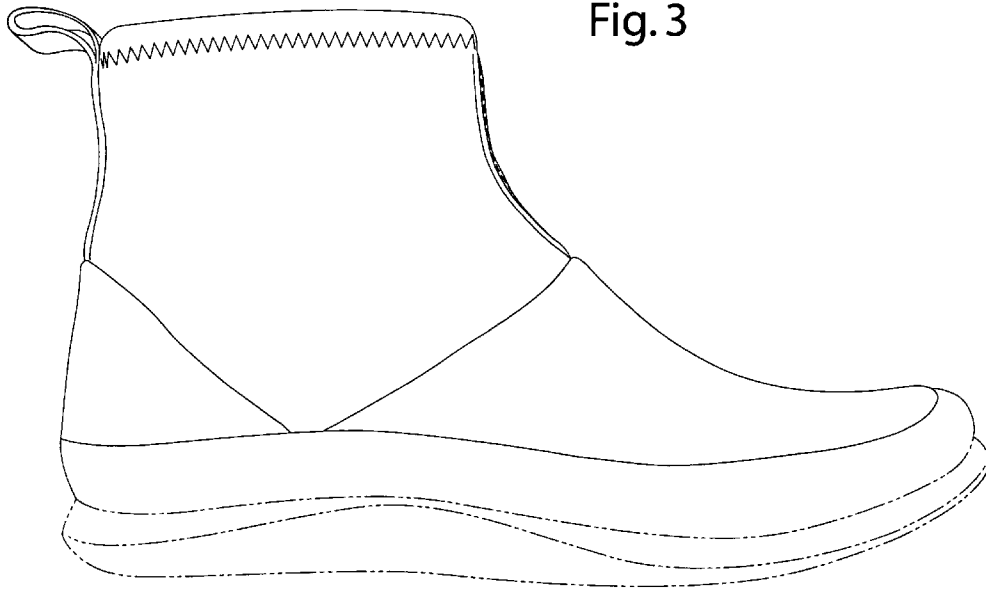


Fig. 4

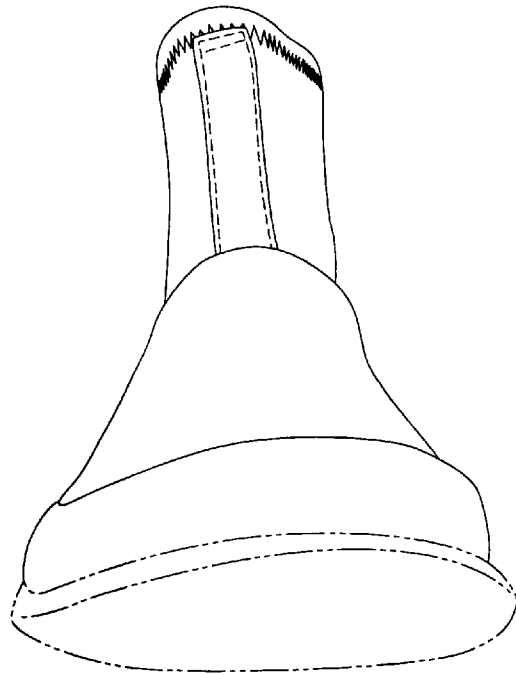


Fig. 5

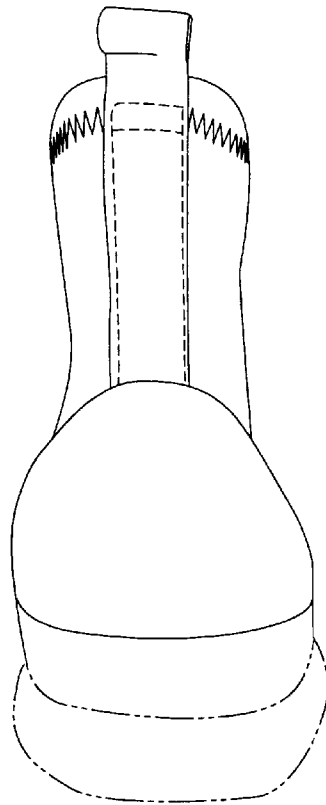


Fig. 6