



US00D349030S

United States Patent [19]

[11] Patent Number: **Des. 349,030**

Chatterton et al.

[45] Date of Patent: **** Jul. 26, 1994**

[54] **DOOR CLOSING HANDLE**

[76] Inventors: **Philip J. Chatterton**, 915 Middle River Dr., #103-B, Ft. Lauderdale, Fla. 33304-3585; **C. Lee Holloway**, 4501 SW. 54th St., Ft. Lauderdale, Fla. 33314

[**] Term: **14 Years**

[21] Appl. No.: **5,576**

[22] Filed: **Mar. 5, 1993**

[52] U.S. Cl. **D8/307; D3/207; D11/221**

[58] **Field of Search** **D8/300, 307, 19, 35, D8/301; D7/649, 688; D3/61; 16/114 R, 122, 125, 126, 123, DIG. 1; D2/605; D24/136; D28/30; D11/221**

[56] **References Cited**

U.S. PATENT DOCUMENTS

D. 211,323	6/1968	Falk	D8/300
D. 236,294	8/1975	Newell	D2/605
D. 303,361	9/1989	Mimami	D11/221

D. 304,671	11/1989	Reaney	D8/301
650,773	5/1900	Bailey et al.	16/126
2,499,594	3/1950	Kulay	16/122
2,772,209	2/1954	Pillow	123/185
2,947,022	8/1960	Chuck	16/123
3,234,583	2/1966	Kempel	16/122
3,393,422	7/1968	Katz	16/1
4,019,490	4/1977	Reese	123/185 A
4,464,836	8/1984	Hissa	30/92
4,524,483	6/1985	Lynham et al.	16/114 R

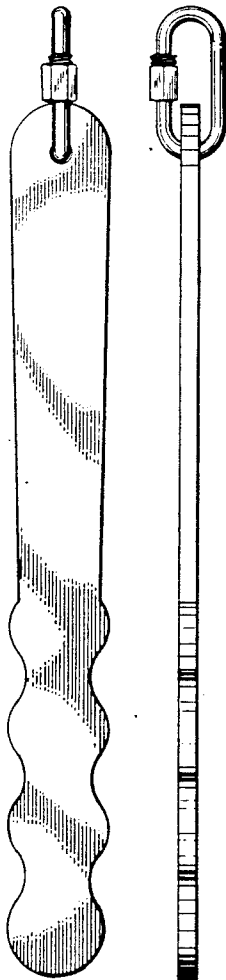
Primary Examiner—B. J. Bullock
Attorney, Agent, or Firm—Oltman and Flynn

[57] **CLAIM**

The ornamental design for a door closing handle, as shown.

DESCRIPTION

FIG. 1 is a front elevational view of a door closing handle showing our new design; FIG. 2 is a right side elevational view thereof; FIG. 3 is a rear elevational view thereof; FIG. 4 is a left side elevational view thereof; FIG. 5 is a top plan view thereof; and, FIG. 6 is a bottom plan view thereof.






FIG. 1

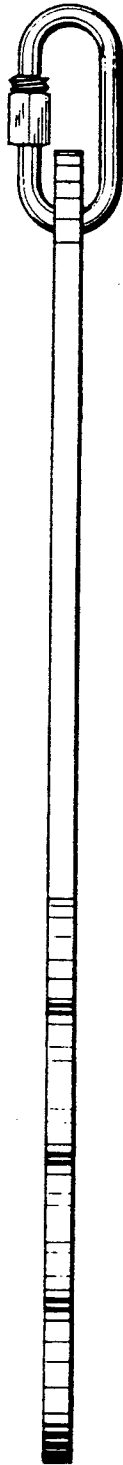


FIG. 2

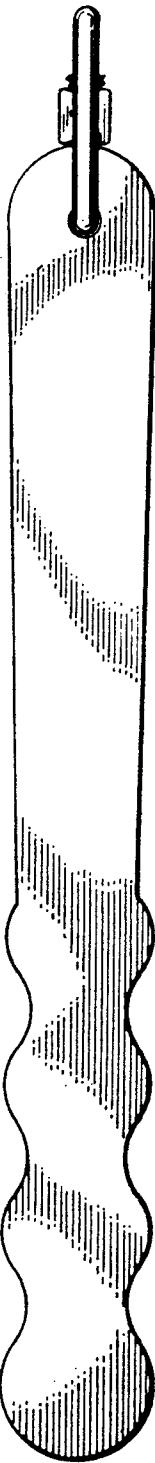


FIG. 3

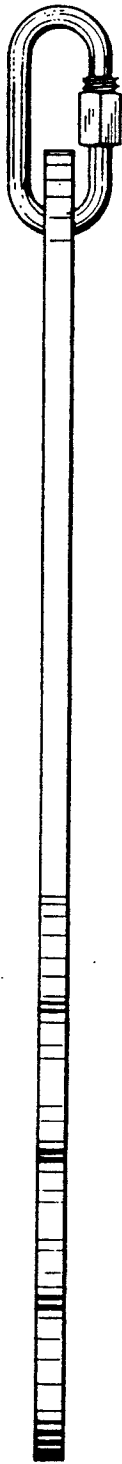


FIG. 4

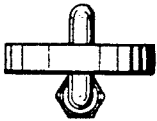


FIG. 5

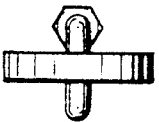


FIG. 6