

(19) World Intellectual Property Organization  
International Bureau



(43) International Publication Date  
13 December 2007 (13.12.2007)

PCT

(10) International Publication Number  
**WO 2007/141285 A1**

(51) International Patent Classification:

A61P 29/00 (2006.01) A61P 1/00 (2006.01)  
A61P 1/04 (2006.01) A61K 31/517 (2006.01)  
A61P 1/06 (2006.01) A61K 31/551 (2006.01)  
A61P 1/14 (2006.01)

13, 88447 Warthausen (DE). RUDOLF, Klaus [DE/DE]; Oeschweg 11, 88447 Warthausen (DE). SCHAENZLE, Gerhard [DE/DE]; Sophie von La Roche Weg 10, 88400 Biberach (DE).

(21) International Application Number:

PCT/EP2007/055543

(74) Agents: HAMMANN, Heinz et al.; c/o Boehringer Ingelheim GmbH, Binger Str. 173, 55216 Ingelheim Am Rhein (DE).

(22) International Filing Date: 6 June 2007 (06.06.2007)

(81) Designated States (unless otherwise indicated, for every kind of national protection available): AE, AG, AL, AM, AT, AU, AZ, BA, BB, BG, BH, BR, BW, BY, BZ, CA, CH, CN, CO, CR, CU, CZ, DE, DK, DM, DO, DZ, EC, EE, EG, ES, FI, GB, GD, GE, GH, GM, GT, HN, HR, HU, ID, IL, IN, IS, JP, KE, KG, KM, KN, KP, KR, KZ, LA, LC, LK, LR, LS, LT, LU, LY, MA, MD, MG, MK, MN, MW, MX, MY, MZ, NA, NG, NI, NO, NZ, OM, PG, PH, PL, PT, RO, RS, RU, SC, SD, SE, SG, SK, SL, SM, SV, SY, TJ, TM, TN, TR, TT, TZ, UA, UG, US, UZ, VC, VN, ZA, ZM, ZW.

(25) Filing Language: English

(26) Publication Language: English

(30) Priority Data:

06011787.6 8 June 2006 (08.06.2006) EP

(84) Designated States (unless otherwise indicated, for every kind of regional protection available): ARIPO (BW, GH, GM, KE, LS, MW, MZ, NA, SD, SL, SZ, TZ, UG, ZM, ZW), Eurasian (AM, AZ, BY, KG, KZ, MD, RU, TJ, TM), European (AT, BE, BG, CH, CY, CZ, DE, DK, EE, ES, FI, FR, GB, GR, HU, IE, IS, IT, LT, LU, LV, MC, MT, NL, PL, PT, RO, SE, SI, SK, TR), OAPI (BF, BJ, CF, CG, CI, CM, GA, GN, GQ, GW, ML, MR, NE, SN, TD, TG).

(71) Applicant (for all designated States except DE, US): BOEHRINGER INGELHEIM INTERNATIONAL GMBH [DE/DE]; Binger Strasse 173, D-55216 Ingelheim am Rhein (DE).

(71) Applicant (for DE only): BOEHRINGER INGELHEIM PHARMA GMBH & CO. KG [DE/DE]; Binger Str. 173, 55216 Ingelheim Am Rhein (DE).

(72) Inventors; and

(75) Inventors/Applicants (for US only): DOODS, Henri [NL/DE]; Freiherr-von-Koenig-Str. 6, 88447 Warthausen (DE). ARNDT, Kirsten [DE/DE]; Vorarlberger Strasse 51, 88400 Biberach (DE). BOUYSSOU, Thierry [FR/DE]; Berggrubenweg Nr. 21, 88447 Warthausen (DE). MUELLER, Stephan Georg [DE/DE]; Maelzerstrasse

Published:

— with international search report

For two-letter codes and other abbreviations, refer to the "Guidance Notes on Codes and Abbreviations" appearing at the beginning of each regular issue of the PCT Gazette.

(54) Title: TREATMENT OF GASTROINTESTINAL DISORDERS WITH CGRP-ANTAGONISTS

(57) Abstract: The invention relates to a method for preventing and treating visceral pain and gastrointestinal disorders such as functional bowel disorders and inflammatory bowel diseases through the use of effective amounts of a compound acting as CGRP antagonist.



WO 2007/141285 A1

TREATMENT OF GASTROINTESTINAL DISORDERS WITH CGRP ANTAGONISTS

---

The invention relates to a method for preventing and treating visceral pain and gastrointestinal disorders such as functional bowel disorders and inflammatory bowel diseases through the use of effective amounts of a compound acting as CGRP antagonist.

**BACKGROUND OF THE INVENTION**

## TECHNICAL FIELD

The viscera encompasses the organs of the abdominal cavity. Pain associated with the viscera can be divided into digestive visceral pain and non digestive visceral pain. Commonly encountered gastrointestinal disorders include the functional bowel disorders and the inflammatory bowel diseases. These gastrointestinal disorders include a wide range of disease states that are currently only moderately controlled, including gastro-  
esophageal reflux, dyspepsia, the irritable bowel syndrome and functional abdominal pain syndrome, Crohn's disease, ileitis and ulcerative colitis, and all regularly produce visceral pain.

Irritable bowel syndrome (IBS), also termed "irritable colon", "spastic colon" or "mucous colitis", is characterized by lower abdominal discomfort or pain associated with disturbance of defecation. The nature of the symptoms can vary between patients, varying from predominant constipation or diarrhoea to predominant pain.

It is the most common chronic gastrointestinal disorder, affecting about 20% of the world's population. This biopsychosocial disorder involves dysregulation of the nervous system, altered intestinal motility and increased visceral sensitivity.

All of these disorders result from dysregulation of the bidirectional communication between the gut with its enteric nervous system and the brain (the brain-gut axis), modulated by various psychosocial and environmental factors (e. g. infection, inflammation). Numerous neurotransmitters are found in the brain and gut that regulate GI activities, including 5-hydroxytryptamine (5-HT, serotonin) and its 5-HT<sub>3</sub> and 5-HT<sub>4</sub> receptors. The current approach to IBS patients is based on a positive diagnosis of the symptom complex, exclusion of underlying organic disease, and institution of a therapeutic trial. Traditional symptomatic treatment has included antidiarrheals, laxatives and bulking agents/fiber, low-dose tricyclic antidepressants, antispasmodics for pain, and

'alternative' therapies (e.g. psychotherapy, hypnotherapy).

The scientific evidence supporting this therapy is limited. Novel approaches include visceral analgesics and serotonin agonists and antagonists. In patients with severe diarrhea, 5-HT<sub>3</sub> receptor antagonists (e.g. alosetron) and selective M<sub>3</sub>-type

5 anticholinergics are indicated, in constipation 5-HT<sub>4</sub> agonists (e.g. tegaserod), and in pain alfa<sub>2</sub>-adrenergics (e.g. clonidine), cholecystokinin antagonists, kappa-opioid agonists (e.g. fedotozine), and neurokinin antagonists; some of these agents are still being investigated. Understanding the brain-gut axis is crucial in the development of effective therapies for IBS (Med. Science Monit. 2004, 10(6), RA125-131).

10

Visceral hypersensitivity has been proposed as one of three underlying mechanisms of IBS and this is supported by the fact that patients suffering from IBS have enhanced perception of visceral events. This visceral hypersensitivity appears to be the result of sensitization of visceral afferent mechanisms, most likely peptidergic C-fibers. Those

15 afferent C-fibers contain Calcitonin Gene Related Peptide (CGRP) and this peptide has been shown to be pronociceptive.

### BRIEF SUMMARY OF THE INVENTION

20

It has now been found that the symptoms of IBS can be effectively prevented and their distressing effects substantially alleviated by substances which antagonise the effects of CGRP (CGRP antagonists) or inhibit or reduce the release of CGRP from sensory nerve endings (CGRP release inhibitors).

25

The present invention thus relates to the use of CGRP antagonists (**A**) and/or release inhibitors for combating IBS, including both prevention and active treatment. The use according to the present invention preferably comprises monotherapy with a single substance, but also includes combined therapy with a number of substances (**B**) from the specified groups of active substances.

30

The invention also relates to the use of CGRP antagonists and/or release inhibitors for preparing a pharmaceutical composition for the treatment of IBS as well as the corresponding pharmaceutical compositions containing as active substance one or more CGRP antagonists and/or release inhibitors.

Any pharmaceutically acceptable active substances which antagonise the known effects of CGRP or inhibit the release of CGRP from sensory nerve endings may be used for the purposes of the present invention.

5

### DETAILED DESCRIPTION OF THE INVENTION

Examples of CGRP antagonists include the amino acid derivatives described in the international patent application PCT/EP97/04862, as well as the non-peptidic active  
10 substances described in international patent applications PCT/EP03/11762, PCT/EP03/11763, PCT/EP2004/000087, PCT/EP2005/003094, PCT/US03/16576, PCT/US2004/040721, PCT/US2003/038799, PCT/US2005/010330, PCT/GB99/03154, PCT/US2004/007226, PCT/US2004/007289, PCT/US2004/007686, PCT/US2004/007678, PCT/US2004/007715, PCT/US2004/011254,  
15 PCT/US2004/010851, PCT/US2004/011280, PCT/US2004/020206, PCT/US2004/021888, PCT/US2004/020209, PCT/US2005/002199, PCT/US2005/031713, PCT/US2005/031617, PCT/US2005/031712, PCT/US2005/032036, PCT/US2005/032041, PCT/US2005/032288, PCT/US2005/035654 and US 2006/0094707.

20

Examples of CGRP release inhibitors include serotonin 5-HT<sub>1D</sub>-agonists such as avitriptan, eletriptan, naratriptan, rizatriptan, sumatriptan or zolmitriptan, as well as 5-HT<sub>1F</sub>-agonists or NPY-agonists.

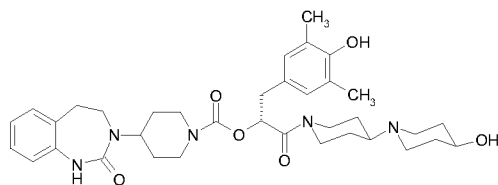
25 Of the CGRP antagonists described above, the following compounds (**A**), for example, may be used for the treatment of IBS, for the preparation of a corresponding pharmaceutical composition and as an ingredient of a corresponding pharmaceutical composition.

30 A first object of the present invention is therefore the use of a CGRP antagonist (**A**), selected from the group consisting of

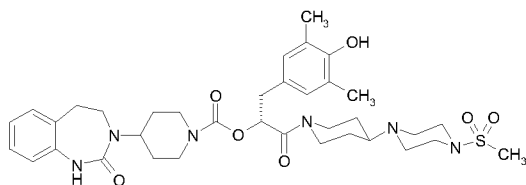
## Number

## Structure

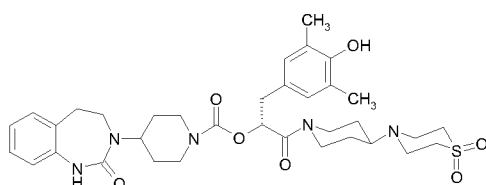
(1)



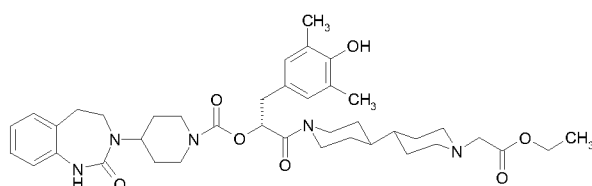
(2)



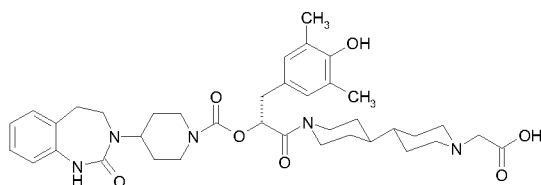
(3)



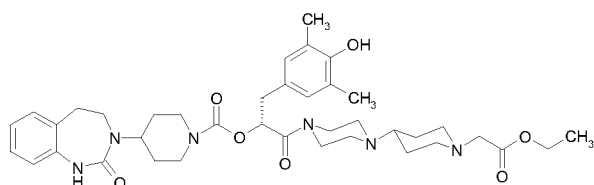
(4)



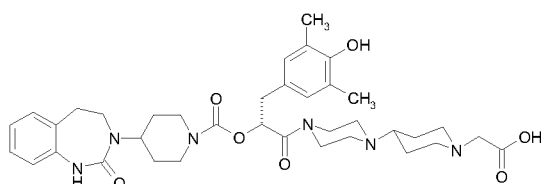
(5)



(6)



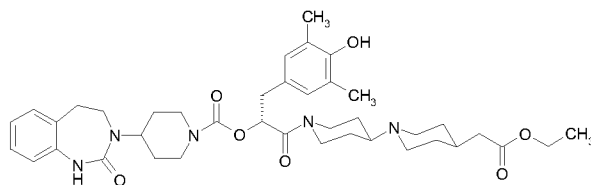
(7)



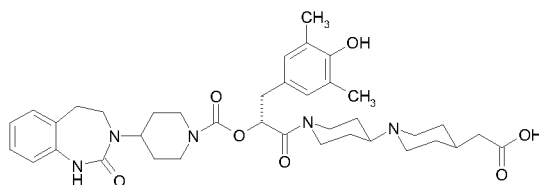
## Number

## Structure

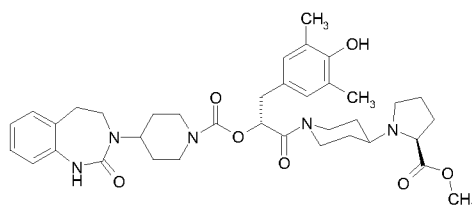
(8)



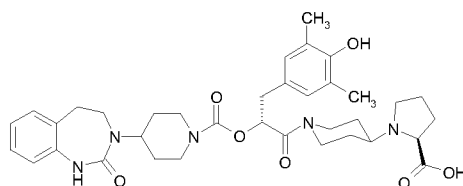
(9)



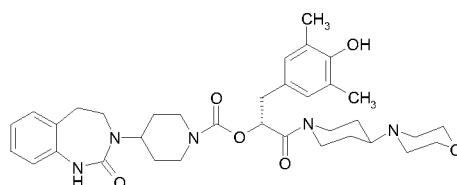
(10)



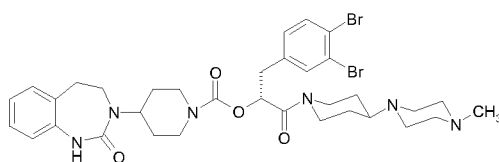
(11)



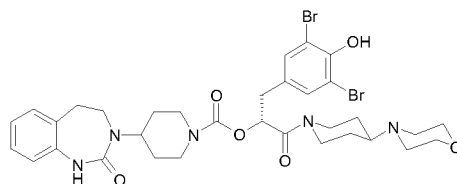
(12)



(13)



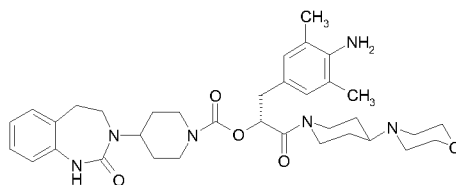
(14)



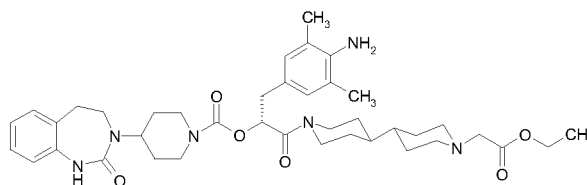
Number

Structure

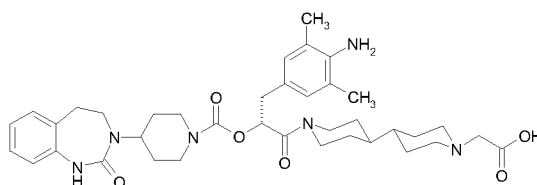
(15)



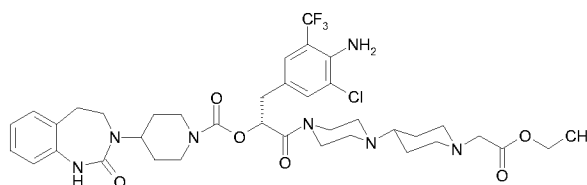
(16)



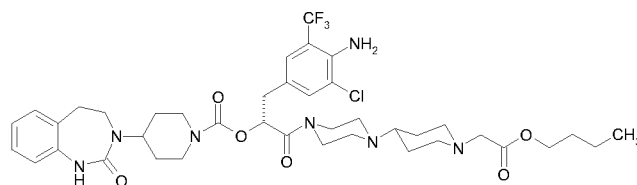
(17)



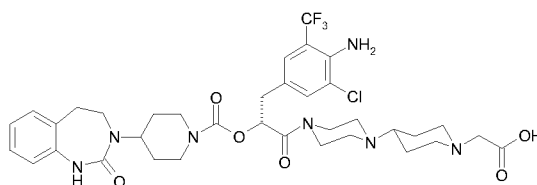
(18)



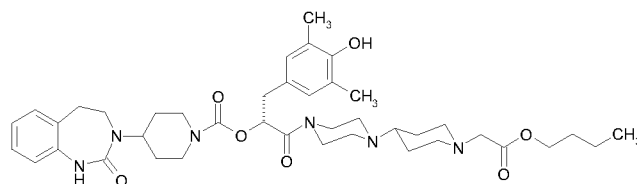
(19)



(20)



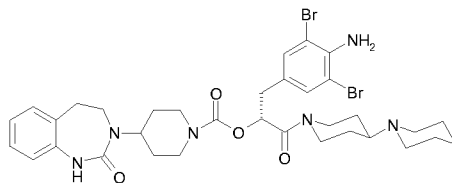
(21)



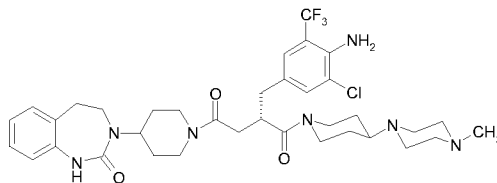
Number

Structure

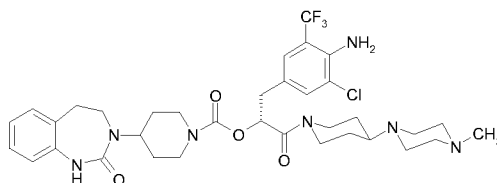
(22)



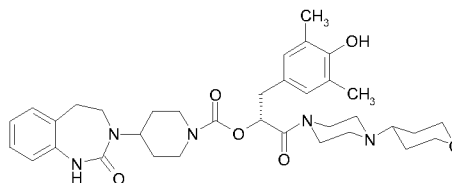
(23)



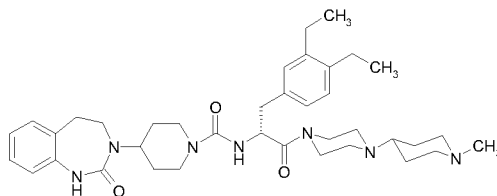
(24)



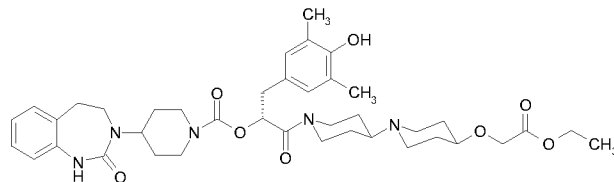
(25)



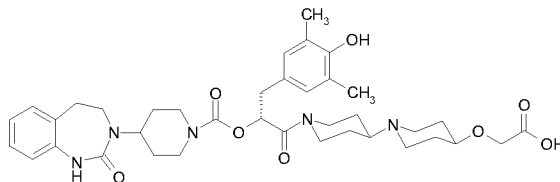
(26)



(27)



(28)



the enantiomers, the diastereomers, the mixtures and the salts thereof, especially the

pharmaceutically acceptable salts with organic or inorganic acids or bases, for the preparation of a pharmaceutical for the treatment of IBS in one of the following pharmaceutical formulations:

- 5 capsules for powder inhalation containing 1 mg of active substance (**A**),
- inhalable solution for nebulisers containing 1 mg of active substance (**A**),
- propellant gas-operated metering aerosol containing 1 mg of active substance (**A**),
- 10 nasal spray containing 1 mg of active substance (**A**),
- tablets containing 20 mg of active substance (**A**),
- 15 capsules containing 20 mg of active substance (**A**),
- aqueous solution for nasal application containing 10 mg of active substance (**A**),
- aqueous solution for nasal application containing 5 mg of active substance (**A**),
- 20 suspension for nasal application containing 20 mg of active substance (**A**).

The specific mentioned compounds (**A**) according to the present invention are described in the international patent applications PCT/EP97/04862 and PCT/EP2005/003094 and

25 can be prepared according to processes described in said applications.

The compounds were applied orally and are active in the dose range of 0.01 to 100 mg/kg.

### 30 TERMS AND DEFINITIONS USED

Also included in the subject matter of this invention are the compounds according to the invention, including the salts thereof, in which one or more hydrogen atoms, for example one, two, three, four or five hydrogen atoms, are replaced by deuterium.

The compounds according to the present invention may have acid groups, mainly carboxyl groups, and/or basic groups such as e.g. amino functions. The compounds according to the invention may therefore be present as internal salts, as salts with  
5 pharmaceutically useable inorganic acids such as for example hydrobromic acid, phosphoric acid, nitric acid, hydrochloric acid, sulphuric acid, methanesulphonic acid, ethanesulphonic acid, benzenesulphonic acid, *p*-toluenesulphonic acid or organic acids such as for example malic acid, succinic acid, acetic acid, fumaric acid, maleic acid, mandelic acid, lactic acid, tartaric acid, citric acid or as salts with pharmaceutically  
10 useable bases such as alkali or alkaline earth metal hydroxides, for example sodium hydroxide or potassium hydroxide, or carbonates, ammonia, zinc or ammonium hydroxides or organic amines such as e.g. diethylamine, triethylamine, ethanolamine, diethanolamine, triethanolamine, cyclohexylamine, dicyclohexylamine, *inter alia*.

15 As mentioned hereinbefore, the compounds according to the invention may be converted into the salts thereof, particularly for pharmaceutical use, into the physiologically and pharmacologically acceptable salts thereof. These salts may on the one hand be in the form of the physiologically and pharmacologically acceptable acid addition salts of the compounds of formula I with inorganic or organic acids. On the other hand, if they contain  
20 a phenolic OH group, the compound according to the invention may also be converted by reaction with inorganic bases into physiologically and pharmacologically acceptable salts with alkali or alkaline earth metal cations as counter ion. The acid addition salts may be prepared for example using hydrochloric acid, hydrobromic acid, sulphuric acid, phosphoric acid, methanesulphonic acid, acetic acid, fumaric acid, succinic acid, lactic  
25 acid, citric acid, tartaric acid or maleic acid. It is also possible to use mixtures of the above-mentioned acids. The alkali and alkaline earth metal salts of the compound of formula I are preferably the alkali and alkaline earth metal hydroxides and hydrides thereof, of which the hydroxides and hydrides of the alkaline earth metals, particularly of sodium and potassium, are preferred and sodium and potassium hydroxide are  
30 particularly preferred.

The compounds according to the invention may occur as racemates if they have only one chiral element, but they may also be obtained as pure enantiomers, i.e. in the (*R*) or (*S*) form. Preferred compounds are those which occur as racemates or as the (*R*) form.

However, the application also includes the individual diastereomeric pairs of antipodes or the mixtures thereof which are present when there is more than one chiral element in the compounds according to the invention, as well as the individual optically active  
5 enantiomers of which the above-mentioned racemates are made up.

The invention relates to the compounds in question, optionally in the form of the individual optical isomers, mixtures of the individual enantiomers or racemates, in the form of the tautomers as well as in the form of the free bases or the corresponding acid addition salts  
10 with pharmacologically acceptable acids - such as for example acid addition salts with hydrohalic acids - for example hydrochloric or hydrobromic acid or organic acids – such as for example oxalic, fumaric, diglycolic or methanesulphonic acid.

### COMBINATIONS

15 As mentioned above the CGRP antagonists (**A**) according to the present invention can be used as monotherapy, but can also used in combination with other active compounds (**B**) for the treatment of IBS.

For this purpose, the compound (**B**) can be selected from the group consisting of 5-HT<sub>1</sub> agonist such as, 5-HT<sub>3</sub> antagonists, 5-HT<sub>4</sub> agonists, mixed 5-HT<sub>3</sub> antagonists/5-HT<sub>4</sub>  
20 agonists, serotonin norepinephrine reuptake inhibitors, antispasmodic agents, anticholinergics, laxatives, ballast, antidiarrheals, tricyclic antidepressants and SSRIs, opioids, local anaesthetics, alpha<sub>2</sub> agonists, cannabiniods, P<sub>2</sub>X<sub>3</sub> / P<sub>2</sub>X<sub>2/3</sub> antagonists, CCK- antagonists, VR-1/TRPV1 antagonists, neurokinin antagonists, beta-3 adrenoceptor  
25 agonists, NSAIDs, COX 2 inhibitors and probiotics which may be formulated together with one or more inert conventional carriers and/or diluents, e.g. with corn starch, lactose, glucose, microcrystalline cellulose, magnesium stearate, polyvinyl pyrrolidone, citric acid, tartaric acid, water, water/ethanol, water/glycerol, water/sorbitol, water/polyethylene  
glycol, propylene glycol, cetylstearyl alcohol, carboxymethylcellulose or fatty substances  
30 such as hard fat or suitable mixtures thereof, into conventional galenic preparations such as plain or coated tablets, capsules, powders, suspensions, solutions, metered dose aerosols or suppositories.

A 5-HT<sub>1</sub> agonist may be selected from the group consisting of avitriptan, eletriptan,

naratriptan, rizatriptan, sumatriptan or zolmitriptan or the pharmaceutically acceptable salts thereof.

5 A 5-HT<sub>3</sub> antagonist may be selected from the group consisting of alosetron, cilansetron, granisetron or the pharmaceutically acceptable salts thereof.

A 5-HT<sub>4</sub> agonist may be selected from the group consisting of tegaserod, prucalopride or the pharmaceutically acceptable salts thereof.

10 A mixed 5-HT<sub>3</sub> antagonist/5-HT<sub>4</sub> agonist may be selected from the group consisting of renzapride, cisapride or the pharmaceutically acceptable salts thereof.

15 A serotonin norepinephrine reuptake inhibitor may be selected from the group consisting of venlafaxine, duloxetine and milnacipran or the pharmaceutically acceptable salts thereof.

An antispasmodic agent may be selected from the group consisting of pinaverium, mebeverine, alverine or the pharmaceutically acceptable salts thereof.

20 An anticholinergic may be selected from the group consisting of zamifenacin, darifenacin or the pharmaceutically acceptable salts thereof.

A laxative may be selected from the group consisting of lactulose and polyethylene glycol.

25 A ballast may be selected from the group consisting of methylcellulose and psyllium.

An antidiarrheal may be selected from the group consisting of loperamide, cholestyramine or the pharmaceutically acceptable salts thereof.

30 A tricyclic antidepressant and SSRI may be selected from the group consisting of amitriptyline, imipramine or the pharmaceutically acceptable salts thereof.

An opioid may be selected from the group consisting of fedotozine, trimebutine or the pharmaceutically acceptable salts thereof.

A local anaesthetic may be selected from the group consisting of trimebutine or the pharmaceutically acceptable salts thereof.

- 5 An alpha2 agonist may be selected from the group consisting of clonidine or the pharmaceutically acceptable salts thereof.

A cannabiniod may be selected from the group consisting of remonabant or the pharmaceutically acceptable salts thereof.

10

A neurokinin antagonist may be selected from the group consisting of ezlopitant, nepadulant or the pharmaceutically acceptable salts thereof.

- 15 A beta3-adrenoceptor agonist may be selected from the group consisting of solabegron or YM178 or the acceptable pharmaceutically acceptable salts thereof.

- 20 A NSAID may be selected from the group consisting of acclofenac, acemetacin, acetylsalicylic acid, azathioprin, celecobix, diclofenac, diflunisal, fenbufen, fenoprofen, flurbiprofen, ibuprofen, indometacin, ketoprofen, leflunomid, lornoxicam, mefenamic acid, meloxicam, naproxen, phenylbutazon, piroxicam, sulfasalazin, zomepirac or the pharmaceutically acceptable salts thereof.

- 25 A COX 2 inhibitor may be selected from the group consisting of meloxicam, rofecoxib, valdecoxib, parecoxib, etoricoxib, celecoxib or the pharmaceutically acceptable salts thereof.

A probiotic may be bifidobacterium.

## FORMULATIONS

30

The compounds prepared according to the invention may be administered either on their own or optionally in combination with other active substances for the treatment of migraine by intravenous, subcutaneous, intramuscular, intra-articular, intrarectal or intranasal route, by inhalation, topically, transdermally or orally, while aerosol formulations are particularly

suitable for inhalation. The combinations may be administered either simultaneously or sequentially.

Suitable forms for administration include for example tablets, capsules, solutions, syrups, emulsions or inhalable powders or aerosols. The proportion of pharmaceutically active compound or compounds should be in the range from 0.1 to 90% by weight, preferably 0.5 to 50% by weight of the total composition, i.e. in amounts which are sufficient to achieve the dosage range mentioned hereinbefore.

The preparations may be given orally in the form of tablets, powders, powders in capsules (e.g. hard gelatine capsules), or as solutions or suspensions. When taken by inhalation the active substance combination may be administered as a powder, an aqueous or aqueous ethanolic solution or by means of a propellant gas formulation.

Preferably, therefore, pharmaceutical formulations are characterised in that they contain one or more compounds of formula I according to the preferred embodiments described hereinbefore.

It is particularly preferable if the compounds of formula I are administered orally, and it is most preferable if they are administered once or twice a day. Suitable tablets may be obtained, for example, by mixing the active substances with known excipients, for example inert diluents such as calcium carbonate, calcium phosphate or lactose, disintegrants such as corn starch or alginic acid, binders such as starch or gelatine, lubricants such as magnesium stearate or talc and/or agents for delaying release, such as carboxymethyl cellulose, cellulose acetate phthalate, or polyvinyl acetate. The tablets may also comprise several layers.

Coated tablets may be prepared accordingly by coating cores produced analogously to the tablets with substances normally used for tablet coatings, for example collidone or shellac, gum arabic, talc, titanium dioxide or sugar. To achieve delayed release or prevent incompatibilities the core may also consist of a number of layers. Similarly the tablet coating may consist of a number of layers to achieve delayed release, possibly using the excipients mentioned above for the tablets.

Syrups containing the active substances or combinations thereof according to the invention may additionally contain a sweetener such as saccharine, cyclamate, glycerol or sugar and a flavour enhancer, e.g. a flavouring agent such as vanillin or orange extract. They may also contain suspension adjuvants or thickeners such as sodium carboxymethyl cellulose, wetting agents such as, for example, condensation products of fatty alcohols with ethylene oxide, or preservatives such as p hydroxybenzoates.

Capsules containing one or more active substances or combinations of active substances may for example be prepared by mixing the active substances with inert carriers such as lactose or sorbitol and packing them into gelatine capsules.

Suitable suppositories may be made for example by mixing with carriers provided for this purpose, such as neutral fats or polyethyleneglycol or the derivatives thereof.

Excipients which may be used include, for example, water, pharmaceutically acceptable organic solvents such as paraffins (e.g. petroleum fractions), vegetable oils (e.g. groundnut or sesame oil), mono- or polyfunctional alcohols (e.g. ethanol or glycerol), carriers such as e.g. natural mineral powders (e.g. kaolins, clays, talc, chalk), synthetic mineral powders (e.g. highly dispersed silicic acid and silicates), sugars (e.g. cane sugar, lactose and glucose), emulsifiers (e.g. lignin, spent sulphite liquors, methylcellulose, starch and polyvinylpyrrolidone) and lubricants (e.g. magnesium stearate, talc, stearic acid and sodium lauryl sulphate).

For oral use the tablets may obviously contain, in addition to the carriers specified, additives such as sodium citrate, calcium carbonate and dicalcium phosphate together with various additional substances such as starch, preferably potato starch, gelatin and the like. Lubricants such as magnesium stearate, sodium lauryl sulphate and talc may also be used to produce the tablets. In the case of aqueous suspensions the active substances may be combined with various flavour enhancers or colourings in addition to the abovementioned excipients.

## METHOD OF TREATMENT

The CGRP antagonists (**A**) according to the present invention are active in a model for visceral pain in rodents. In this model hypersensitivity is induced by colonic irritation (e.g. by butyrate, trinitrobenzene sulfonic acid or acetic acid instillation). Colorectal balloon

distension was applied to induce pain behaviour e.g. abdominal contractions (see Bourdu et al., Gastroenterology 2005, 128, 1996-2008; Diop et al., J. Pharmacol. Exp. Ther. 2002, 302, 1013-1022; Plourde et al. Am. J. Physiol. 1997, 273, G191-G196).

- 5 Since the compounds reverse the colonic hypersensitivity in the afore mentioned model it is claimed that the CGRP antagonists (**A**) according to the present invention can be used for the treatment of visceral pain/hypersensitivity especially abdominal pain in patients with IBS but also colic pain and dysmenorrhoea.

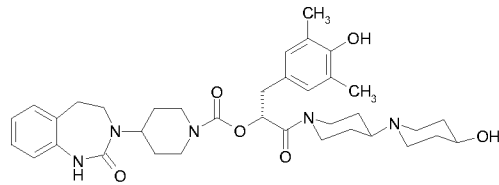
## PATENT CLAIMS

1. The use of a CGRP antagonist (**A**) selected from among:

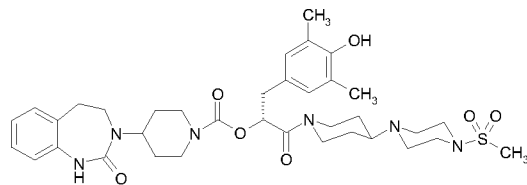
Number

Structure

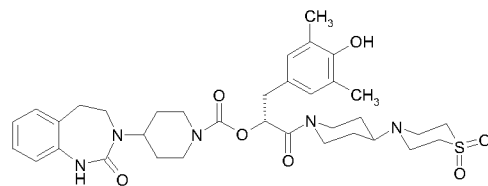
(1)



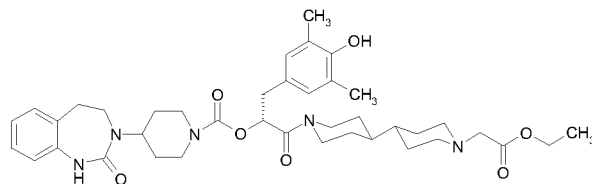
(2)



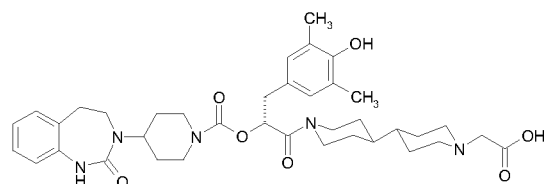
(3)



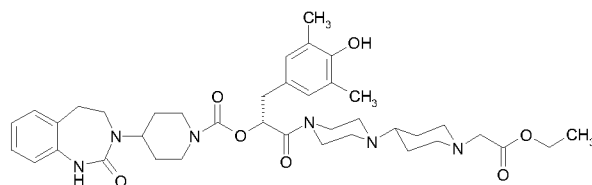
(4)



(5)



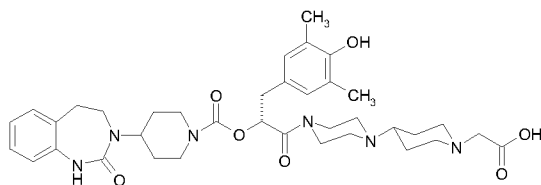
(6)



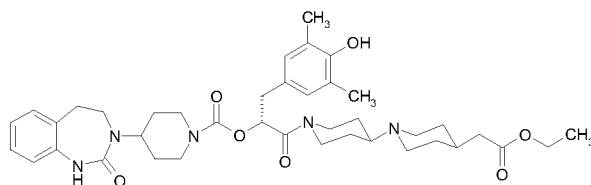
Number

Structure

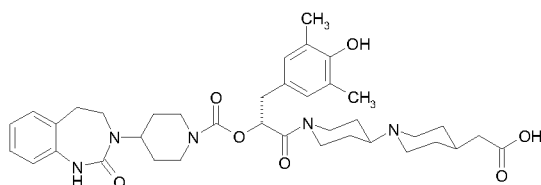
(7)



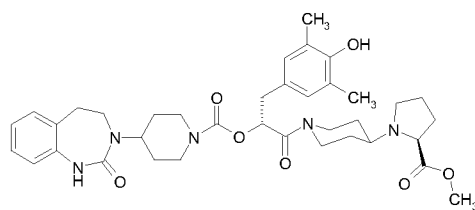
(8)



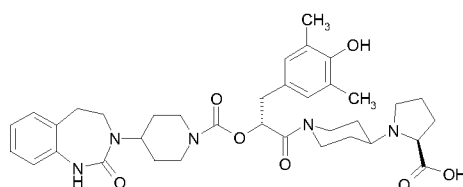
(9)



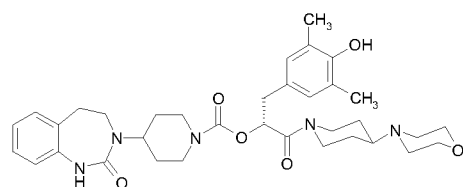
(10)



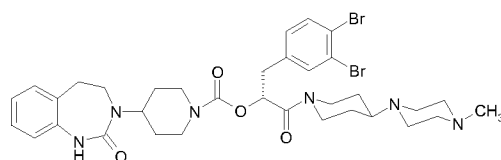
(11)



(12)



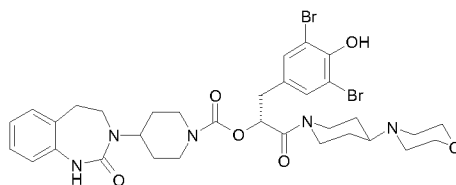
(13)



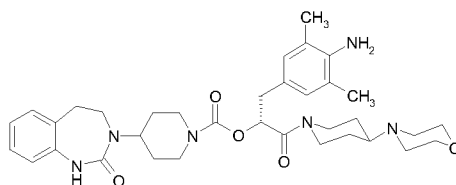
Number

Structure

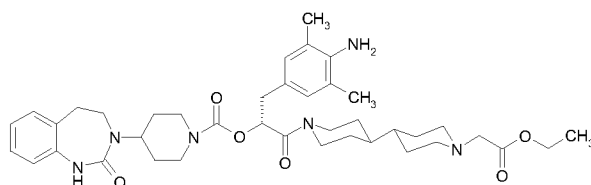
(14)



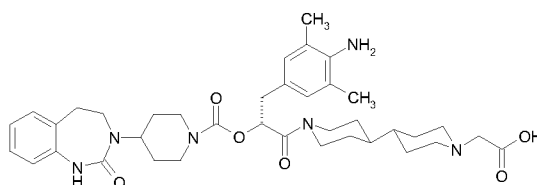
(15)



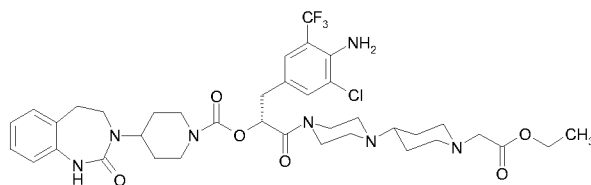
(16)



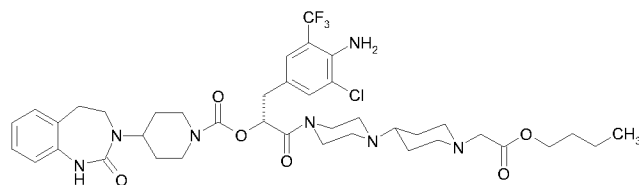
(17)



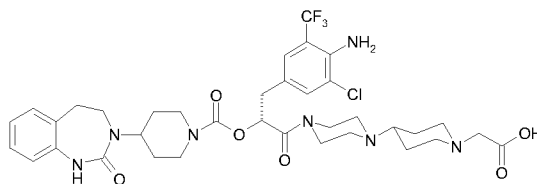
(18)



(19)



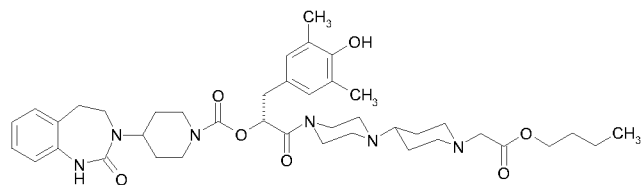
(20)



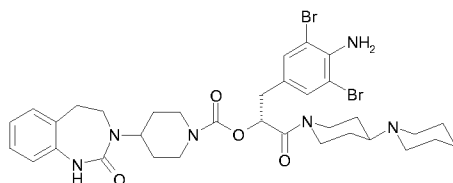
Number

Structure

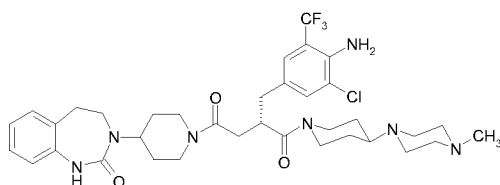
(21)



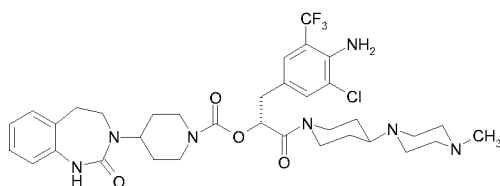
(22)



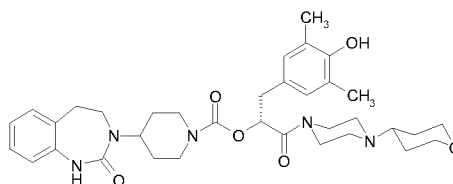
(23)



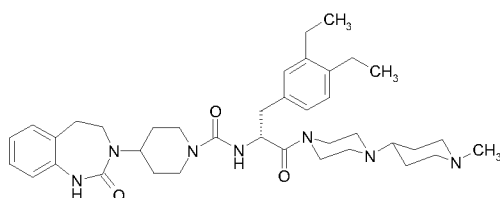
(24)



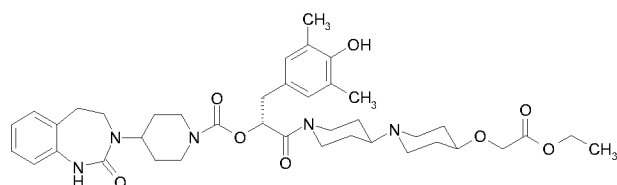
(25)



(26)



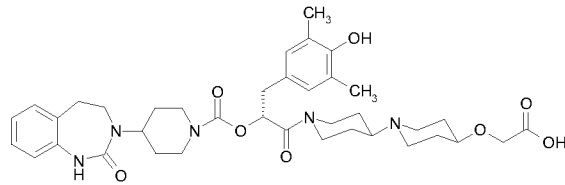
(27)



Number

Structure

(28)



the enantiomers, the diastereomers, the mixtures thereof and the physiologically acceptable salts thereof for the preparation of a medicament useful for preventing or treating visceral pain.

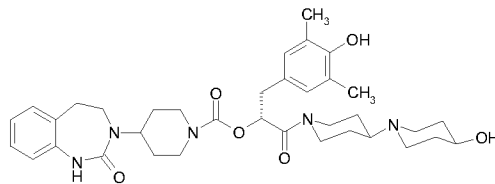
5

2. The use of a CGRP antagonist (**A**) selected from among:

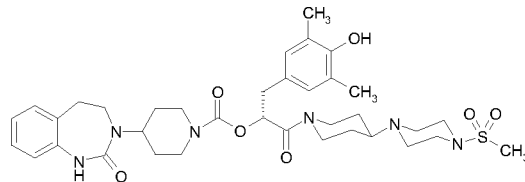
Number

Structure

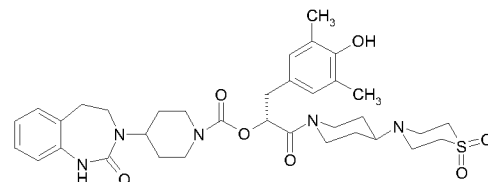
(1)



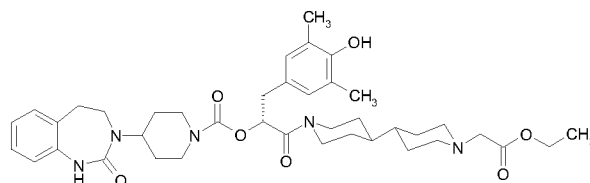
(2)



(3)



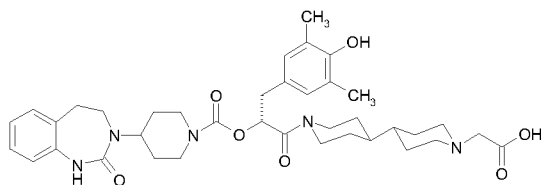
(4)



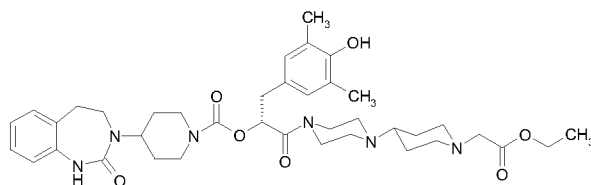
Number

Structure

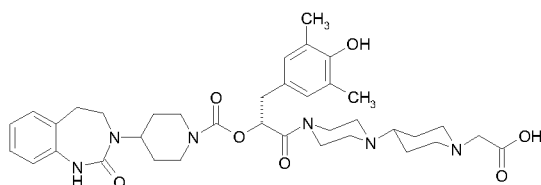
(5)



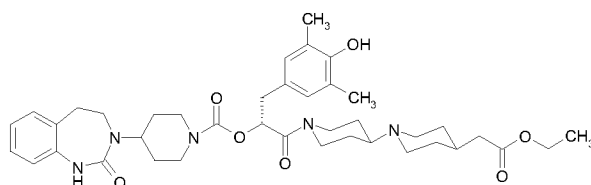
(6)



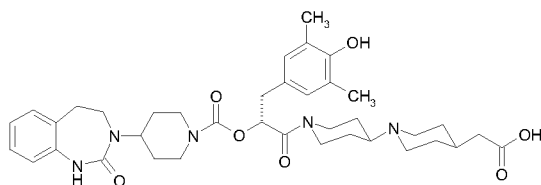
(7)



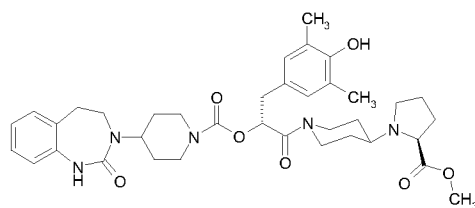
(8)



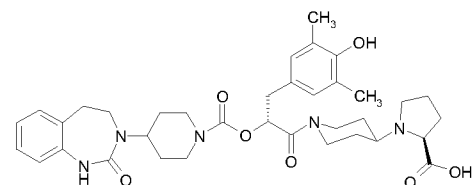
(9)



(10)



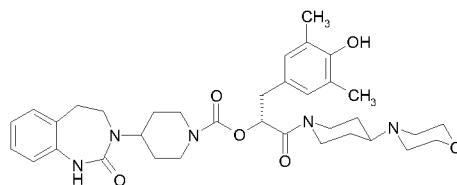
(11)



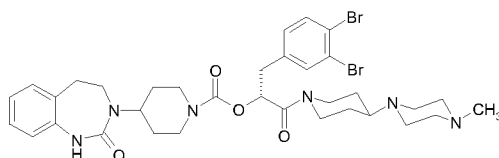
## Number

## Structure

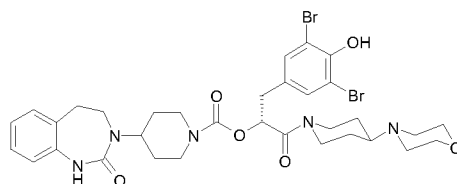
(12)



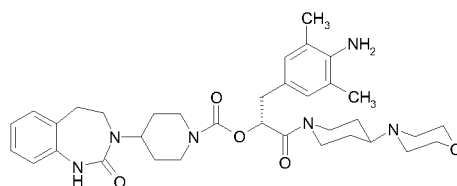
(13)



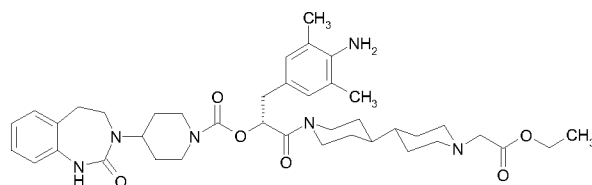
(14)



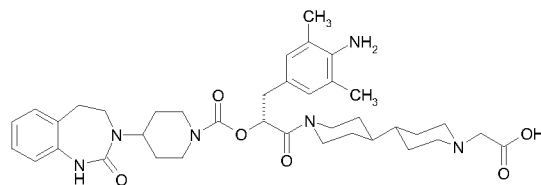
(15)



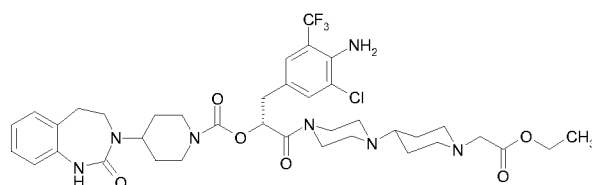
(16)



(17)



(18)

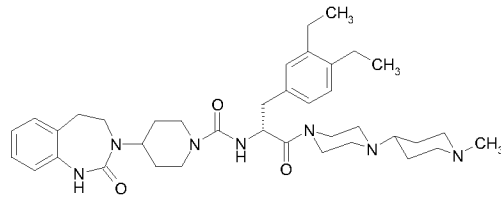




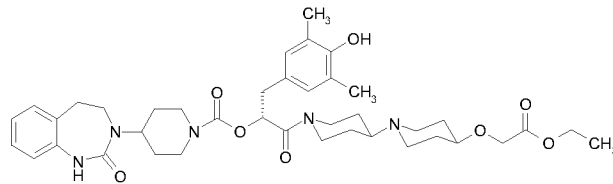
## Number

## Structure

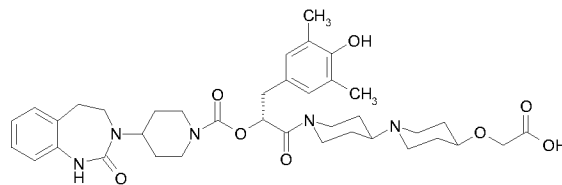
(26)



(27)



(28)



the enantiomers, the diastereomers, the mixtures thereof and the physiologically acceptable salts thereof for the preparation of a medicament useful for preventing or treating gastrointestinal disorders.

5

3. Use according to claim 1 or 2, characterised in that the visceral pain is selected from the group consisting of functional bowel disorders and the inflammatory bowel diseases.

10

4. The use according to claim 3, characterised in that the functional bowel disorder is selected from the group consisting of gastro-esophageal reflux, dyspepsia, the irritable bowel syndrome and functional abdominal pain syndrome.

15

5. The use according to claim 3, characterised in that the inflammatory bowel disease is selected from the group consisting of Crohn's disease, ileitis and ulcerative colitis.

6. The use according to claim 3, characterised in that the functional bowel disorder is the irritable bowel syndrome.

7. Use according to claim 1 or 2, characterised in that it is effected as a monotherapy with a single active substance.

8. Use according to claim 7, characterised in that the medicament contains only one  
5 active substance.

9. Use according to claim 7, characterised in that the medicament is a formulation for oral administration.

10 10. A pharmaceutical composition for the treatment or prevention of visceral pain and gastrointestinal disorders, containing as active substance one or more CGRP antagonists (**A**) selected from the group according to claim 1 optionally together with one or more inert carriers and/or diluents.

15 11. The pharmaceutical composition according to claim 10 for treating or preventing disorders selected from the group consisting of functional bowel disorders such as gastro-esophageal reflux, dyspepsia, the irritable bowel syndrome and functional abdominal pain syndrome, or inflammatory bowel diseases such as Crohn's disease, ileitis and ulcerative colitis.

20 12. The pharmaceutical composition according to claim 11 for treating or preventing the irritable bowel syndrome.

25 13. The pharmaceutical composition according to any of claims 10 to 12, which is under a form suitable for oral administration.

30 14. A method for the prevention or treatment of visceral pain comprising administering to a patient in need of treatment an effective amount of a CGRP antagonist (**A**) selected from among:

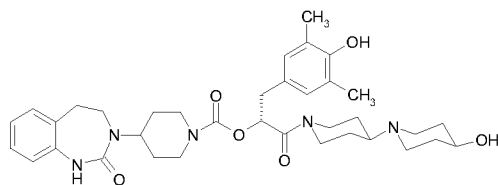
**Number**

**Structure**

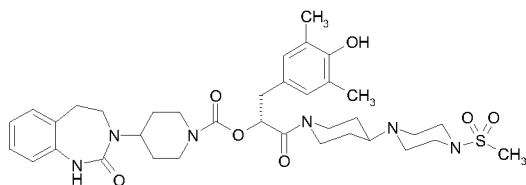
## Number

## Structure

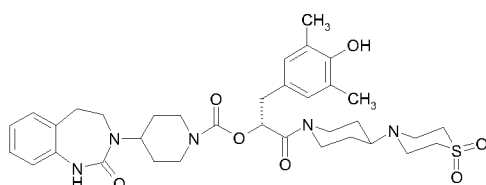
(1)



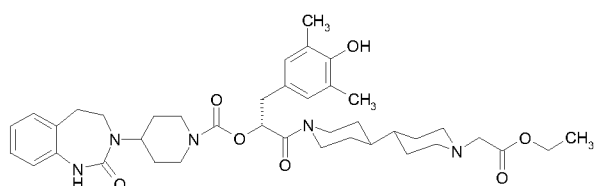
(2)



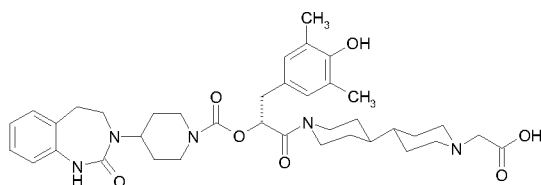
(3)



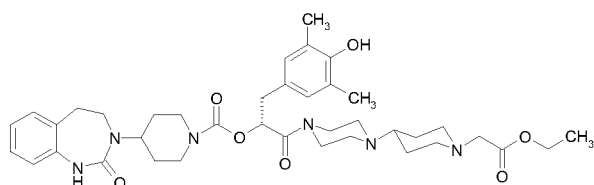
(4)



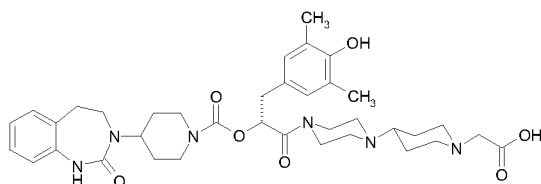
(5)



(6)



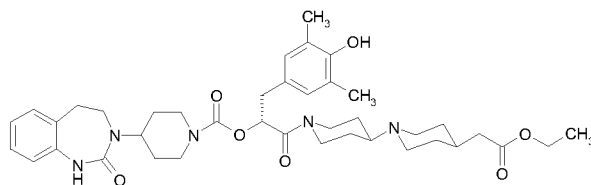
(7)



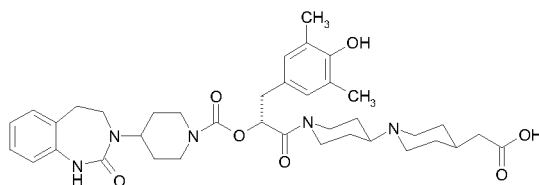
## Number

## Structure

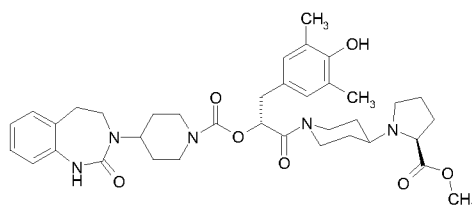
(8)



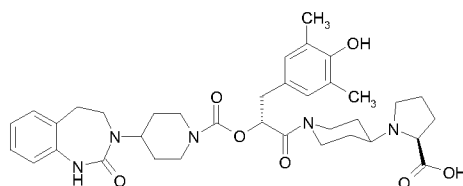
(9)



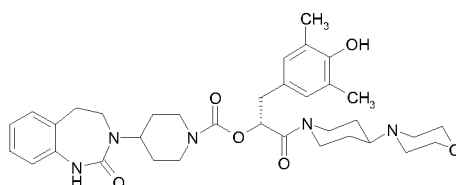
(10)



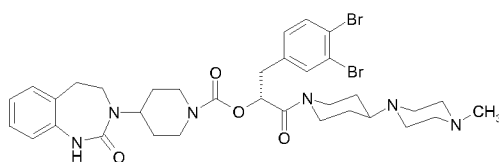
(11)



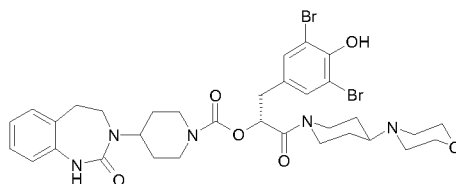
(12)



(13)



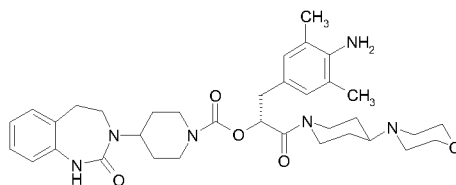
(14)



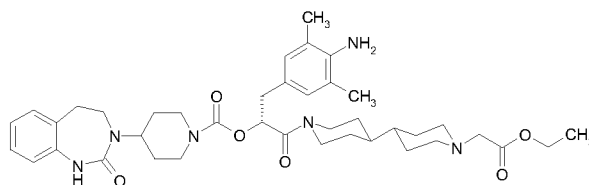
Number

Structure

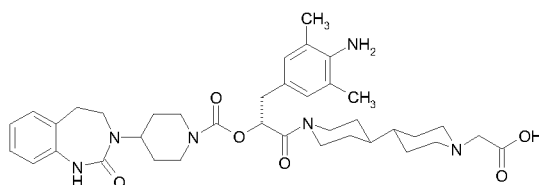
(15)



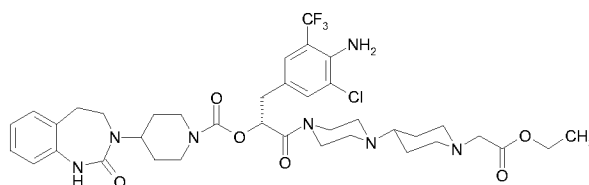
(16)



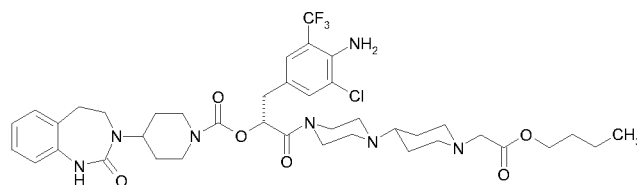
(17)



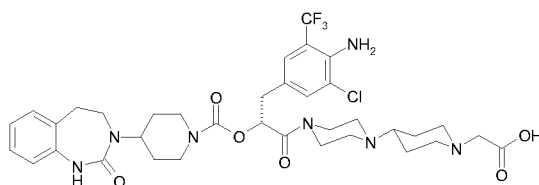
(18)



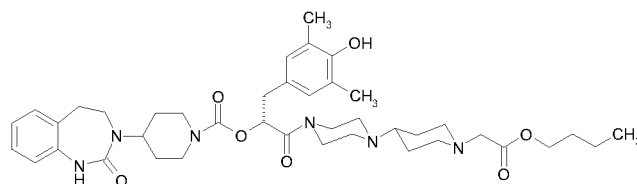
(19)



(20)



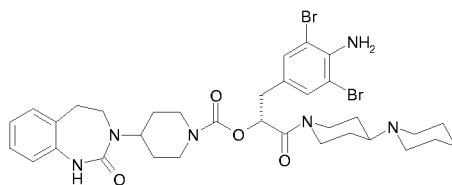
(21)



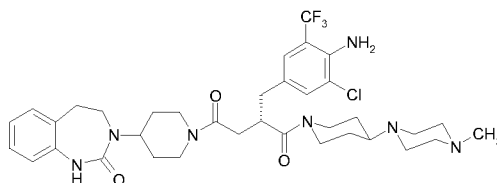
Number

Structure

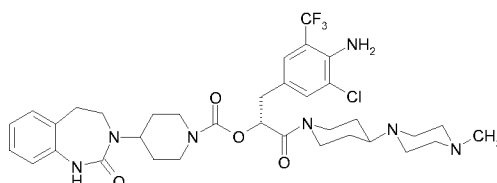
(22)



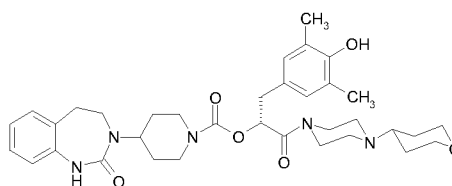
(23)



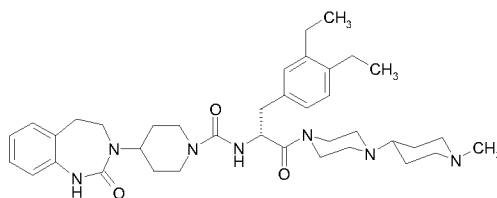
(24)



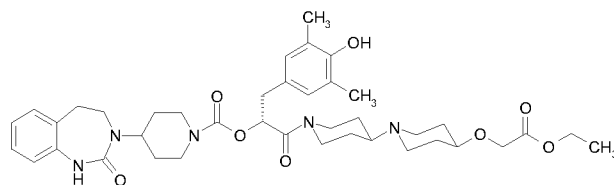
(25)



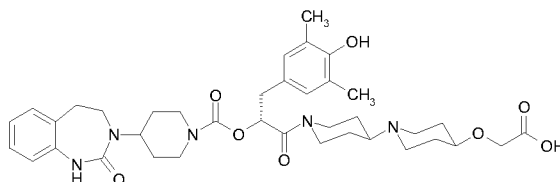
(26)



(27)



(28)



the enantiomers, the diastereomers, the mixtures thereof and the physiologically

acceptable salts thereof.

15. The method according to claim 14, wherein the disorder is functional bowel disorder or inflammatory bowel disease.

5

16. The method according to claim 15, wherein the functional bowel disorder is gastro-esophageal reflux, dyspepsia, irritable bowel syndrome or functional abdominal pain syndrome.

10 17. The method according to claim 14 or 15, wherein the disorder is the irritable bowel syndrome.

18. The method according to claim 15, wherein the inflammatory bowel diseases is Crohn's disease, ileitis or ulcerative colitis.

15

# INTERNATIONAL SEARCH REPORT

International application No  
PCT/EP2007/055543

**A. CLASSIFICATION OF SUBJECT MATTER**  
 INV. A61P29/00 A61P1/04 A61P1/06 A61P1/14 A61P1/00  
 A61K31/517 A61K31/551

According to International Patent Classification (IPC) or to both national classification and IPC

**B. FIELDS SEARCHED**

Minimum documentation searched (classification system followed by classification symbols)  
 A61K

Documentation searched other than minimum documentation to the extent that such documents are included in the fields searched

Electronic data base consulted during the international search (name of data base and, where practical, search terms used)  
 EPO-Internal, EMBASE, MEDLINE, BIOSIS, CHEM ABS Data, WPI Data

**C. DOCUMENTS CONSIDERED TO BE RELEVANT**

Category*	Citation of document, with indication, where appropriate, of the relevant passages	Relevant to claim No.
X	WO 2005/092880 A (BOEHRINGER INGELHEIM INT [DE]; BOEHRINGER INGELHEIM PHARMA [DE]; MUELL) 6 October 2005 (2005-10-06) compound 535 page 1, paragraph 1	10-13
X	WO 2005/041757 A2 (UNIV ROCHESTER [US]; WOOD RONALD W [US]; REEDER JAY [US]; SCHWARZ EDWA) 12 May 2005 (2005-05-12) claims 18,19,29	1-18
P,X	WO 2006/100026 A1 (BOEHRINGER INGELHEIM INT [DE]; BOEHRINGER INGELHEIM PHARMA [DE]; MUELL) 28 September 2006 (2006-09-28) paragraph [0130]	1-18
	----- -/-	

Further documents are listed in the continuation of Box C.

See patent family annex.

\* Special categories of cited documents :

- \*A\* document defining the general state of the art which is not considered to be of particular relevance
- \*E\* earlier document but published on or after the international filing date
- \*L\* document which may throw doubts on priority claim(s) or which is cited to establish the publication date of another citation or other special reason (as specified)
- \*O\* document referring to an oral disclosure, use, exhibition or other means
- \*P\* document published prior to the international filing date but later than the priority date claimed

- \*T\* later document published after the international filing date or priority date and not in conflict with the application but cited to understand the principle or theory underlying the invention
- \*X\* document of particular relevance; the claimed invention cannot be considered novel or cannot be considered to involve an inventive step when the document is taken alone
- \*Y\* document of particular relevance; the claimed invention cannot be considered to involve an inventive step when the document is combined with one or more other such documents, such combination being obvious to a person skilled in the art.
- \*G\* document member of the same patent family

Date of the actual completion of the international search

Date of mailing of the international search report

12 September 2007

20/09/2007

Name and mailing address of the ISA/  
 European Patent Office, P.B. 5818 Patentlaan 2  
 NL - 2280 HV Rijswijk  
 Tel. (+31-70) 340-2040, Tx. 31 651 epo nl,  
 Fax: (+31-70) 340-3016

Authorized officer  
  
 Strack, Eberhard

## INTERNATIONAL SEARCH REPORT

International application No  
PCT/EP2007/055543

C(Continuation). DOCUMENTS CONSIDERED TO BE RELEVANT

Category*	Citation of document, with indication, where appropriate, of the relevant passages	Relevant to claim No.
P, X	WO 2006/100009 A (BOEHRINGER INGELHEIM INT [DE]; BOEHRINGER INGELHEIM PHARMA [DE]; MUELL) 28 September 2006 (2006-09-28) paragraphs [0235], [0236] compound 34 -----	1-18

# INTERNATIONAL SEARCH REPORT

International application No.  
PCT/EP2007/055543

## Box II Observations where certain claims were found unsearchable (Continuation of item 2 of first sheet)

This International Search Report has not been established in respect of certain claims under Article 17(2)(a) for the following reasons:

1.  Claims Nos.:  
because they relate to subject matter not required to be searched by this Authority, namely:  
  
Although claims 14-18 are directed to a method of treatment of the human/animal body, the search has been carried out and based on the alleged effects of the compound/composition.
2.  Claims Nos.:  
because they relate to parts of the International Application that do not comply with the prescribed requirements to such an extent that no meaningful International Search can be carried out, specifically:
3.  Claims Nos.:  
because they are dependent claims and are not drafted in accordance with the second and third sentences of Rule 6.4(a).

## Box III Observations where unity of invention is lacking (Continuation of item 3 of first sheet)

This International Searching Authority found multiple inventions in this International application, as follows:

1.  As all required additional search fees were timely paid by the applicant, this International Search Report covers all searchable claims.
2.  As all searchable claims could be searched without effort justifying an additional fee, this Authority did not invite payment of any additional fee.
3.  As only some of the required additional search fees were timely paid by the applicant, this International Search Report covers only those claims for which fees were paid, specifically claims Nos.:
4.  No required additional search fees were timely paid by the applicant. Consequently, this International Search Report is restricted to the invention first mentioned in the claims; it is covered by claims Nos.:

### Remark on Protest

- The additional search fees were accompanied by the applicant's protest.
- No protest accompanied the payment of additional search fees.

# INTERNATIONAL SEARCH REPORT

Information on patent family members

International application No

PCT/EP2007/055543

Patent document cited in search report	A	Publication date	Patent family member(s)	Publication date
WO 2005092880	A	06-10-2005	AR 049625 A1 AU 2005225539 A1 BR PI0509368 A CA 2558889 A1 CN 1976916 A DE 102004015723 A1 EP 1732917 A1 KR 20070007867 A	23-08-2006 06-10-2005 11-09-2007 06-10-2005 06-06-2007 20-10-2005 20-12-2006 16-01-2007
WO 2005041757	A2	12-05-2005	NONE	
WO 2006100026	A1	28-09-2006	NONE	
WO 2006100009	A	28-09-2006	NONE	