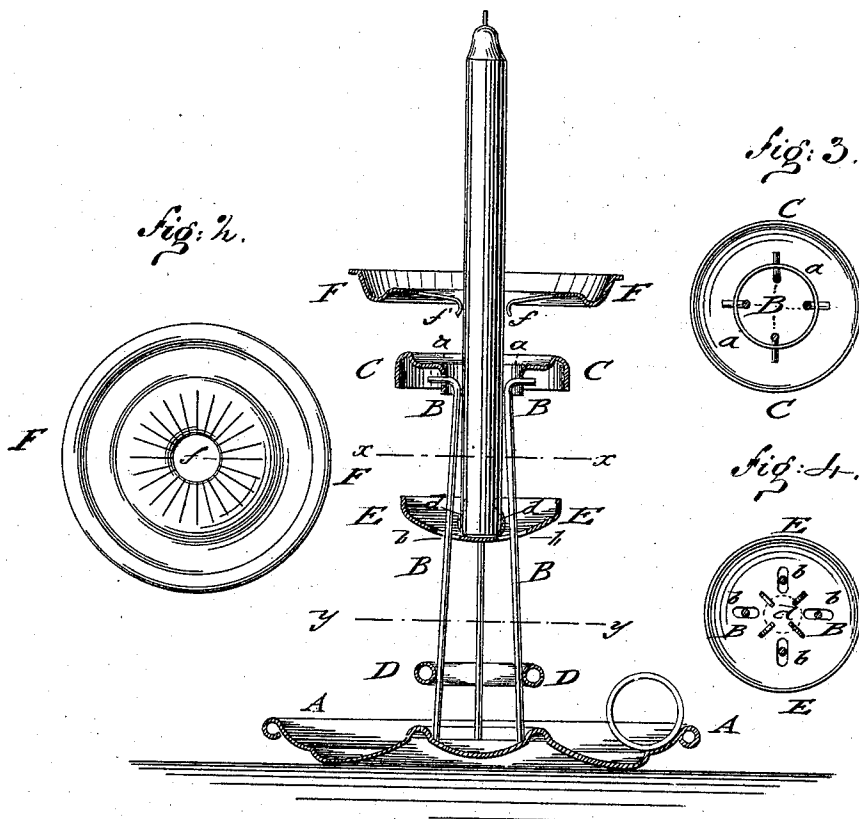


H. GROM.  
Candlestick.

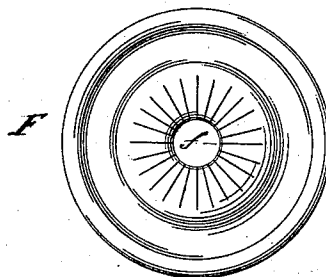
No. 217,366.

Patented July 8, 1879.

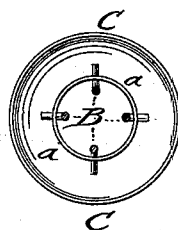
*Fig: 1.*



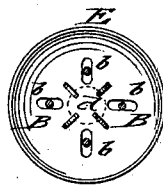
*Fig: 2.*



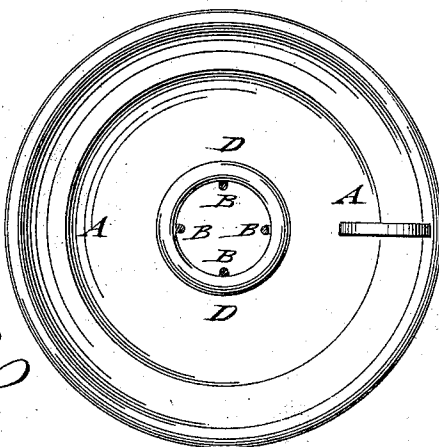
*Fig: 3.*



*Fig: 4.*



*Fig: 5.*



*Witnesses:*  
*Carl Karp*  
*Otto Risch*

*Inventor:*  
*Henry Grom*  
*by Paul Goppel*  
*Attorney*

# UNITED STATES PATENT OFFICE.

HENRY GROM, OF NEWARK, NEW JERSEY, ASSIGNOR TO SOFIA GROM, OF  
SAME PLACE.

## IMPROVEMENT IN CANDLESTICKS.

Specification forming part of Letters Patent No. **217,366**, dated July 8, 1879; application filed  
March 28, 1879.

*To all whom it may concern:*

Be it known that I, HENRY GROM, of Newark, county of Essex, and State of New Jersey, have invented certain new and useful Improvements in Candle-Holders, of which the following is a specification.

In the accompanying drawings, Figure 1 represents a vertical central section of my improved candle-holder; Fig. 2, a top view of the drip-plate. Fig. 3 is a horizontal section of the candle-holder on line *xx*, Fig. 1, showing a bottom view of the top ring of the holder; and Figs. 4 and 5 are horizontal sections of the candle-holder, respectively on lines *xx* and *yy*, showing top views of the shifting-plate and base-plate.

Similar letters of reference indicate corresponding parts.

This invention relates to an improved construction of candle-holders, in which candles of different sizes may be burned, and by which the candles may be retained at any desired height, and readily raised, so as to be consumed to the end without any loss.

The drip of the candle is taken up in such a manner as not to choke up the holder and interfere with the adjustment of the parts.

The invention consists of a candle-holder formed of a base-plate and of upright spring-wires, which support the candle by means of a sliding ring, in connection with a steadying top guide-ring. The lower end of the candle is secured to springs of a shifting-plate, which slides by radial slots on the candle-holding wires, and serves to raise or lower the candle. A drip-plate, with a center opening and interior radial spring-lips, is arranged upon the top ring and fits tightly to the candle, for collecting all the drip without allowing it to pass to the parts below.

Referring to the drawings, A represents the base-plate of my improved candle-holder, which is provided with the usual ring-shaped or other handle for carrying the same.

To the central part of the base-plate are secured four upright candle-holding wires, B, the upper free ends of which are bent outward at right angles to the main portions of the wires, the horizontal ends being engaged by a top guide-ring, C, whose inner flange, *a*, is

perforated, for guiding and steadying the candle-holding wires.

A ring, D, encircles the wires B, and is of a diameter somewhat smaller than the distance of two diagonal wires at their points of attachment to the base.

By sliding the ring D down on the wires the free upper ends of the same are approached toward each other, while they are returned to their former position when the ring is moved in an upward direction. The wires may thus be tightly pressed against the candle after the same has been inserted into the space between them, and the candle is thus firmly held at any desired point or height.

For the purpose of conveniently raising the lower part of the candle when the same has been consumed down to the top ring, C, a shifting-plate, E, is guided by means of radial slots *b* on the candle-holding wires.

The shifting-plate E is provided with springs *d*, that bind on the lower end of the candle and hold the shifting-plate in position thereon. By pushing up the shifting-plate the candle is raised, so that it may be entirely consumed without the annoyance caused in the common holders by the filling of the holding-tube with melted tallow or wax.

Above the top ring, C, is arranged a drip-plate, F, which is either riveted to the top ring or made removable, so as to be taken off and more conveniently cleaned of the drip collected thereon. The drip-plate F is of a larger diameter than the top ring or the shifting-plate, and provided with a central opening of less diameter than the thickness of the candles to be used in the holder.

The inner portion of the drip-plate around the opening is radially slitted, by which a number of narrow spring-lips, *f*, are formed, which are bent down at their inner ends, so as not to cut into the candle.

The spring of the lips allows the insertion of candles of different sizes into the drip-plate, the lips closing tightly around the candle, so as to collect the drip and prevent the passage of any melted tallow or wax to the parts below the drip-plate. The candle-holder may thus be kept clean with great facility, and admits of the consumption of the entire candle.

Its light, neat, and cheap construction furnishes a candle-holder that is superior to the common holder in general use.

Having thus described my invention, I claim as new and desire to secure by Letters Patent—

The combination of the base-plate A, having upright candle-holding spring-wires B, with an adjusting slide-ring, D, with candle-shifting cup E, having radial guide-slots, and with a steadying top guide-ring, C, at the up-

per outwardly-curved ends of the spring-wires, substantially as and for the purpose described.

In testimony that I claim the foregoing as my invention I have signed my name in presence of two witnesses this 26th day of March, 1879.

HENRY GROM.

Witnesses:

PAUL GOEPEL,  
ADOLF DENGLER.