



- (51) International Patent Classification:
H04L 29/06 (2006.01) *H04N 7/24* (2011.01)
- (21) International Application Number:
PCT/KR2012/008377
- (22) International Filing Date:
15 October 2012 (15.10.2012)
- (25) Filing Language: English
- (26) Publication Language: English
- (30) Priority Data:
10-2011-0104879 13 October 2011 (13.10.2011) KR
- (71) Applicant: **SAMSUNG ELECTRONICS CO., LTD.**
[KR/KR]; 129, Samsung-ro, Yeongtong-gu, Suwon-si,
Gyeonggi-do 443-742 (KR).
- (72) Inventors: **PARK, Kyung-Mo**; #23-1301, Eunma APT.,
Daechi 2-dong, Gangnam-gu, Seoul 135-969 (KR).
HWANG, Sung-Oh; #203-501, Byucksan 2-cha APT.,
Jukjeon 2-dong, Suji-gu, Yongin-si, Gyeonggi-do 448-712

(KR). **SONG, Jae-Yeon**; #105-101, Raemian Pentaville
APT., Yeoksam-dong, Gangnam-gu, Seoul 135-080 (KR).

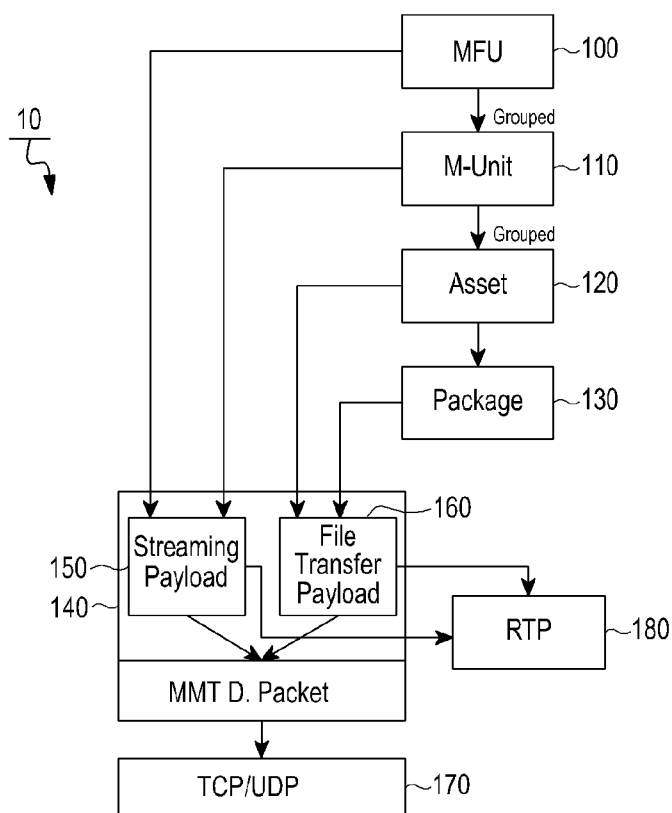
(74) Agent: **LEE, Keon-Joo**; Mihwa Bldg. 110-2, Myongryun-
dong 4-ga, Chongro-gu, Seoul 110-524 (KR).

(81) Designated States (unless otherwise indicated, for every
kind of national protection available): AE, AG, AL, AM,
AO, AT, AU, AZ, BA, BB, BG, BH, BN, BR, BW, BY,
BZ, CA, CH, CL, CN, CO, CR, CU, CZ, DE, DK, DM,
DO, DZ, EC, EE, EG, ES, FI, GB, GD, GE, GH, GM, GT,
HN, HR, HU, ID, IL, IN, IS, JP, KE, KG, KM, KN, KP,
KZ, LA, LC, LK, LR, LS, LT, LU, LY, MA, MD, ME,
MG, MK, MN, MW, MX, MY, MZ, NA, NG, NI, NO, NZ,
OM, PA, PE, PG, PH, PL, PT, QA, RO, RS, RU, RW, SC,
SD, SE, SG, SK, SL, SM, ST, SV, SY, TH, TJ, TM, TN,
TR, TT, TZ, UA, UG, US, UZ, VC, VN, ZA, ZM, ZW.

(84) Designated States (unless otherwise indicated, for every
kind of regional protection available): ARIPO (BW, GH,
GM, KE, LR, LS, MW, MZ, NA, RW, SD, SL, SZ, TZ,
UG, ZM, ZW), Eurasian (AM, AZ, BY, KG, KZ, RU, TJ,
TM), European (AL, AT, BE, BG, CH, CY, CZ, DE, DK,

[Continued on next page]

(54) Title: APPARATUS AND METHOD FOR TRANSMITTING MULTIMEDIA DATA IN HYBRID NETWORK



(57) Abstract: An apparatus and a method for trans-
mitting multimedia data in a hybrid network are
provided. The apparatus includes a payload part in-
cluding at least one of first data synchronized accord-
ing to a time to be reproduced and second data other
than the first data, a first header part including infor-
mation on the payload part, a packet part for generat-
ing a packet, the packet part including a second header
part including information on the packet, and a trans-
ceiver for generating and transmitting a signal includ-
ing the payload part, the first header part, and the
packet part to the hybrid network.



EE, ES, FI, FR, GB, GR, HR, HU, IE, IS, IT, LT, LU,
LV, MC, MK, MT, NL, NO, PL, PT, RO, RS, SE, SI, SK,
SM, TR), OAPI (BF, BJ, CF, CG, CI, CM, GA, GN, GQ,
GW, ML, MR, NE, SN, TD, TG).

— *before the expiration of the time limit for amending the
claims and to be republished in the event of receipt of
amendments (Rule 48.2(h))*

Published:

— *with international search report (Art. 21(3))*

Description

Title of Invention: APPARATUS AND METHOD FOR TRANSMITTING MULTIMEDIA DATA IN HYBRID NETWORK

Technical Field

- [1] The present invention relates to an apparatus and a method for transmitting multimedia data in a hybrid network. More particularly, the present invention relates to an apparatus and a method for transmitting multimedia data by applying a Motion Pictures Experts Group (MPEG) Media Transport (MMT).

Background Art

- [2] As multimedia services have increased, Motion Pictures Experts Group (MPEG) Media Transport (MMT) technology has been developed for providing a hybrid network that simultaneously connects a broadcasting network and a communication network and hybrid contents in which multimedia data, an application, and files are simultaneously provided. The MMT technology is a multimedia transmission technology based on MPEG technology, may be used for broadcasting data for viewing by devices including and similar to a multifunctional smart TeleVision (TV), a multi-view TV and a multimedia service, and may provide an efficient MPEG transmission technology in a multimedia service environment that changes according to an Internet Protocol (IP) address.

Disclosure of Invention

Technical Problem

- [3] However, when multimedia data is transmitted in the current hybrid network, it is difficult to provide a service suitable for the hybrid network environment.
- [4] Therefore, a need exists for a system and method for an apparatus and a method for transmitting multimedia data by applying MMT.

Solution to Problem

- [5] Aspects of the present invention are to address at least the above-mentioned problems and/or disadvantages and to provide at least the advantages described below. Accordingly, an aspect of the present invention is to provide an apparatus and a method for transmitting multimedia data in a hybrid network.
- [6] Another aspect of the present invention is to provide an apparatus and a method for generating Motion Pictures Experts Group (MPEG) Media Transport (MMT) Transport Packet (TP) data and transmitting multimedia data in a hybrid network.
- [7] Another aspect of the present invention is to provide an apparatus and a method for defining MMT TP data header information and payload data information and transmitting multimedia data.

- [8] Another aspect of the present invention is to provide an apparatus and a method for defining information required for transmitting an MMT TP and transmitting multimedia data.
- [9] Another aspect of the present invention is to provide an apparatus and a method for guaranteeing Quality of Experience (QoE) for an MMT TP and transmitting multimedia data.
- [10] In accordance with an aspect of the present invention, an apparatus for transmitting data in a hybrid network that simultaneously provides broadcasting and Internet communication is provided. The apparatus includes a payload part including at least one of first data synchronized according to a time to be reproduced and second data other than the first data, a first header part including information on the payload part, a packet part for generating a packet, the packet part including a second header part including information on the packet, and a transceiver for generating and transmitting a signal including the payload part, the first header part, and the packet part to the hybrid network.
- [11] In accordance with another aspect of the present invention, a method of transmitting data in a hybrid network that simultaneously provides broadcasting and Internet communication is provided. The method includes generating a payload part including at least one of first data synchronized according to a time to be reproduced and second data other than the first data, generating a first header part including information on the payload part, generating a packet, the packet including a second header part including information on the packet, and transmitting the packet to the hybrid network.
- [12] Exemplary embodiments of the present invention may provide header information of an MMT transport packet and payload information for transmitting hybrid multimedia data in a hybrid network, and thus provide a service suitable for a hybrid network environment through application of an MMT technology.
- [13] Other aspects, advantages, and salient features of the invention will become apparent to those skilled in the art from the following detailed description, which, taken in conjunction with the annexed drawings, discloses exemplary embodiments of the invention.

Brief Description of Drawings

- [14] The above and other aspects, features, and advantages of certain exemplary embodiments of the present invention will be more apparent from the following description taken in conjunction with the accompanying drawings, in which:
- [15] FIG. 1 illustrates an apparatus for transmitting hybrid multimedia contents according to an exemplary embodiment of the present invention; and
- [16] FIG. 2 illustrates a method of transmitting hybrid multimedia contents according to

an exemplary embodiment of the present invention

- [17] Throughout the drawings, like reference numerals will be understood to refer to like parts, components, and structures.

Mode for the Invention

- [18] The following description with reference to the accompanying drawings is provided to assist in a comprehensive understanding of exemplary embodiments of the invention as defined by the claims and their equivalents. It includes various specific details to assist in that understanding but these are to be regarded as merely exemplary. Accordingly, those of ordinary skill in the art will recognize that various changes and modifications of the embodiments described herein can be made without departing from the scope and spirit of the invention. In addition, descriptions of well-known functions and constructions may be omitted for clarity and conciseness.
- [19] The terms and words used in the following description and claims are not limited to the bibliographical meanings, but, are merely used by the inventor to enable a clear and consistent understanding of the invention. Accordingly, it should be apparent to those skilled in the art that the following description of exemplary embodiments of the present invention is provided for illustration purpose only and not for the purpose of limiting the invention as defined by the appended claims and their equivalents.
- [20] It is to be understood that the singular forms “a,” “an,” and “the” include plural referents unless the context clearly dictates otherwise. Thus, for example, reference to “a component surface” includes reference to one or more of such surfaces.
- [21] According to exemplary embodiments of the present invention, a hybrid network environment may be an environment having a network connection between a server and a client where a dedicated network for broadcasting, hereinafter, referred to as a “broadcast” network, and a network for Internet communication, hereinafter, referred to as a “broadband” network. The hybrid network environment may be simultaneously provided to the same client and the client may receive a service through a plurality of networks. Further, a plurality of network environments may include a plurality of connection environments including a broadcast network, a broadcast environment, a broadband network, and a broadband environment. The plurality of network environments may be configured by hybridly connecting two environments, and may include a wired network and/or wireless network.
- [22] Furthermore, hybrid multimedia contents, according to the present exemplary embodiments, may refer to contents which may be hybridly used because the hybrid multimedia contents contain both multimedia contents reproduced with temporal, i.e., real-time, characteristics, such as an audio signal, a video, a synchronized caption, and an image and data with non-real time characteristics such as an audio book, a

multimedia widget, a file and/or other similar contents and data.

- [23] FIG. 1 illustrates an apparatus for transmitting hybrid multimedia contents according to an exemplary embodiment of the present invention.
- [24] An apparatus 10 for transmitting the hybrid multimedia contents according to an exemplary embodiment of the present invention may transmit the hybrid multimedia contents by using an Motion Pictures Experts Group (MPEG) Media Transport (MMT) technology. A transport layer of the MMT may configure a transport structure according to data contained in the hybrid multimedia contents and may serve a function for efficiently transmitting the data. To this end, the MMT transport layer may include a structure where common transport information and distinguishing transport information are discriminated.
- [25] Referring to FIG. 1, an MMT payload of the transmission apparatus 10 for transmitting multimedia contents may include a streaming payload 150 for transmitting real time data, for example, real time broadcasting, and a file transfer payload 160 for transmitting non-real time data. The streaming payload 150 may be configured using at least one of an MMT Media-unit 110, hereinafter, referred to as an “M-unit” 110, and an MMT Media Fragment Unit 100, hereinafter, referred to as an “MFU” 100, of the hybrid multimedia contents as a basic unit transmitted for real time data transmission. In a video which may be independently decoded, the MFU 100 may refer to a frame of an encoding or one slice when the frame includes a plurality of slices. Further, in a video which may be independently decoded, the M-unit 110 refers to a frame of an encoding or a Group of Picture (GOP) unit corresponding to an encoding handling unit which may be independently decoded. The MFU 100 or the M-unit 110 may determine its structure by considering an attribute and a service of the hybrid media. The file transfer payload 160 may be used for non-real time data transmission, and all of, or a particular part unit of, an MMT asset 120, hereinafter, referred to as an “asset” 120, or an MMT package 130, hereinafter, referred to as a “package” 130, of the hybrid multimedia contents may be configured as a basic unit for transmission.
- [26] The asset 120 is consecutive streams of the M-units 110, all of which may be configured in the same media type. Here, the M-units 110 configured in the same media type may include an audio M-unit, a video M-unit, an audio/video M-unit, and any other similar media type M-units. Furthermore, the package 130 may include additional information for a service in a single asset 120 or a plurality of assets 120. At this time, the additional information may include transmission environment information considering a hybrid network environment related to screen configuration information of the hybrid multimedia, for example, temporal and spatial arrangement orders, a transmission requirement bandwidth, information on whether loss is possible, information on whether a delay time is accepted and any other similar and/or suitable

information.

- [27] The transmission apparatus 10 may configure the payload in units of MFUs 100 or M-units 110 and may transmit multimedia contents in a service using real time transmission, for example, real time broadcasting, and may configure the payload in units of assets 120 or packages 130. The transmission apparatus 10 may also transmit multimedia contents in a service using non-real time transmission, for example, a Video on Demand (VoD) service using a broadcasting network. The streaming payload 150 for real time data transmission and the file transfer payload 160 for non-real time data transmission may be included in an MMT transport packet 140 operating in a Transmission Control Protocol (TCP) / User Datagram Protocol (UDP) 170 environment corresponding to an Internet Protocol (IP) based address or a payload of an Real-time Transport Protocol (RTP) packet 180 corresponding to an IP address, and then transmit such to a terminal.
- [28] Meanwhile, the MMT payload, e.g., the streaming payload 150, and the file transfer payload 160 may be configured by a header region including configuration information used according to a transmission environment and a data region that includes transmission data. The transmission data may be transmitted by a single payload or may be multiplexed and then transmitted by a plurality of payloads. The payload for multiplexing may be divided into two or more slices by a predetermined unit.
- [29] Furthermore, the payload may provide an interleaving function by a predetermined unit in consideration of a particular transmission function, and may be considerably efficiently and simply defined by a general available unit structure of the transport layer. A header region of the universal MMT payload for hybrid multimedia contents transmission in the hybrid network environment may be configured as indicated in Table 1.
- [30] Table 1
[Table 1]

Payload Type	Fragmentation Indicator	Sequence Number
Sequence Number		Length
Length		Timestamp
Timestamp		
Timestamp		Multiplex Info.
Aggregation Info.	Payload Configuration	

- [31] i) Payload Type

- [32] A payload type may be a data configuration type of the corresponding payload, and more specifically, may be a type of transmitted data and configuration information. At

this time, the type of data and the configuration information according to the type of data may indicate a type of payload data, that is, information on whether the payload data is a complete M-unit 110, a simple fragment of the M-unit 110, a complete MFU 100, or an aggregation of a plurality of MFUs 100. Furthermore, the type of data and the configuration information may include a factor identifying whether the type of data transmitted by the corresponding payload is transmission data or control data, and may also include information on a discriminator for discriminating types of transmission data.

[33] For example, the type of data and the configuration information may include information on a media type of transmitted data, for example, a video type, an audio type, an image type, a text type, or any other similar type, and an associated codec type. Furthermore, an additional data type may include information on whether data transmitted in the payload is a data type of single time stamp or a data type of multiple time stamp, and may include information on an identifier indicating a non-time stamp.

[34] ii) Fragmentation Indicator

[35] A fragment indicator may be information indicating at least one of a start, a center, and an end of the M-unit 110 when a transmitted M-unit 110 is divided into fragments. For example, when data of a corresponding payload is the MTU 100 of the media, the client may handle the data in the bundle unit of processing the data by using the information and then transmit the data. Furthermore, when receiving a last fragment of the M-unit 110, the terminal configures the complete M-unit 110 and performs a decoding processing.

[36] In a case of transmitting a live stream or a VoD, a payload for a transmission may have a size of the single MFU 100 or the M-unit 110, and during transmission of a file, the payload may have a total size of the file. In addition, chained payloads may be indicated through such information, and a multiplexing function in units of a plurality of MFUs 100 or M-units 110 may be provided through a corresponding information configuration. A plurality of M-units 110 or MFUs 100 may be transmitted in one payload.

[37] iii) Sequence Number

[38] A sequence number may be increased, e.g., iterated, and transmitted by one unit with respect to each M-unit 110, and may be used by a receiver in order to detect a payload loss. The MMT performs no action for MMT packet loss, and operations concerning MMT packet loss remains for an application to perform. The MMT transmission may not guarantee transmission, but existence of the sequence number makes it possible to detect a lost M-unit 110.

[39] iv) Length

[40] A length field indicates a length of the payload, including a header and data.

[41] v) Time stamp

[42] A time stamp field may be used for identifying a reproduction time of the payload, and may be shown in the payload for real time transmission.

[43] vi) Multiplexing Information

[44] Multiplexing information may indicate that a transmission unit included in the corresponding payload is hybridly multiplexed. For example, the multiplexing information may indicate a case where a plurality of M-units 110 may be included in the payload. Furthermore, corresponding information may include a number of multiplexed configuration units, a size of each configuration unit, an offset of the configuration unit, and any other similar and/or suitable information.

[45] vii) Aggregation

[46] An aggregation field may indicate setting information on the M-unit 110, and information regarding this field may be dependent on a payload type. In further detail, the aggregation field may indicate a number of remaining fragments after fragments included in the corresponding payload when the M-unit 110 is in a fragmented state, and may indicate a number of M-units 110 or MFUs 100 included in the corresponding payload when the M-unit 110 is in an aggregated state.

[47] viii) Payload Configuration

[48] The payload may be configured according to various transmission environments and services, and may be configured in parts with respect to information applicable to all payloads and information applicable to only a particular payload. Furthermore, a very small configuration may be generally required for a particular payload, but the present exemplary embodiment may use particular configuration modes for particular purposes in order to allow a simple payload configuration except for a dedicated receiver.

[49] For example, an MMT streams mode, a file delivery mode, and a generic mode may be used for transmitting MMT contents. Furthermore, an auxiliary field may be configured to transmit any data in order to predict requirements for transmission of information related to an additional system in the future. Specifically, the auxiliary field may include a function providing identifier which may provide a function for a loss control, loss reconstruction encoding information, information for requesting an automatic error loss reconstruction, a minimum memory buffer size provided by a terminal, a temporary memory buffer size used in transmission data, critical transmission data, a maximum loss acceptance rate, a maximum acceptance packet delay time, an average packet delay time, synchronization code information for a network synchronization, and any other similar and/or suitable information.

[50] Next, a case where data is transmitted using the MMT payload configured as described above will be described. First, in hybrid contents data transmission for real time broadcasting, the terminal may be connected with at least one server in a

broadcast network and broadband network environments, and the terminal may be used to provide a real time soccer game broadcasting service and a user additional service related to the soccer game, for example, a caption of another language and user audio explanation information to a client having a wide screen display device, in real time. In this case, the M-unit 110 or the MFU 100, which may be handled as a basic transmission unit among data units configuring real time broadcasting contents, may be contained in a single payload or a plurality of payloads and then transmitted. When the M-unit 110 is the basic transmission unit, one Group of Picture (GOP) is handled as the M-unit 110 and is transmitted using the single payload in video data. When data of the one GOP is a maximum video unit which may be independently decoded and is encoded into an H.264 video, the maximum video unit which may be independently decoded includes a slice, and the slice may be used as a minimum unit of the MFU 100.

- [51] When the one GOP that is encoded into the H.264 video is configured by the payload for transmission by using the M-unit 110, the configuration may be made according to Table 2, and the one GOP may be configured by several payloads since a size of the one GOP is larger than a size of the payload. Furthermore, the payload, as shown in Table 2, may have the same structure when unit data of the payload is the MFU 100 as well as when the unit data of the payload is the M-unit 110.

- [52] Table 2
[Table 2]

<p>- payload type : H.264 Video GOP- fragmentation indicator : on- sequence number : increase from 0- length : 1024 (byte) indicate a length of the payload- timestamp : a representative value of a reproduction time of a corresponding GOP is expressed as an NTP timestamp.- multiplexing information : off- aggregation : 5 end payload of the corresponding GOP is completed after 5- payload configuration : ALFEC indicator, DRM indicator- payload</p>

- [53] Next, a case where progressive download contents are transmitted by non-real time broadcasting through a service transmitted from a plurality of servers will be described. A transmission data basic unit structure of the MMT payload for non-real time data transmission may be divided into two cases, that being a case having the asset 120 and a case having the package 130, and a payload type may be determined according to a type of each transmission data.
- [54] Furthermore, since transmission characteristics of corresponding data are according to a non-real time case, attribute information related to a time may be excluded from corresponding payload data, which may provide an efficiency in high-capacity data transmission. In addition, according to characteristics of transmission data sensitive to

loss, additional information used for a loss reconstruction may be described through the auxiliary field, and information on the auxiliary field may provide data structure information related to the loss reconstruction rather than real time transmission.

- [55] In hybrid multimedia contents transmission for real time broadcasting and non-real time hybrid multimedia contents transmission, the terminal may be connected with at least one server in the broadcast network and the broadband network environments, and the terminal may be used to provide a real time soccer game broadcasting service and a user additional service related to the soccer game, for example, a caption of another language and user audio explanation information to a client having a wide screen display device in real time.
- [56] It may be considered that basic unit data of the transmission structure hybridly transmits the MFU 100 and the M-unit 110 corresponding to real time transmission data and the asset 120 and the package 130 corresponding to non-loss transmission data, and transmits additional information for describing the corresponding transmission structure through multiplexing information. The additional information may provide identification and discrimination unit information of corresponding data information through a multiplex type corresponding to multiplex structure information, an offset of each transmission data unit, a length, and an IDentification (ID) of the transmission data unit.
- [57] Meanwhile, the MMT payload, according to an exemplary embodiment of the present invention, may be transmitted by the MMT transport packet 140 or the RTP packet 180 corresponding to an IP address. The MMT transport packet 140 may have a data packet structure for MMT payload transmission and may perform a function of packetizing data by the unit of payloads and may transmit the data to the network. Furthermore, the MMT transport packet 140 includes additional information related to transmission in the header region, and the additional information may include a packet ID, a packet number, a flow ID for providing Quality of Service (QoS), a timestamp applicable as a transmission time and control information, and any other similar and/or suitable information. The above described additional information will be described below in detail.
- [58] i) Packet ID
- [59] A packet ID may be an identifier of the MMT transport packet 140, and may be an identification value allocated by a transmission side when fragments of a datagram of a lower protocol are assembled. Furthermore, the packet ID may be used as information indicating a media type of data included in the MMT payload, and may include information capable of distinguishing respective media types when data corresponding to a plurality of same media types is included in the MMT payload.
- [60] ii) Sequence Number

[61] A sequence number may be an identification number of the transmitted packet. A reception side may determine whether a packet corresponding to a sequence number is lost through the sequence number and may perform a packet arrangement function according to the sequence number. Furthermore, sequence number information may sequentially increase, and may be set for each M-unit 110 or each asset 120.

[62] iii) Flow Label

[63] A flow label may identify a particular QoS used for each flow in each data transmission. For example, the flow label may include a type of packet, a delay, a throughput, a synchronization parameter and any other similar and/or suitable information, and may be fragmented and indicated according to a data transmission type as shown in Table 3 to Table 6.

[64] - Type of Packet

[65] A Type of Packet field may indicate type information of the packet for the MMT transport packet 140, and may be a 3 bit value.

[66] Table 3

[Table 3]

Bits 0-2	Bit rate
111	Constant Bit Rate(CBR)
110	Real-Time Variable Bit Rate(rt-VBR)
101	Non-Real-Time Variable Bit Rate(nrt-VBR)
100	Available Bit Rate(ABR)
011	Unspecified Bit Rate(UBR)
010	Reserved
001	Reserved
000	Reserved

[67] - Delay

[68] A delay field may indicate a delay degree, and may be a 1 bit value, as shown in Table 4.

[69] Table 4

[Table 4]

Bit 3	Delay
0	Normal delay
1	Low delay

[70] - Throughput

[71] A throughput field may indicate a throughput degree, and may be a 1 bit value, as shown in Table 5.

[72] Table 5

[Table 5]

Bit 4	Throughput
0	Normal throughput
1	High throughput

[73] A synchronization field may indicate synchronization information, and may be a 3 bit value, as shown in Table 6.

[74] Table 6

[Table 6]

Bit 5	Synchronization
0	no relationship
1	relationship with another packet
Bits 6-7	Reserved for future use

[75] iv) Packet Configuration Information

[76] Packet configuration information may provide configuration information, i.e., parameters, for approaching a flexible and efficient mechanism of a corresponding service class in transmission of packetized data. Such parameters are used for measuring a QoS of a connection in a network layer and an end-to-end network capability. The network may guarantee a negotiated QoS by satisfying particular values of the parameters, and corresponding parameter information may be used as a reference of the parameter of an IP version 4 (IPv4) type of service (tos) field and an IP version 6 (IPv6) QoS field. Table 7 and Table 8 show detailed parameter structures.

[77] - Delay (Range)

[78] A delay field, which may be referred to as a range field, may indicate a maximum end-to-end acceptance delay time related to transmission. The reception side may easily determine whether a delay time is exceeded based on corresponding delay information and may reduce a corresponding time for efforts on a delay time reduction.

[79] Table 7

[Table 7]

Bit 0-2	Delay
111	500ms
110	1sec
101	5sec
100	10sec
011	unlimited
010	
001	
000	

[80] - AU Loss Rate (%)

[81] An Access Unit (AU) loss rate may indicate an acceptable loss ratio of the transmitted packet. A percentage of the AU loss rate may indicate a loss allowance of the packet per second. The reception side may more easily determine a method of handling a reconstruction function for the packet loss and whether the packet loss is reconstructed according to corresponding information.

[82] Table 8

[Table 8]

Bit 3-4	AULR
111	0%
110	10%
101	20%
100	30%
011	50%
010	not specified
001	
000	

[83] FIG. 2 illustrates a method of transmitting hybrid multimedia contents according to an exemplary embodiment of the present invention.

[84] Referring to FIG. 2, the hybrid multimedia contents may be transmitted by the MMT transport packet 140, and the MMT transport packet 140 includes at least one of data synchronized and reproduced according to a time, for example, real time broadcasting,

and non-real time data in order to generate a payload part in step 200. Next, in step 210, a payload header part, including information on the payload part, is generated. The packet header part, including information on the MMT transport packet 140, is then generated in step 220, the MMT transport packet 140, including the payload part, the payload header part, and then a packet header part, is generated in step 230, and the hybrid multimedia contents are transmitted using at least one of a transmitter, a transceiver, or any other similar and/or suitable transmission device. The transmitter may include at least one of an antenna and a wire line for transmitting a signal including the hybrid multimedia contents to the hybrid network.

- [85] While the invention has been shown and described with reference to certain exemplary embodiments thereof, it will be understood by those skilled in the art that various changes in form and details may be made therein without departing from the spirit and scope of the invention as defined by appended claims as their equivalents.

Claims

- [Claim 1] An apparatus for transmitting data in a hybrid network that simultaneously provides broadcasting and Internet communication, the apparatus comprising: a payload part including at least one of first data synchronized according to a time to be reproduced and second data other than the first data; a first header part including information on the payload part; a packet part for generating a packet including the payload part, the first header part and a second header part including information on the packet; and a transceiver for transmitting the packet to the hybrid network.
- [Claim 2] A method of transmitting data in a hybrid network that simultaneously provides broadcasting and Internet communication, the method comprising: generating a payload part including at least one of first data synchronized according to a time to be reproduced and second data other than the first data; generating a first header part including information on the payload part; generating a packet, the packet including the payload part, the first header part and a second header part including information on the packet; and transmitting the packet to the hybrid network.
- [Claim 3] The apparatus of claim 1 or the method of claim 2, wherein the payload part includes the first data by using one of a Motion Pictures Experts Group (MPEG) Media Transport (MMT) media-unit or an MMT media fragment unit.
- [Claim 4] The apparatus of claim 1 or the method of claim 2, wherein the payload part includes the second data by using one of a Motion Pictures Experts Group (MPEG) Media Transport (MMT) asset or an MMT package.
- [Claim 5] The apparatus of claim 1 or the method of claim 2, wherein the first header part includes information on a state of data included in the payload part.
- [Claim 6] The apparatus of claim 1 or the method of claim 2, wherein, if the payload part includes a fragment of data to be independently decoded, then the first header part includes information on an order of the data to be independently decoded.
- [Claim 7] The apparatus of claim 1 or the method of claim 2, wherein the first header part includes a sequence number corresponding to the payload part.
- [Claim 8] The apparatus of claim 1 or the method of claim 2, wherein, if the

payload part includes a plurality of data to be independently decoded, then the first header part includes information on at least one of a number of the data, a size of the data, and an offset of the data.

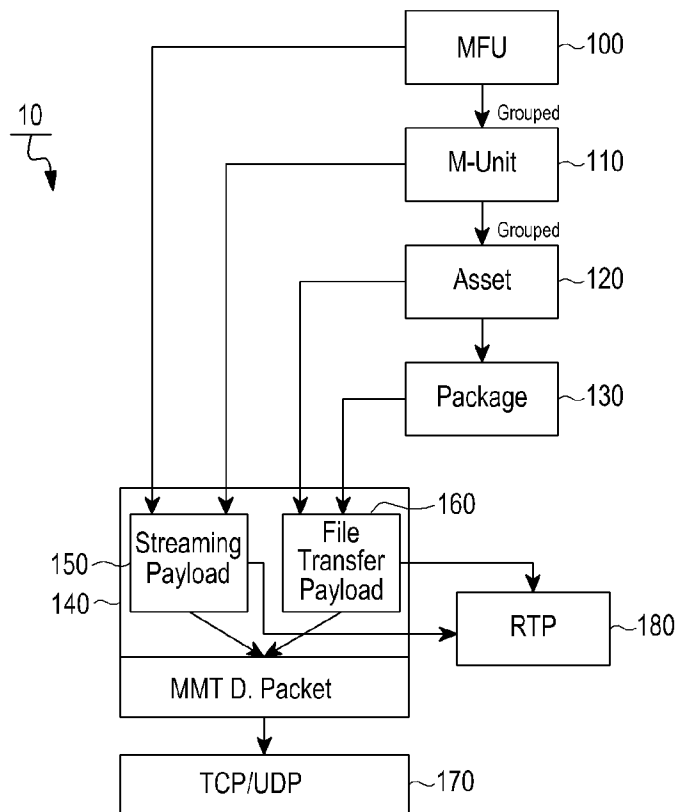
[Claim 9] The apparatus of claim 1 or the method of claim 2, wherein, if the payload part includes a part of fragments of data to be independently decoded, then the first header part includes information on a number of remaining fragments after fragments included in the payload part.

[Claim 10] The apparatus of claim 1 or the method of claim 2, wherein the second header part includes information on a media type of data included in the payload part.

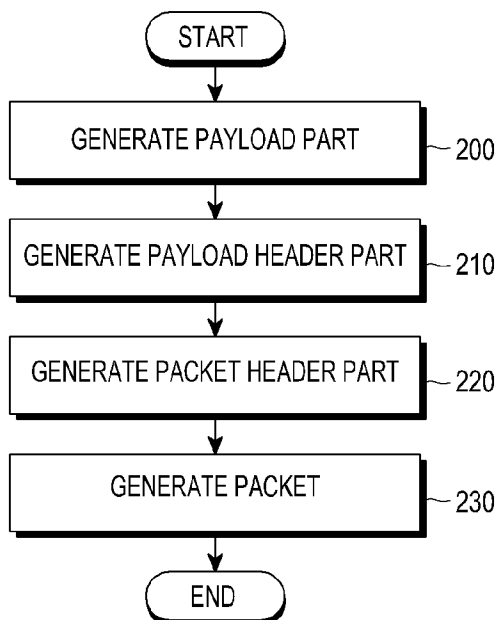
[Claim 11] The apparatus of claim 1 or the method of claim 2, wherein, if the payload part includes data corresponding to a plurality of identical media types, then the second header part includes information for determining respective media types.

[Claim 12] The apparatus of claim 1 or the method of claim 2, wherein the second header part includes an identification number of the packet.

[Fig. 1]



[Fig. 2]



A. CLASSIFICATION OF SUBJECT MATTER***H04L 29/06(2006.01)i, H04N 7/24(2011.01)i***

According to International Patent Classification (IPC) or to both national classification and IPC

B. FIELDS SEARCHED

Minimum documentation searched (classification system followed by classification symbols)

H04L 29/06; H04J 3/06; H04W 28/06; H04L 12/66; H04L 12/28; H04W 80/02; H04J 3/24

Documentation searched other than minimum documentation to the extent that such documents are included in the fields searched

Korean utility models and applications for utility models

Japanese utility models and applications for utility models

Electronic data base consulted during the international search (name of data base and, where practicable, search terms used)

eKOMPASS(KIPO internal) & Keywords: payload, header, packet, hybrid, transmit

C. DOCUMENTS CONSIDERED TO BE RELEVANT

Category*	Citation of document, with indication, where appropriate, of the relevant passages	Relevant to claim No.
A	EP 2227052 A1 (ALCATEL LUCENT) 08 September 2010 See abstract, claims 1-15, figures 1-5.	1-12
A	US 2006-0039355 A1 (Citrix Systems, Inc.) 23 February 2006 See abstract, claims 1-21.	1-12
A	US 2007-0133605 A1 (CHRISTOPH HERRMANN) 14 June 2007 See claims 1-13, figures 1-5.	1-12
A	US 2003-0179777 A1 (I., CLAUDE DENTON et al.) 25 September 2003 See the whole document.	1-12



Further documents are listed in the continuation of Box C.



See patent family annex.

* Special categories of cited documents:

"A" document defining the general state of the art which is not considered to be of particular relevance

"E" earlier application or patent but published on or after the international filing date

"L" document which may throw doubts on priority claim(s) or which is cited to establish the publication date of citation or other special reason (as specified)

"O" document referring to an oral disclosure, use, exhibition or other means

"P" document published prior to the international filing date but later than the priority date claimed

"T" later document published after the international filing date or priority date and not in conflict with the application but cited to understand the principle or theory underlying the invention

"X" document of particular relevance; the claimed invention cannot be considered novel or cannot be considered to involve an inventive step when the document is taken alone

"Y" document of particular relevance; the claimed invention cannot be considered to involve an inventive step when the document is combined with one or more other such documents, such combination being obvious to a person skilled in the art

"&" document member of the same patent family

Date of the actual completion of the international search

25 March 2013 (25.03.2013)

Date of mailing of the international search report

28 March 2013 (28.03.2013)

Name and mailing address of the ISA/KR

Korean Intellectual Property Office
189 Cheongsu-ro, Seo-gu, Daejeon Metropolitan
City, 302-701, Republic of Korea

Facsimile No. 82-42-472-7140

Authorized officer

KWON, Ki Won

Telephone No. 82-42-481-5765



INTERNATIONAL SEARCH REPORT

Information on patent family members

International application No.

PCT/KR2012/008377

Patent document cited in search report	Publication date	Patent family member(s)	Publication date
EP 2227052 A1	08.09.2010	None	
US 2006-0039355 A1	23.02.2006	AU 2005-266943 A1	02.02.2006
		AU 2005-266943 B2	10.06.2010
		AU 2005-266943 C1	06.01.2011
		AU 2005-266945 A1	02.02.2006
		AU 2005-272779 A1	23.02.2006
		AU 2005-272779 B2	10.06.2010
		AU 2010-214746 A1	23.09.2010
		AU 2010-214746 B2	11.11.2010
		CA 2572401 A1	02.02.2006
		CA 2574776 A1	02.02.2006
		CA 2576569 A1	23.02.2006
		CN 101076992 A0	21.11.2007
		CN 101199187 A0	11.06.2008
		EP 1771979 A1	11.04.2007
		EP 1771979 B1	23.11.2011
		EP 1771998 A2	11.04.2007
		EP 1776825 A1	25.04.2007
		EP 1776825 B1	19.12.2012
		EP 1853013 A1	07.11.2007
		EP 2264956 A2	22.12.2010
		EP 2264956 A3	05.01.2011
		EP 2267951 A2	29.12.2010
		EP 2267951 A3	12.01.2011
		IL 180891D0	04.07.2007
		JP 04-708376 B2	25.03.2011
		JP 2007-195217 A	02.08.2007
		JP 2007-202178 A	09.08.2007
		JP 2007-215201 A	23.08.2007
		JP 2008-507928 A	13.03.2008
		JP 2008-507928 T	13.03.2008
		JP 2008-507929 A	13.03.2008
		JP 2008-510232 A	03.04.2008
		JP 4708376 B2	22.06.2011
		KR 10-2007-0037648 A	05.04.2007
		KR 10-2007-0037649 A	05.04.2007
		KR 10-2007-0037650 A	05.04.2007
		KR 10-2007-0039597 A	12.04.2007
		KR 10-2007-0045282 A	02.05.2007
		KR 10-2007-0083482 A	24.08.2007
		KR20070045282A	02.05.2007
		US 2006-0029062 A1	09.02.2006
		US 2006-0029064 A1	09.02.2006
		US 2006-0039354 A1	23.02.2006
		US 2006-0039404 A1	23.02.2006
		US 2006-0047836 A1	02.03.2006
		US 2006-0190719 A1	24.08.2006
		US 2006-037072 A1	16.02.2006

INTERNATIONAL SEARCH REPORT

Information on patent family members

International application No.

PCT/KR2012/008377

Patent document cited in search report	Publication date	Patent family member(s)	Publication date
		US 2006-039356 A1	23.02.2006
		US 2010-0002693 A1	07.01.2010
		US 2010-0005288 A1	07.01.2010
		US 2010-0232429 A1	16.09.2010
		US 2010-0325299 A1	23.12.2010
		US 7606902 B2	20.10.2009
		US 7609721 B2	27.10.2009
		US 7657657 B2	02.02.2010
		US 7724657 B2	25.05.2010
		US 7808906 B2	05.10.2010
		US 7978714 B2	12.07.2011
		US 8014421 B2	06.09.2011
		US 8019868 B2	13.09.2011
		US 8046830 B2	25.10.2011
		US 8351333 B2	08.01.2013
		WO 2006-012610 A2	02.02.2006
		WO 2006-012610 A3	02.02.2006
		WO 2006-012610 A3	16.03.2006
		WO 2006-012612 A1	02.02.2006
		WO 2006-020823 A1	23.02.2006
US 2007-0133605 A1	14.06.2007	AT 541375 T	15.01.2012
		CN 1879339 A	13.12.2006
		CN 1879339 B	18.08.2010
		DK1685669T3	19.03.2012
		EP 1685669 A1	02.08.2006
		EP 1685669 B1	11.01.2012
		JP 04-842830 B2	14.10.2011
		JP 2007-511155 A	26.04.2007
		JP 2007-511155 T	26.04.2007
		JP 4842830 B2	21.12.2011
		KR 10-1185819 B1	02.10.2012
		KR20070000412A	02.01.2007
		US 7810007 B2	05.10.2010
		WO 2005-048517 A1	26.05.2005
US 2003-0179777 A1	25.09.2003	US 2006-0280124 A1	14.12.2006
		US 2007-0008897 A1	11.01.2007
		US 2007-0084682 A1	19.04.2007
		US 7184408 B2	27.02.2007
		US 7804782 B2	28.09.2010
		US 8072891 B2	06.12.2011
		WO 03-013066 A2	13.02.2003
		WO 03-013066 A3	13.02.2003
		WO 2008-105813 A2	04.09.2008
		WO 2008-105813 A3	04.09.2008