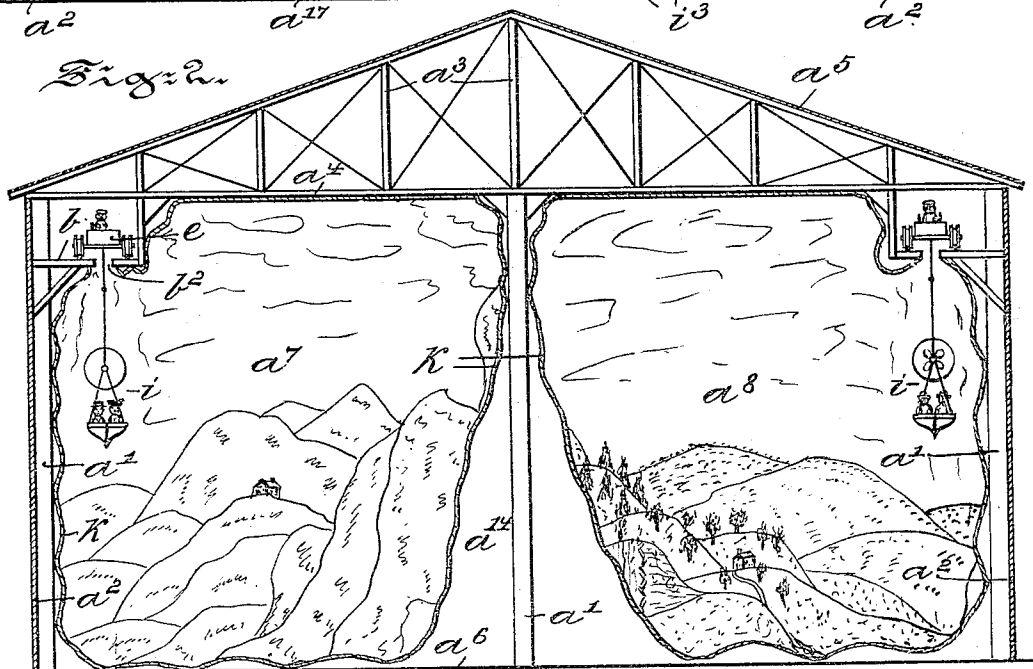
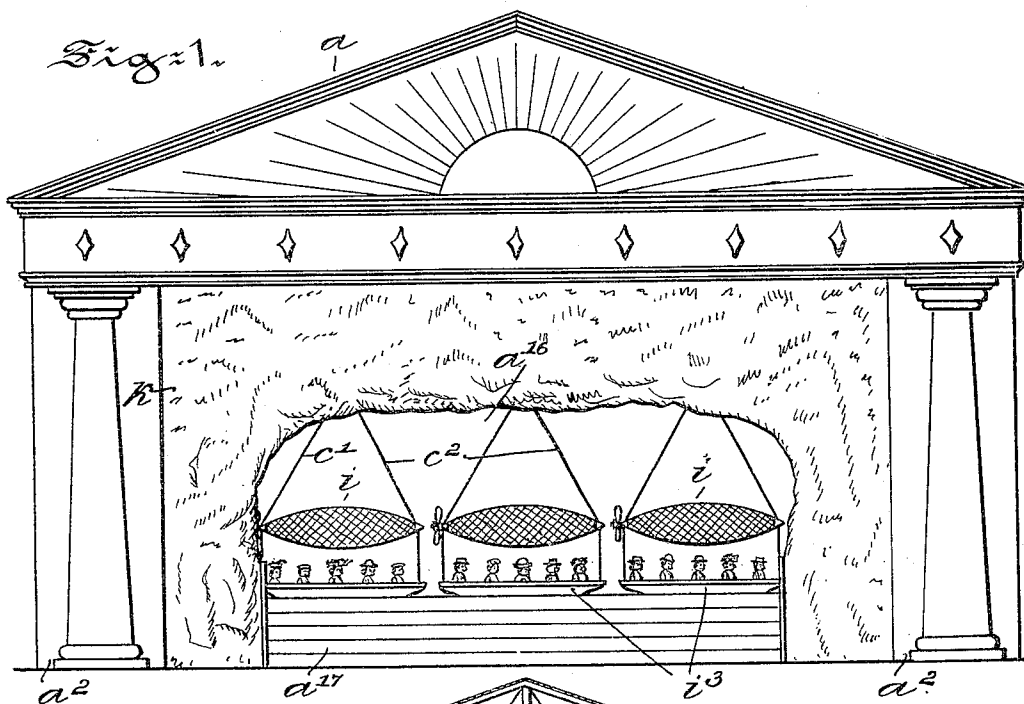


No. 824,305.

PATENTED JUNE 26, 1906.

J. H. MAGUIRE.
AMUSEMENT APPARATUS.
APPLICATION FILED MAR. 5, 1906.

3 SHEETS-SHEET 1.



Witnesses:
Wilhelm Vogt
Thomas M. Smith.

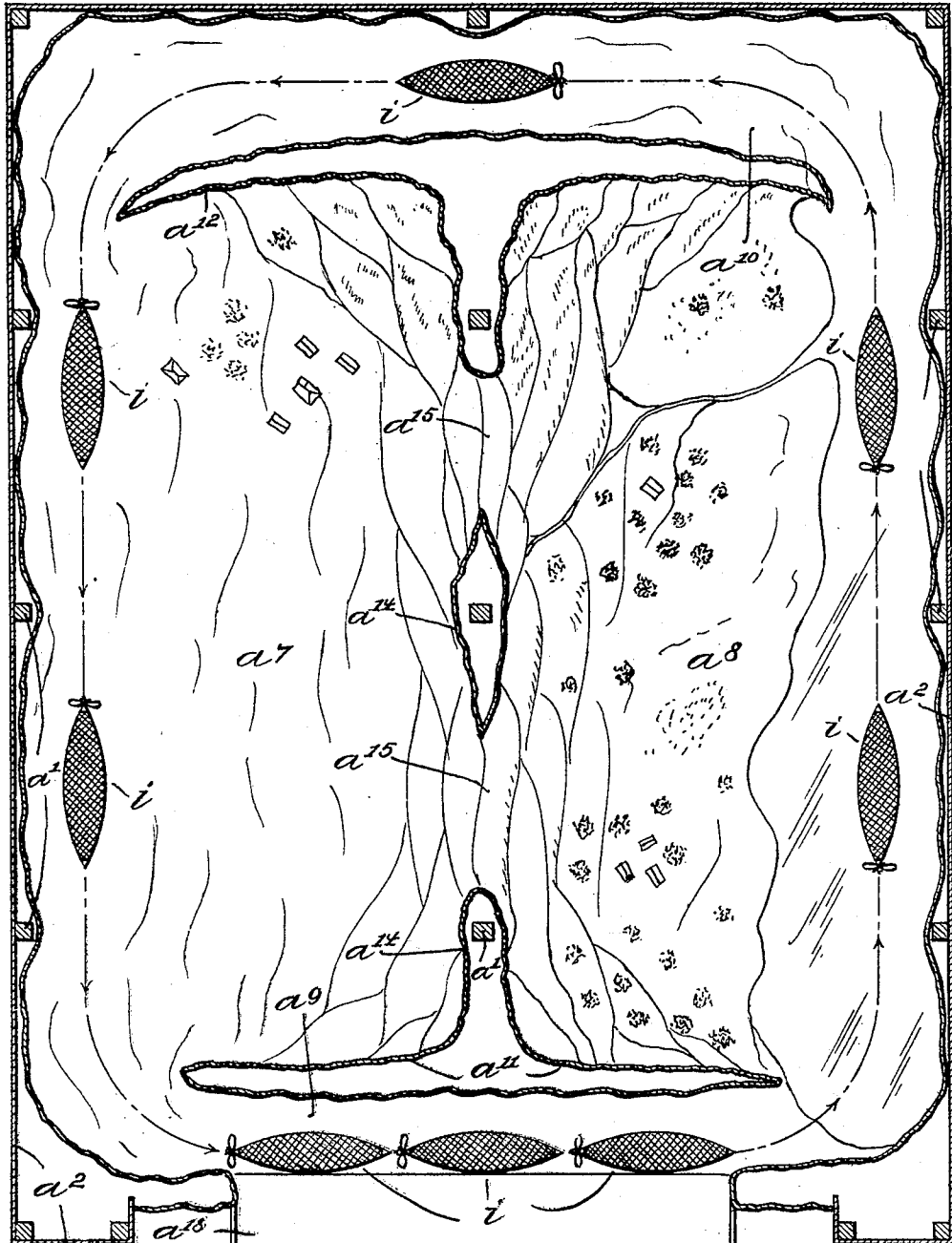
Inventor:
Joseph H. Maguire,
By J. Walter Douglas,
Attorney.

No. 824,305.

PATENTED JUNE 26, 1906.

J. H. MAGUIRE.
AMUSEMENT APPARATUS.
APPLICATION FILED MAR. 5, 1906.

3 SHEETS—SHEET 2.



Witnesses:
Wilhelm Fögt
Thomas M. Smith

a17 Brod.


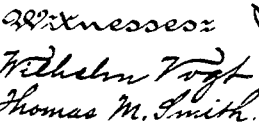
Inventor:
Joseph H. Maguire
Attorney:
J. Walter Douglas

No. 824,305.

PATENTED JUNE 26, 1906.

J. H. MAGUIRE.
AMUSEMENT APPARATUS.
APPLICATION FILED MAR. 5, 1906.

3 SHEETS—SHEET 3.



UNITED STATES PATENT OFFICE.

JOSEPH H. MAGUIRE, OF WAYNE, PENNSYLVANIA.

AMUSEMENT APPARATUS.

No. 824,305.

Specification of Letters Patent.

Patented June 26, 1906.

Application filed March 5, 1906. Serial No. 304,199.

To all whom it may concern:

Be it known that I, JOSEPH H. MAGUIRE, a citizen of the United States, residing at Wayne, in the county of Delaware and State of Pennsylvania, have invented certain new and useful Improvements in Amusement Apparatus, of which the following is a specification.

My invention has relation to an amusement apparatus especially adapted for erection at summer and other pleasure resorts; and in such connection it relates particularly to the construction and arrangement of a building to receive scenery and of means supported by the same to carry persons and of means for holding the carrying means in an elevated as well as suspended condition, so as to impart to persons occupying the carrying means the sensation of an aerial trip or excursion.

The nature, scope, and characteristic features of my present invention will be more fully understood from the following description, taken in connection with the accompanying drawings, forming part hereof, in which—

Figure 1 is a view illustrating in elevation the front of a building and with means in imitation of air-ships or balloons for carrying persons in a suspended condition in said building embodying main features of my said invention. Fig. 2 is a cross-sectional view of the building, illustrating partly in section and partly in elevation a trackway arranged adjacent to the outer wall and to the ceiling of the building, with cars adapted to travel on the trackway supporting the air-ships or balloons and for moving the same in a suspended condition within the building, a centrally-arranged partition-wall for dividing the building into sections, and a covering or sheeting secured to the walls, floors, and ceiling of the building containing scenery to increase the sensational effects of the structure in the navigating of the balloons therein. Fig. 3 is a horizontal sectional view of the building, illustrating the combined entrance and exit of the same, a side wall arranged adjacent to the entrance and to the rear wall opposite thereto and forming passage-ways for the air-ships or balloons, and a partition-wall uniting the side walls with each other, having openings and a series of air-ships or balloons adapted to travel in an oblong course within said building. Fig. 4 is a longitudinal sectional view of the amusement

apparatus; and Fig. 5 is a detail view enlarged, illustrating partly in elevation and partly in section a car and a portion of the trackway over which the car travels, a hoisting apparatus for supporting, raising, and lowering the air-ship or balloon, and means for electrically propelling the car and actuating the hoisting mechanism of the same.

Referring to the drawings, *a* represents a building, preferably rectangular and oblong in outline, which in the present instance is formed of a light framework consisting of posts *a'*, supporting the outer walls or a shell *a²*, and trusses *a³*, supporting the ceiling *a⁴* and the roof *a⁵* of the building *a*. As shown in Fig. 2, the outer posts *a'* and the trusses *a³* serve to support a trackway *b*, arranged adjacent to the walls *a²* of the building *a* and close to the ceiling *a⁴* thereof. The trackway *b* is provided with rails *b'* and with an opening or slot *b²*, through which passes a chain or rope *c*, wound upon a drum *d'* of a hoisting apparatus *d*, carried by a car *e*, traveling over the rails *b'* of the trackway *b*, as shown in Figs. 2, 4, and 5.

One mode of actuating the hoisting-drum *d'* consists of an electric motor *d²*, placed on the car *e*, rotating the drum *d'* by means of a sprocket-gear *d³* and sprocket-chain *d⁴*. A band-brake *d⁵*, actuated by a lever *d⁶*, is placed in proximity to a seat *e'* for an attendant, so as to enable the same to hold the drum *d'* and by the same the rope *c* in any given position. Motors *f*, secured to the under side of the platform of the car *e*, serve to propel the car over the rails *b'* through the intervention of gear-wheels *f²* and *f³*, which are respectively secured to the shaft *f'* of the motors *f* and axles *e²* of the car *e*, as shown in Fig. 5. The electric current actuating the motors *d²* and *f* is conducted to the car *e* by a feed-wire *h*, trolley-wheel *g'*, and pole *g*, which is pivotally connected with the car *e* and held in engagement with the wire *b* by a spring *g²*. From the pole *g* the current is conducted to the motors *d²* and *f* by means not shown, from whence the same by the axles *e²* and traction-wheels *e³* is conducted to the rails *b'*, thus closing the circuit. In addition to the pole *g* the car *e* is provided with suitable controlling mechanism for the electric current, (not shown,) by means of which the attendant occupying the seat *e'* is enabled to stop or start the car *e* and to control the movement of the same on the trackway *b*. On the trackway *b* of the building *a* are ar-

ranged a series of cars *e*, each of which, by means of the rope *c*, is adapted to support a vehicle *i*, preferably in the shape of an air-ship or balloon. In order to properly support the balloon *i'* of the air-ship *i*, the rope *c* is divided into two branches *c'* and *c''*, which are secured to the tapering ends of the balloon *i'*, while ropes or chains *i''* in turn connect the balloon *i'* to a car *i''*, adapted to receive and hold persons. The car *e*, holding the air-ship *i* suspended therefrom, will when moving over the trackway *b* move the air-ship in a substantially oblong path in the building *a* and will thus impart to persons occupying the car *i* thereof the sensation of traveling through the air, due to the fact that the rope *c* and car *e*, as well as the trackway *b*, is shielded from view by the balloon *i'*. To heighten the effect of the said aerial navigation, the walls *a''* and posts *a'*, as well as the floor *a''* of the building *a*, are covered by a covering or sheeting *k*, upon which is displayed fields, mountains, woods, and buildings and impart the impression of traveling through different countries and climates.

The building *a*, by means of the centrally-arranged posts *a'* and sheeting *k*, carried by the same, is divided into two sections *a''* and *a'''*. These sections are connected with each other by passage-ways *a''* and *a'''*, formed by extending the sheeting *k* outward and substantially parallel to certain of the walls of the building *a* to form partition-walls *a''* and *a'''*, which merge into the partition-wall *a''*. The sheeting *k*, forming the passage-way *a''*, may be shaped to imitate rocks, so as to impart to persons occupying the car *i''* of the air-ship *i* passing therethrough the illusion of traveling through a mountain cañon. In order to permit persons traveling in one of the sections *a''* or *a'''* of the building *a* to obtain a view of the other section of the building *a*, the partition-wall *a''* is provided with openings *a''*, which expose certain portions of the opposite sections thereof, as shown in Fig. 3.

To prevent persons from observing the trackway *b* through the openings *a''*, the sheeting *k*, forming the ceiling *a''* of the building *a*, is extended over the sides of the track way *b* and terminates at the slot *b''* thereof, thus concealing the trackway *b*, as shown in Figs. 2 and 4. The partition-wall *a''* is arranged opposite the entrance *a''* of the building *a* in order to obstruct the view into the interior of the building by persons standing outside the same or on the stairway *a''* and platform *a''* thereof. The platform *a''* by a railing (not shown) may be divided into two sections—one serving as the loading and the other as the unloading platform. As shown in Figs. 1 and 4, when the air-ships *i* in their travel have reached the passage-way *a''* the same are lowered to bring the car *i''* thereof opposite the platform *a''* to permit persons to

leave the car and other persons to board the same. After the car *i''* has been loaded the air-ship *i*, by means of the hoisting-drum *d'*, placed on the car *e*, and rope *c* is first raised to such a height as to bring the same and the car *i''* out of view of persons standing outside the building *a*, after which the air-ship is moved through the building in a manner as shown in Figs. 2, 3, and 4. The sheeting *k*, covering the ceiling of the building, may be painted so as to imitate sky, clouds, stars, and the moon. Furthermore, the building *a* may receive light through the ceiling *a''* or by artificial means, such as arc or incandescent lamps. (Not shown.) The sheeting *k* is preferably extended up to the platform *a''* and over the same and is bent and painted to imitate rocks forming an arched entrance *a''* of rugged appearance, as shown, for example, in Fig. 1 of the drawings.

Instead of dividing the building *a* into two sections and passage-ways the same may be divided into more sections and passage-ways, and the trackway may be arranged to pass also through the central portion of the building *a*. Moreover, the air-ships *i* may be replaced by balloons or flying-machines, as desired.

Having thus described the nature and objects of my invention, what I claim as new, and desire to secure by Letters Patent, is—

1. An amusement apparatus of the character described, comprising a building, an elevated trackway having a slot, means for covering said trackway to conceal the same to the slot, a car adapted to travel over said trackway and having hoisting means and both shielded by said trackway, a cable suspended from said hoisting means and passing through said slot, and means for carrying persons connected with said cable and held suspended thereby beneath said trackway.

2. An amusement apparatus of the character described, comprising a building, an elevated trackway having a slot, means for covering said trackway to conceal the same to the slot, a car adapted to travel over said trackway and having hoisting means, both shielded by said trackway, a cable suspended from said hoisting means and passing through said slot, means for carrying persons connected with said cable and held suspended by the same beneath the trackway, said hoisting means arranged to raise and lower said cable and by the same, said carrying means.

3. An amusement apparatus of the character described, comprising a building, an elevated trackway having a slot, a car adapted to travel over said trackway, means connected with said car, and adapted to propel the same along said trackway, hoisting means disconnected from said propelling means arranged on the car, means connected with said hoisting means for actuating the same, a cable connected with said hoisting means and

passing through said slot, and means for carrying persons connected with said cable and held suspended by the same and said hoisting means beneath said trackway and said car-propelling means, said hoisting means and said cable arranged to independently raise, lower and move said carrying means, within said building.

4. An amusement apparatus of the character described, comprising a building, an elevated trackway having a slot, a car adapted to travel over said trackway, means connected with said car and adapted to propel the same along said trackway, hoisting means disconnected from said propelling means arranged on said car, means connected with said hoisting means for actuating the same, a cable connected with said hoisting means

and passing through said slot, means for covering said trackway to the slot and shielding the car and propelling and hoisting means thereof, and means for carrying persons connected with said cable and held suspended by the same beneath said trackway, said car-propelling means, hoisting means and cable arranged to independently raise, lower and move said carrying means, within said building.

In witness whereof I have hereunto set my signature in the presence of two subscribing witnesses.

JOSEPH H. MAGUIRE.

Witnesses:

J. WALTER DOUGLASS,
THOMAS M. SMITH.