



US 20070071409A1

(19) **United States**

(12) **Patent Application Publication**
YOON et al.

(10) **Pub. No.: US 2007/0071409 A1**

(43) **Pub. Date: Mar. 29, 2007**

(54) **METHOD OF PRESENTING AUXILIARY DATA FOR AN INTERACTIVE RECORDING MEDIUM**

(30) **Foreign Application Priority Data**

Dec. 9, 2002 (KR) 10-2002-78023

(75) Inventors: **Woo Seong YOON**, Namyangjoo-si (KR); **Jea Yong Yoo**, Seoul (KR); **Seung Hoon LEE**, Sungnam-si (KR); **Limonov ALEXANDRE**, Seoul (KR)

Publication Classification

(51) **Int. Cl.**
H04N 7/00 (2006.01)

(52) **U.S. Cl.** **386/95**

Correspondence Address:

FISH & RICHARDSON P.C.
P.O. BOX 1022
MINNEAPOLIS, MN 55440-1022 (US)

(57) **ABSTRACT**

(73) Assignee: **LG ELECTRONICS, INC.**, Seoul (KR)

A method of presenting auxiliary data for an interactive recording medium is disclosed. In an interactive recording medium reproducing apparatus that reproduces A/V data and contents data recorded on an interactive recording medium and contents data provided by a contents providing server, the contents data provided by the contents providing server is presented appropriately according to the attributes of the contents data by using attribute information for the contents data.

(21) Appl. No.: **11/562,326**

(22) Filed: **Nov. 21, 2006**

Related U.S. Application Data

(63) Continuation of application No. 10/729,083, filed on Dec. 4, 2003.

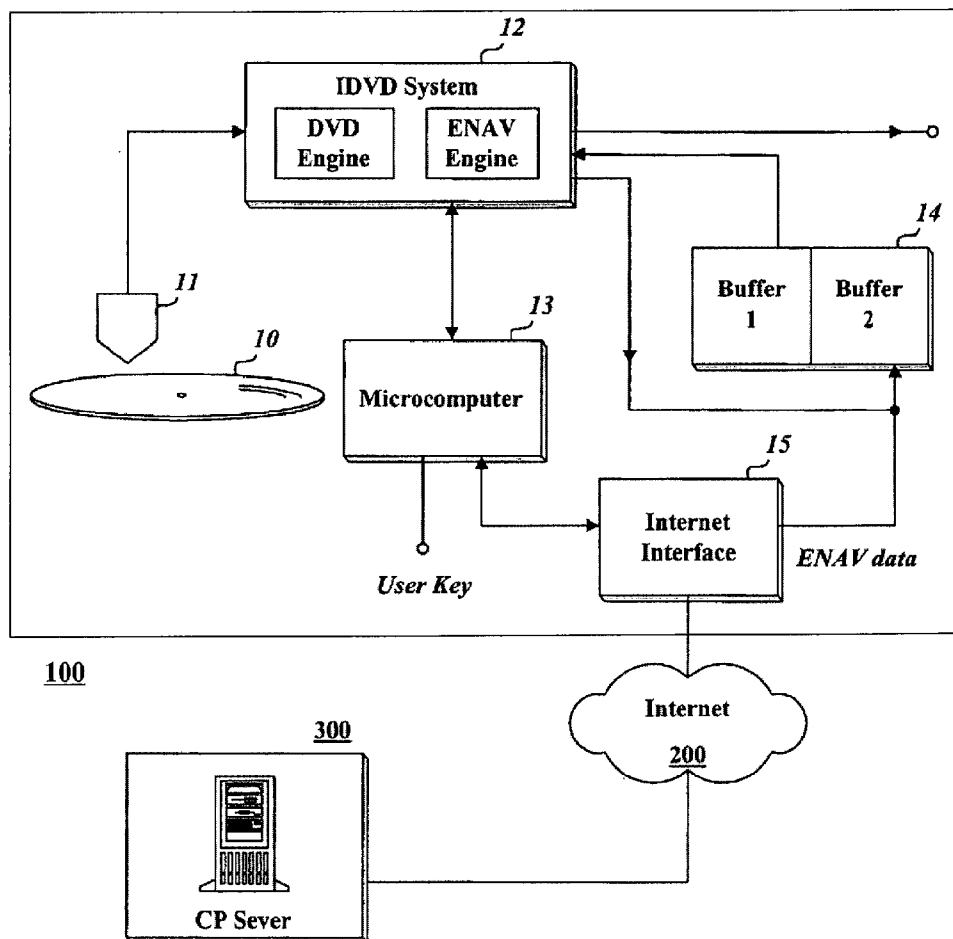


FIG. 1

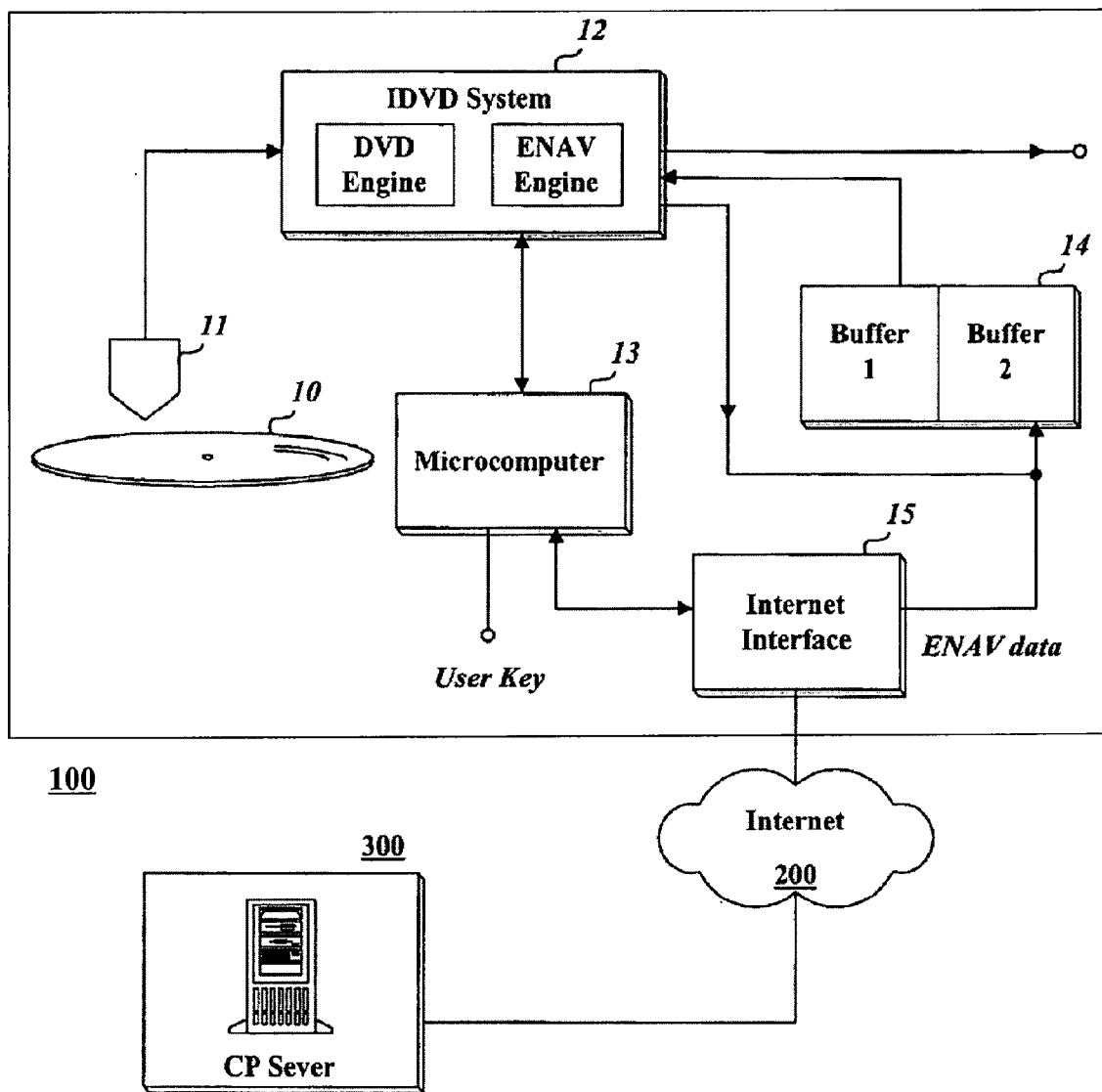


FIG. 2

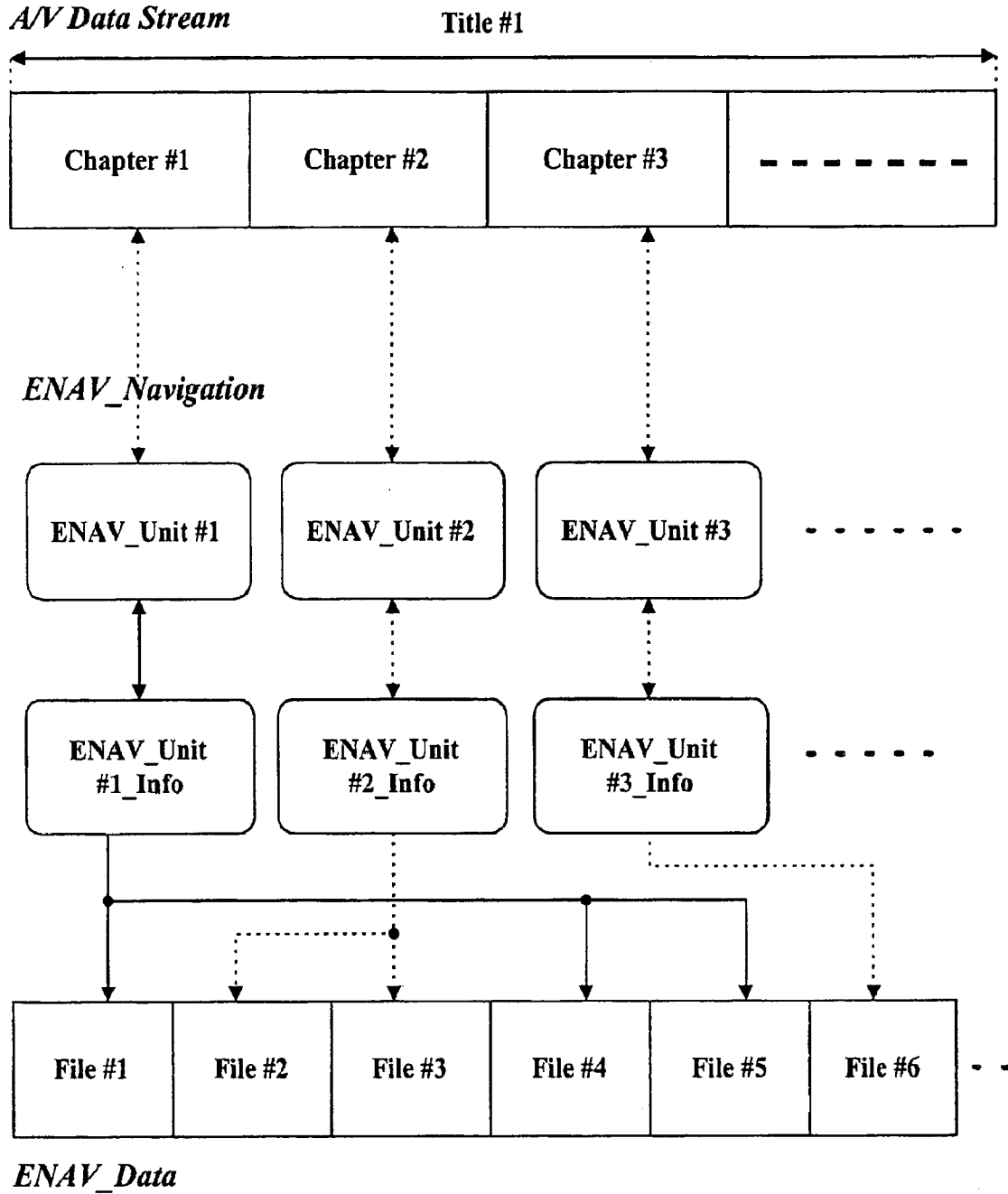


FIG. 3

ENAV_Navigation

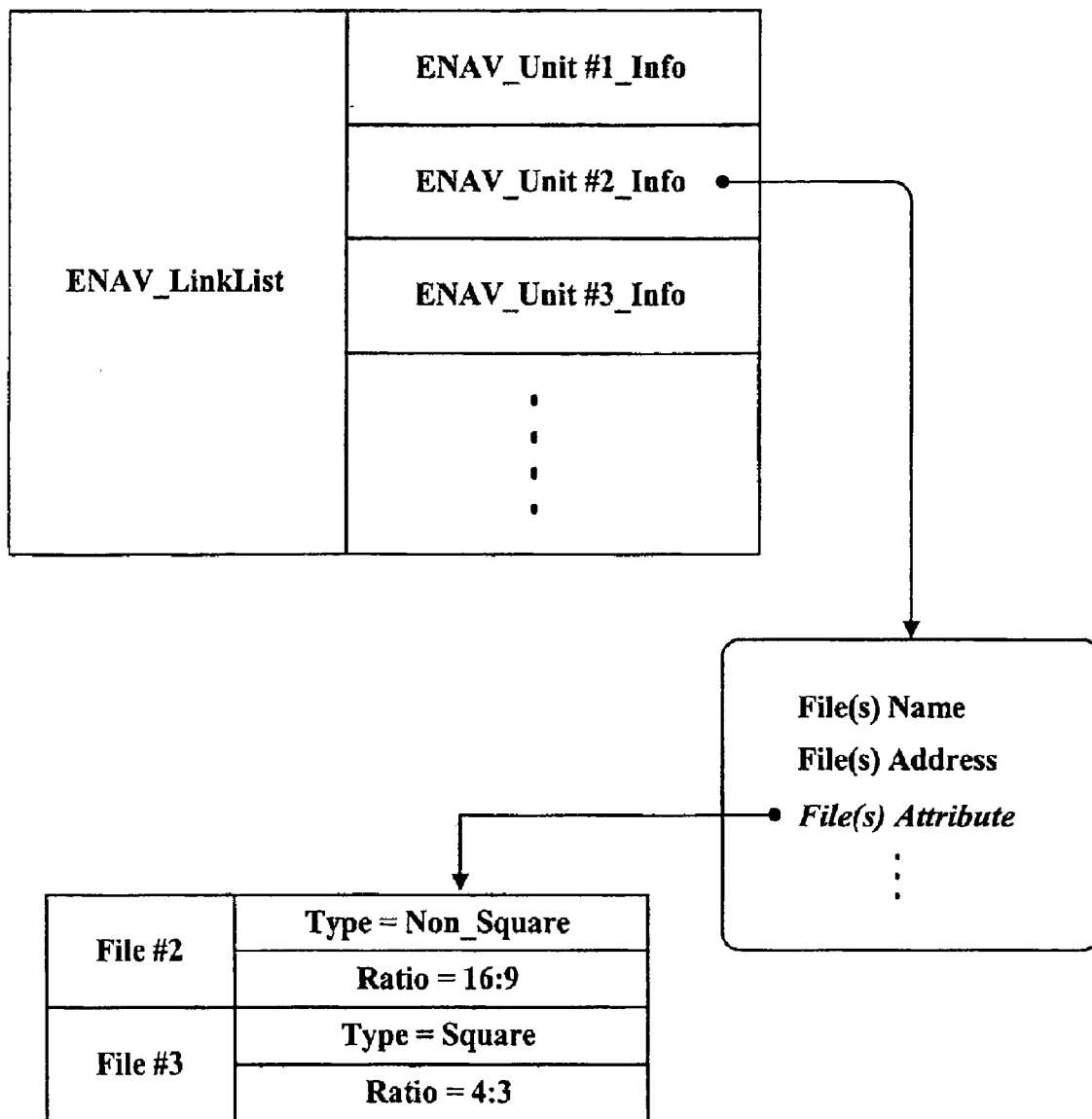


FIG. 4

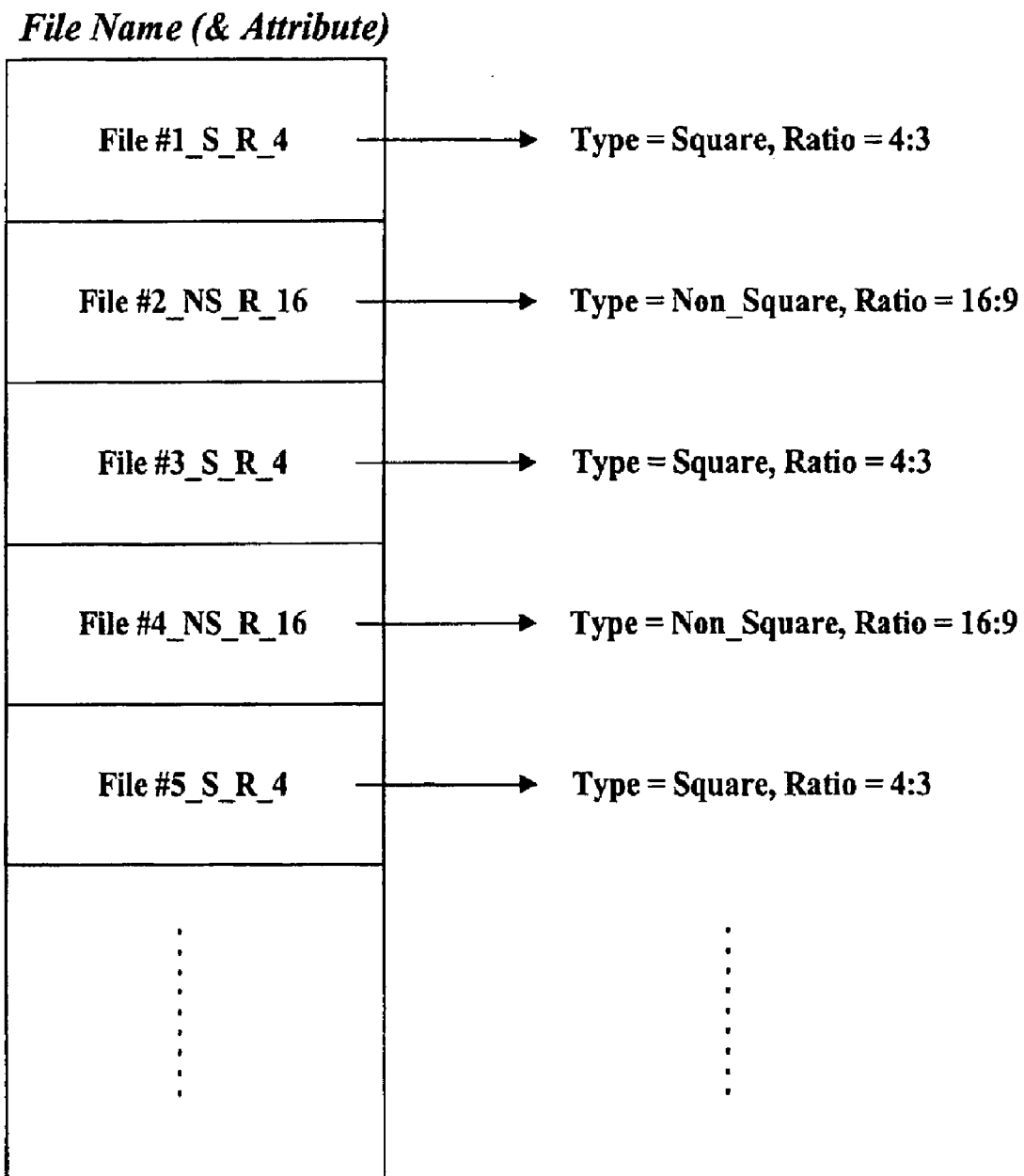


FIG. 5

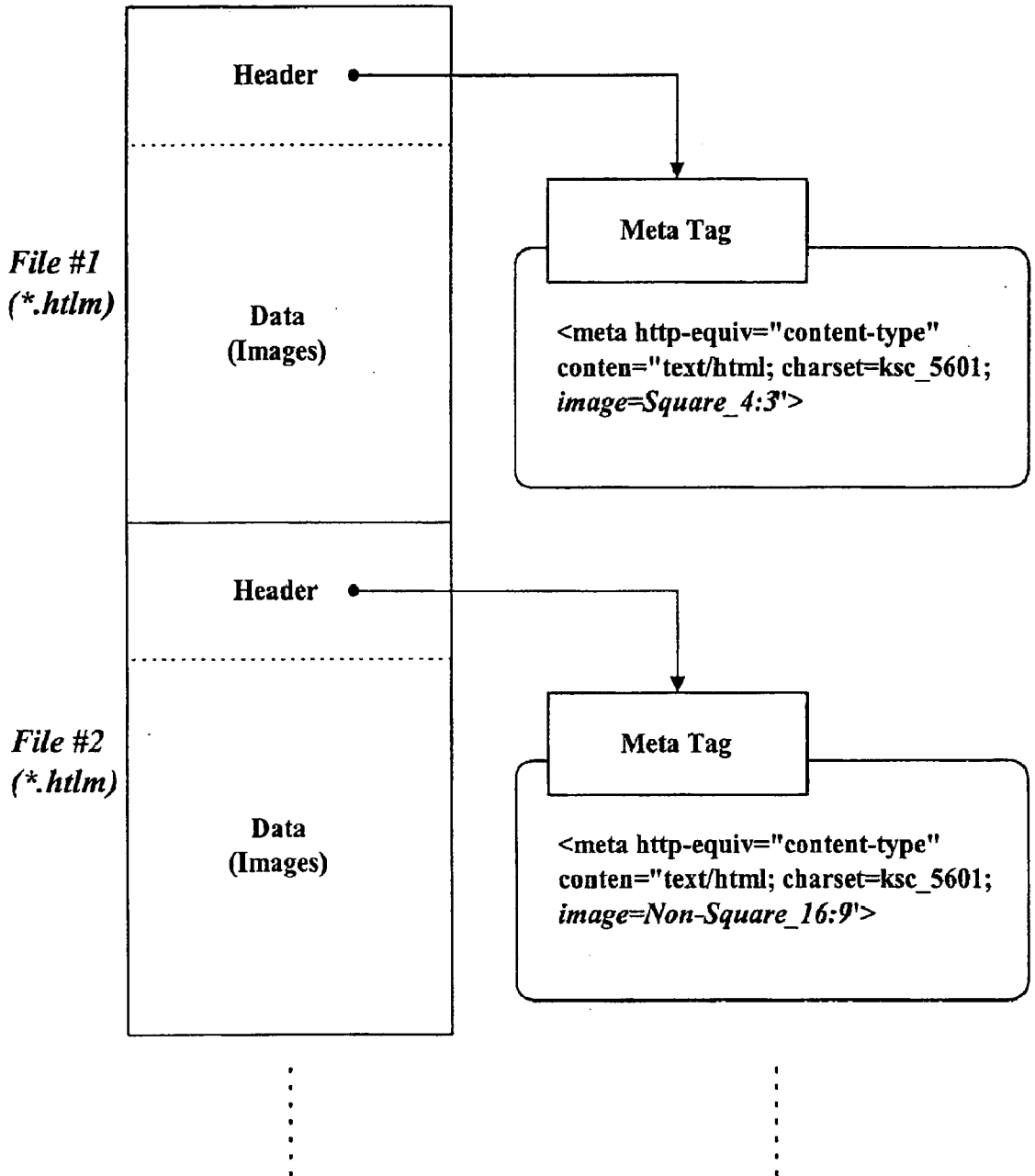
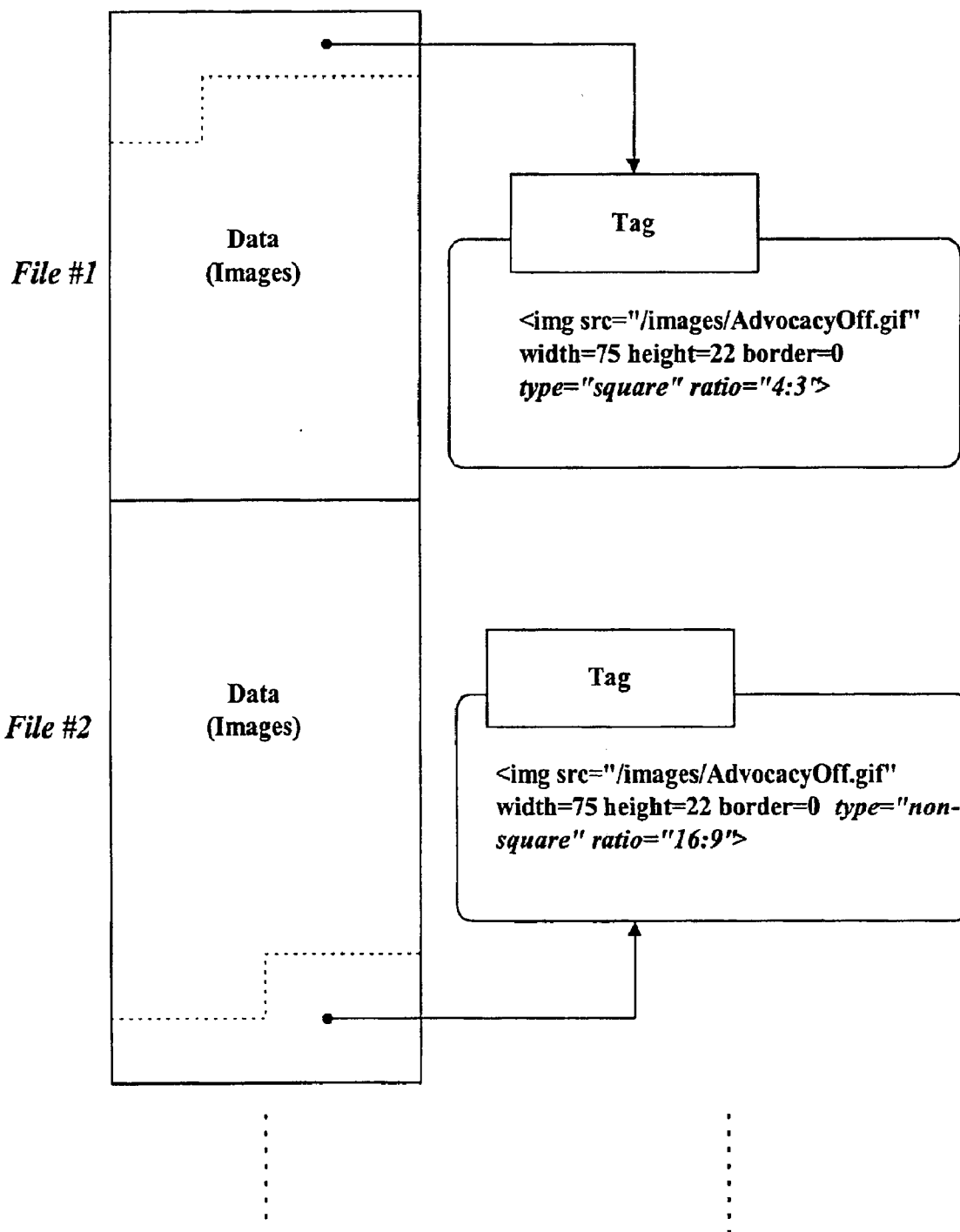


FIG. 6



METHOD OF PRESENTING AUXILIARY DATA FOR AN INTERACTIVE RECORDING MEDIUM

BACKGROUND OF THE INVENTION

[0001] 1. Field of the Invention

[0002] The present invention relates to a method of presenting A/V data and contents data recorded on an interactive recording medium and contents data provided by a contents providing server connected through the Internet.

[0003] 1. Description of the Related Art

[0004] High-density recording media such as optical disks capable of recording large amounts of data are being widely used. The DVD (digital versatile disc), which is an optical recording medium capable of recording large amounts of high-quality digital video and audio data, is one example of these high-density recording media.

[0005] The DVD includes a data stream recording area in which digital A/V data streams are recorded and a navigation data recording area in which navigation data required for playback control of the A/V data is recorded.

[0006] When a DVD is loaded into a DVD reproducing apparatus, the DVD reproducing apparatus first reads the navigation data recorded in the navigation data recording area and stores the navigation data in an internal memory. The DVD reproducing apparatus then begins reproduction of the A/V data recorded in the data stream recording area using the stored navigation data, thereby providing various functions of the DVD to a viewer.

[0007] The development of new interactive DVDs is being progressing rapidly. Unlike the DVD, the interactive DVD (I-DVD) contains additional contents data, which is detailed information about A/V data recorded thereon, and provides the contents data through a user interface. The contents data may be recorded on the I-DVD as data files such as html files.

[0008] In addition, a method for obtaining additional contents data from a contents providing server connected through the Internet and presenting the contents data while A/V data and contents data recorded on the I-DVD are reproduced is under development. However, an effective method for presenting the contents data appropriately according to the attributes is not yet available.

SUMMARY OF THE INVENTION

[0009] It is an object of the present invention to provide a method of presenting auxiliary contents data recorded on an interactive recording medium or contents data provided by an external contents providing server appropriately according to the attributes using attribute information recorded on the interactive recording medium or provided by the contents providing server.

[0010] The method of reproducing an interactive recording medium in a reproducing apparatus in accordance with the present invention comprises the steps of (a) checking attribute information for auxiliary contents data of A/V data recorded on the interactive recording medium and (b) determining a presentation method for the auxiliary contents data based on the attribute information and presenting the auxiliary contents data accordingly.

BRIEF DESCRIPTION OF THE DRAWINGS

[0011] The accompanying drawings, which are included to provide a further understanding of the invention, illustrate the preferred embodiments of the invention, and together with the description, serve to explain the principles of the present invention.

[0012] In the drawings:

[0013] FIG. 1 illustrates an interactive optical disk reproducing apparatus in which the present invention may be advantageously embodied;

[0014] FIG. 2 illustrates the relationship among an A/V data stream, contents navigation information, and contents data files in accordance with the present invention;

[0015] FIG. 3 illustrates a first embodiment of a method for recording attribute information for contents data files in accordance with the invention;

[0016] FIG. 4 illustrates a second embodiment of a method for recording attribute information for contents data files in accordance with the invention;

[0017] FIG. 5 illustrates a third embodiment of a method for recording attribute information for contents data files in accordance with the invention; and

[0018] FIG. 6 illustrates a fourth embodiment of a method for recording attribute information for contents data files in accordance with the invention.

DETAILED DESCRIPTION OF THE PREFERRED EMBODIMENTS

[0019] In order that the invention may be fully understood, preferred embodiments thereof will now be described with reference to the accompanying drawings.

[0020] FIG. 1 illustrates an interactive optical disk reproducing apparatus in which the present invention may be advantageously embodied. The reproducing apparatus 100 comprises an optical pickup 11, an IDVD system 12, a microprocessor 13, a buffer memory 14, and an Internet interface 15 through which the apparatus 100 is connected to a contents providing server 300.

[0021] The IDVD system 12 includes a DVD engine for reproducing A/V data recorded on an I-DVD 10 and an enhanced navigation (ENAV) engine for reproducing contents data provided by the contents providing server 300 or contents data recorded on the I-DVD 10.

[0022] The IDVD system 12 outputs the contents data in synchronization with the A/V data reproduced from the IDVD 10. As shown in FIG. 1, the reproducing apparatus 100 is connected to the contents providing server 300 through the Internet interface 15 by the mutual operations of the microprocessor 13 and the ENAV engine included in the IDVD system 12.

[0023] ENAV contents data, which is additional contents data associated with the A/V data reproduced from the I-DVD 10, is downloaded from the contents providing server 300 and then temporarily stored in the buffer memory 14. The buffer memory 14 can be logically divided into a first buffer (buffer 1) and a second buffer (buffer 2).

[0024] The ENAV engine in the IDVD system 12 outputs the A/V data from the I-DVD 10 in synchronization with the ENAV contents data from the I-DVD 10 or outputs the A/V data from the I-DVD 10 in synchronization with the ENAV contents downloaded from the contents providing server 300.

[0025] The ENAV contents data recorded on the I-DVD 10 is organized into a plurality of data files and ENAV navigation information for reproducing the data files in synchronization with A/V data may also be recorded thereon. The contents providing server 300 provides various ENAV contents data associated with the A/V data recorded on the I-DVD 10 as a plurality of data files and provides ENAV navigation information for reproducing the data files in synchronization with A/V data. The navigation information may be provided all at once or may be divided into a plurality of pieces and provided one by one when needed.

[0026] As shown in FIG. 2, for example, a title of the I-DVD 10 is organized into a plurality of individual chapters (Chapter#1, Chapter#2, . . .) and one or more data files (File#1, File#2, . . .) corresponding to each of the chapters are organized as an ENAV unit. Navigation information for managing the data files included in the ENAV unit is provided as ENAV unit information (ENAV_Unit_Info).

[0027] The multiple pieces of ENAV unit information (ENAV_Unit#1_Info, ENAV_Unit#2_Info, . . .) are defined as a linked list and transmitted along with the ENAV contents data files or transmitted before the ENAV contents data files are sent.

[0028] As shown in FIG. 3, the ENAV unit information includes file names of data files included in the associated ENAV unit (File(s) Name), addresses of the data files in the contents providing server 300 (File(s) Address), and attribute information for the data files (File(s) Attribute).

[0029] For example, the 'File(s) Attribute' field for File#2 includes the information that 'Type=Non_Square' indicating the image type and 'Ratio=16:9' indicating the aspect ratio and the 'File(s) Attribute' field for File#3 includes the information that 'Type=Square' and 'Ratio=4:3'.

[0030] The microprocessor 13 controls presentation of the data files using the fields of 'File(s) Name' and 'File(s) Address' included in the ENAV unit information so that the data files reproduced by the ENAV engine may be presented in synchronization with the chapters of the AV data stream reproduced by the DVD engine.

[0031] Also, the microprocessor 13 controls the image of the contents data reproduced by the ENAV engine to be presented with an appropriate image type and aspect ratio using the image type and aspect ratio information of the 'File(s) Attribute' field included in the ENAV unit information.

[0032] Instead of recording the attribute information explicitly, the attribute information may be implicitly recorded such that it can be identified indirectly from the names of the data files. As shown in FIG. 4, for example, naming File#1 'File#1_S_R_4' makes it possible to identify the information that 'Type=Square' and 'Ratio=4:3' for File#1.

[0033] Likewise, the image type and aspect ratio of File#2 may be identified by naming File#2 'File#2_NS_R16',

which indicates that 'Type=Non_Square' and 'Ratio=16:9'. The microprocessor 13 determines the image type and aspect ratio of a data file from its name and controls the image of the contents data reproduced by the ENAV engine to be presented with the appropriate attributes in conjunction with the A/V data reproduced from the I-DVD 10.

[0034] The attribute information may be included in meta tag information as shown in FIG. 5. For example, if the contents data files are html files, the image type and aspect ratio for an html data file may be recorded in the meta tag information included in the header area thereof.

[0035] The attribute information of 'image=Square_4:3' is added to the meta tag information included in the header area of File#1 to indicate that 'Type=Square' and 'Ratio=4:3'. The attribute information of 'image=Non_Square_16:9' is added to the meta tag information included in the header area of File#2 to indicate that 'Type=Non_Square' and 'Ratio=16:9'.

[0036] The microprocessor 13 determines the image type and aspect ratio of a data file from the meta tag information and controls the image of the contents data reproduced by the ENAV engine to be presented with the appropriate attributes in conjunction with the A/V data reproduced from the I-DVD 10.

[0037] The attribute information may be included in tag information of a general data file as shown in FIG. 6. For example, the attribute information may be added to tag information, which is positioned at the head or tail of the data file, as image tag information.

[0038] Attribute information for File#1 indicating that 'Type=Square' and 'Ratio=4:3' is added to the tag information positioned at the head of File#1. Attribute information for File#2 indicating that 'Type=Non_Square' and 'Ratio=16:9' is added to the tag information positioned at the tail of File#2.

[0039] The microprocessor 13 determines the image type and aspect ratio of a data file from the tag information and controls the image of the contents data reproduced by the ENAV engine to be presented with the appropriate attributes in conjunction with the A/V data reproduced from the I-DVD 10.

[0040] By the aforementioned procedure, the interactive optical disk reproducing apparatus 100 can present ENAV contents data in synchronization with A/V data reproduced from the I-DVD 10 with an image type and aspect ratio appropriate for the contents data.

[0041] The attribute information may include other attributes as well as the image type and aspect ratio of contents data.

[0042] The method of presenting auxiliary data for an interactive recording medium in accordance with the present invention allows auxiliary contents data for A/V data recorded on the interactive recording medium to be presented appropriately according to the attributes of the contents data.

[0043] While the invention has been disclosed with respect to a limited number of embodiments, those skilled in the art, having the benefit of this disclosure, will appreciate numerous modifications and variations therefrom. It is

intended that all such modifications and variations fall within the spirit and scope of the invention.

What is claimed is:

1. A method of reproducing audiovisual content associated with contents data describing the audiovisual content, comprising:

retrieving unit information corresponding to the audiovisual content, the unit information associated with contents data, and the unit information including location data and a format field of the contents data;

retrieving the contents data based upon the location data included in the retrieved unit information;

decoding the contents data based upon the format field included in the retrieved unit information; and

reproducing the audiovisual content based upon the decoded contents data.

2. The method of claim 1, wherein the contents data is retrieved via the Internet.

3. The method of claim 2, wherein the contents data is retrieved from a contents providing server via the Internet.

4. The method of claim 1, wherein the contents data is retrieved from a stream of audiovisual content.

5. The method of claim 1, wherein the contents data is retrieved from an optical disc.

6. The method of claim 1, wherein the format field is indicative of a format or an encoding of the contents data.

7. The method of claim 1, wherein the contents data includes enhanced navigation ("ENAV") contents data.

8. The method of claim 1, wherein the unit information includes enhanced navigation ("ENAV") unit information.

9. The method of claim 1, wherein the format field includes an attribute.

10. The method of claim 9, wherein the attribute is a display ratio attribute.

11. The method of claim 1, wherein the unit information is linked to, and is thereby associated with, the contents data.

12. The method of claim 1, wherein the unit information is retrieved via the Internet.

13. The method of claim 1, wherein the unit information is retrieved from an optical disc.

14. The method of claim 1, wherein the unit information is retrieved from a stream of audiovisual content.

15. A device for reproducing audiovisual content associated with contents data describing the audiovisual content, the device comprising:

a buffer memory configured to:

retrieve unit information corresponding to the audiovisual content, the unit information associated with contents data, and the unit information including location data and a format field of the contents data, and

retrieve the contents data based upon the location data included in the retrieved unit information;

a processor configured to decode the contents data based upon the format field included in the retrieved unit information; and

an engine configured to reproduce the audiovisual content based upon the decoded contents data.

16. A method of reproducing audiovisual content associated with metadata describing the audiovisual content, comprising:

retrieving a metadata pointer descriptor corresponding to the audiovisual content, the metadata pointer descriptor associated with a metadata service, the metadata service associated with a set of metadata, and the metadata pointer descriptor including location data of the metadata service and a metadata format field of the set of metadata;

retrieving the set of metadata based upon the location data included in the retrieved metadata pointer descriptor;

decoding the set of metadata based upon the metadata format field included in the retrieved metadata pointer descriptor; and

reproducing the audiovisual content based upon the decoded set of metadata.

17. The method of claim 16, wherein the set of metadata is retrieved via the Internet.

18. The method of claim 17, wherein the set of metadata is retrieved from a contents providing server via the Internet.

19. The method of claim 16, wherein the set of metadata is retrieved from a stream of audiovisual content.

20. The method of claim 16, wherein the set of metadata is retrieved from an optical disc.

21. The method of claim 16, wherein the metadata format is indicative of a format or an encoding of the metadata.

22. The method of claim 16, wherein each metadata in the set of metadata associated with the metadata service has a similar format.

23. The method of claim 16, wherein the metadata includes enhanced navigation ("ENAV") contents data.

24. The method of claim 16, wherein the metadata pointer descriptor includes enhanced navigation ("ENAV") unit information.

25. The method of claim 16, wherein the metadata format field includes a metadata attribute.

26. The method of claim 16, wherein the metadata attribute is a display ratio attribute.

27. The method of claim 16, wherein the metadata pointer descriptor is linked to, and is thereby associated with, the metadata service.

28. The method of claim 16, wherein the metadata pointer descriptor is retrieved via the Internet.

29. The method of claim 16, wherein the metadata pointer descriptor is retrieved from an optical disc.

30. The method of claim 16, wherein the metadata pointer descriptor is retrieved from a stream of audiovisual content.

* * * * *