



US00D635343S

(12) **United States Design Patent**  
**McDonnell**

(10) **Patent No.:** **US D635,343 S**

(45) **Date of Patent:** **\*\* Apr. 5, 2011**

(54) **SHOE INSERT**

(75) Inventor: **Jan Greer McDonnell**, Frisco, TX (US)

(73) Assignee: **Greer-McDonnell 3IP, LLC**, Frisco, TX (US)

(\*\*) Term: **14 Years**

(21) Appl. No.: **29/368,793**

(22) Filed: **Aug. 30, 2010**

**Related U.S. Application Data**

(62) Division of application No. 29/345,841, filed on Oct. 22, 2009, now Pat. No. Des. 623,837.

(51) **LOC (9) Cl.** ..... **02-04**

(52) **U.S. Cl.** ..... **D2/961**

(58) **Field of Classification Search** ..... D2/914,  
D2/946, 947, 951, 952, 954, 960-962; 36/43,  
36/44, 71, 88, 91-94, 100, 101, 126, 136,  
36/145, 154, 173

See application file for complete search history.

(56) **References Cited**

**U.S. PATENT DOCUMENTS**

1,730,466	A	10/1929	Mallot
2,381,846	A	4/1943	Thomas
2,580,094	A	12/1951	Higgs
2,742,657	A	4/1956	Sloane
3,299,893	A	1/1967	Collina
3,968,577	A	7/1976	Jackson
4,020,569	A	5/1977	Fukuoka
4,109,661	A	8/1978	Fukuoka
4,124,946	A	11/1978	Tomlin
4,589,216	A	5/1986	Fuscione
5,063,692	A	11/1991	Suginaka
D341,022	S	11/1993	Zona

D352,158	S	11/1994	Brown	
5,651,195	A	7/1997	Clacy	
D396,550	S	* 8/1998	Feldman et al.	D2/961
D433,141	S	10/2000	Nash	
6,237,249	B1	5/2001	Aguerre	
D453,611	S	2/2002	Birkenstock	
D496,526	S	9/2004	Grisoni et al.	
D509,951	S	9/2005	Johnson	
D531,790	S	11/2006	Wurzburg	
7,159,342	B2	1/2007	Grisoni et al.	
D577,884	S	10/2008	Swilley	
D580,640	S	11/2008	Wurzburg	
D586,545	S	* 2/2009	Feldman	D2/961
7,506,459	B2	3/2009	Grisoni et al.	
D607,194	S	1/2010	Zagula	
D612,139	S	3/2010	Ford et al.	
2005/0039349	A1	2/2005	Grisoni et al.	
2006/0026868	A1	2/2006	Grisoni et al.	
2006/0086005	A1	4/2006	Yerian	
2008/0086918	A1	4/2008	Chung	
2010/0000124	A1	* 1/2010	Chang	36/71

\* cited by examiner

*Primary Examiner* — Stella M Reid

*Assistant Examiner* — Keli L Hill

(74) *Attorney, Agent, or Firm* — Baker Botts L.L.P.

(57) **CLAIM**

The ornamental design for a shoe insert, as shown.

**DESCRIPTION**

FIG. 1 is a perspective view of a shoe insert, showing my new design;

FIG. 2 is a top view thereof;

FIG. 3 is a bottom view thereof;

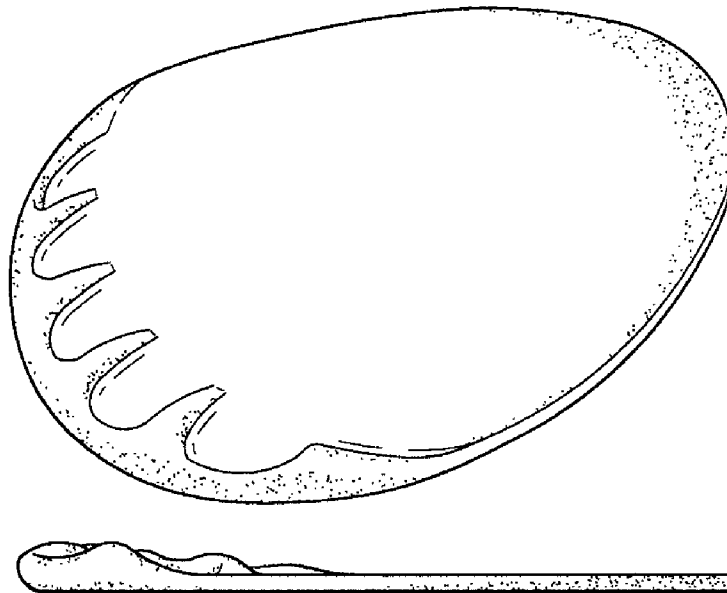
FIG. 4 is a front view thereof;

FIG. 5 is a back view thereof;

FIG. 6 is a left side view thereof; and,

FIG. 7 is a right side view thereof.

**1 Claim, 1 Drawing Sheet**



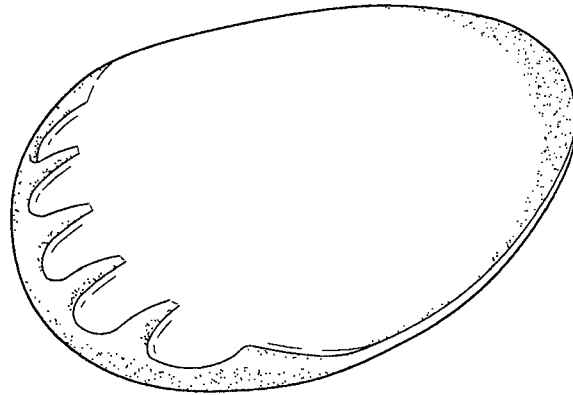


FIG. 1

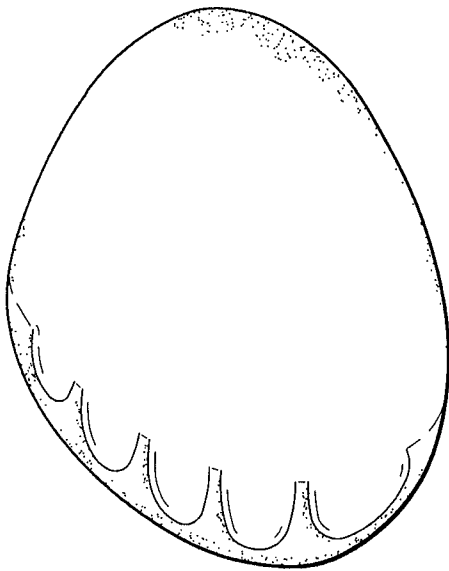


FIG. 2




FIG. 3



FIG. 4




FIG. 5




FIG. 6



FIG. 7