



US00D720242S

(12) **United States Design Patent**
Kostelecky et al.

(10) **Patent No.:** **US D720,242 S**

(45) **Date of Patent:** **** Dec. 30, 2014**

(54) **CONTROL MODULE**

(71) Applicant: **Honeywell International Inc.**,
Morristown, NJ (US)

(72) Inventors: **Milan Kostelecky**, Brno (CZ); **Cory Grabinger**, Maple Grove, MN (US);
Lubos Sikora, Brno (CZ); **William Bray**, Minneapolis, MN (US)

(73) Assignee: **Honeywell International Inc.**,
Morristown, NJ (US)

(**) Term: **14 Years**

(21) Appl. No.: **29/470,646**

(22) Filed: **Oct. 23, 2013**

(51) **LOC (10) Cl.** **10-04**

(52) **U.S. Cl.**
USPC **D10/50; D10/103**

(58) **Field of Classification Search**
CPC F23N 5/20; F23N 5/203; F23N 5/206;
F23N 5/18; F23N 5/184; F23N 5/187; F23N
5/22; F23N 2025/12; F23N 2041/02; F24F
11/00; F24F 11/0012; F24F 11/0009; F24F
11/001; F24F 2011/0057; F24F 2011/0073;
F24F 2011/0091
USPC D10/49-50, 103; D13/162; 55/34, 270,
55/279, DIG. 7; 62/176.6, 125-130, 78,
62/180, 186; 73/23.2, 23.34, 31.01, 31.02,
73/431, 170.16-170.19, 170.21-170.25,
73/863.12, 29, 29.02, 335.01-335.14;
220/3.2; 236/46 R, 47, 94, 44 C, 44 R,
236/49.3, 44 A, 96, 1 B, 1 C, 1 E, 1 EA, 1 EB,
236/1 F, 1 G, 1 H, 9 R; 337/112, 327, 360;
340/602, 627, 632, 634; 349/56-72;
361/346; 364/141, 146, 147, 188, 420,
364/557; 454/229, 239, 256, 257, 258;
700/18, 159, 181, 276, 277, 278

See application file for complete search history.

(56) **References Cited**

U.S. PATENT DOCUMENTS

D225,677 S 12/1972 Fortier
D253,044 S 10/1979 Hewson
(Continued)

OTHER PUBLICATIONS

Design U.S. Appl. No. 29/284,707, filed Sep. 13, 2007.

(Continued)

Primary Examiner — Antoine D Davis

(74) *Attorney, Agent, or Firm* — Seager Tufte & Wickham
LLC.

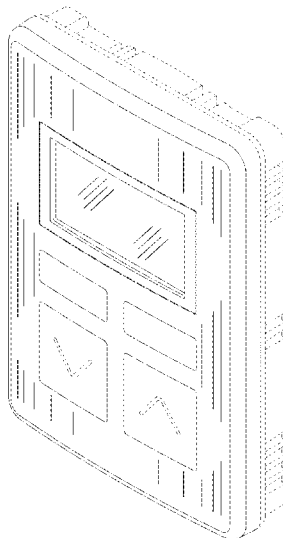
(57) **CLAIM**

The ornamental design for a control module, as shown and
described.

DESCRIPTION

FIG. 1 is a perspective view of a control module in accordance
with the present invention;
FIG. 2 is a front side view of the control module of FIG. 1;
FIG. 3 is a right side view of the control module of FIG. 1;
FIG. 4 is a left side view of the control module of FIG. 1;
FIG. 5 is a top side view of the control module of FIG. 1;
FIG. 6 is a bottom side view of the control module of FIG. 1;
FIG. 7 is a perspective view of another control module in
accordance with the present invention;
FIG. 8 is a front side view of the control module of FIG. 7;
FIG. 9 is a right side view of the control module of FIG. 7;
FIG. 10 is a left side view of the control module of FIG. 7;
FIG. 11 is a top side view of the control module of FIG. 7; and,
FIG. 12 is a bottom side view of the control module of FIG. 7.
The portions illustrated in broken lines on the figures are for
illustrative purposes only and form no part of the claimed
design.

1 Claim, 12 Drawing Sheets



(56)

References Cited

U.S. PATENT DOCUMENTS

D255,103 S 5/1980 Wolfe
 D310,340 S 9/1990 Wada et al.
 D319,403 S 8/1991 Tiedemann
 D344,901 S * 3/1994 Conforti D10/50
 D345,701 S 4/1994 Dushane et al.
 D346,978 S 5/1994 Giese et al.
 D359,458 S 6/1995 Perret et al.
 D364,824 S 12/1995 Warren et al.
 D374,830 S 10/1996 Dexter et al.
 D399,142 S 10/1998 Leveridge
 D418,762 S 1/2000 Dushane et al.
 D435,224 S 12/2000 King et al.
 D454,544 S 3/2002 Takach, Jr. et al.
 D490,726 S * 6/2004 Eungprabhanth et al. D10/49
 D496,870 S 10/2004 Stekelenburg
 D498,426 S 11/2004 Svennberg
 D505,344 S 5/2005 Roher et al.
 D506,151 S 6/2005 Roher et al.
 D507,976 S 8/2005 Roher et al.
 D516,925 S * 3/2006 Roher et al. D10/50
 D520,883 S 5/2006 Hillard et al.
 D524,176 S 7/2006 Hunter et al.
 D533,091 S 12/2006 Garrett et al.
 D533,092 S 12/2006 Disselkoen et al.
 D533,793 S 12/2006 Moore
 D534,088 S 12/2006 Moore
 D534,089 S 12/2006 Disselkoen et al.

D536,271 S 2/2007 Moore
 D541,679 S 5/2007 Disselkoen et al.
 D542,160 S 5/2007 Disselkoen et al.
 D553,022 S 10/2007 McGuire et al.
 7,299,996 B2 11/2007 Garrett et al.
 D556,607 S 12/2007 Beland et al.
 D558,073 S 12/2007 Simon et al.
 D571,675 S 6/2008 Skaf et al.
 D572,153 S 7/2008 Bray et al.
 D580,282 S * 11/2008 Bray et al. D10/50
 D585,777 S * 2/2009 Li D10/50
 D590,703 S 4/2009 Suchiro et al.
 D594,354 S * 6/2009 Disselkoen et al. D10/50
 D595,161 S * 6/2009 Fisher et al. D10/50
 D614,974 S * 5/2010 Golberg et al. D10/50
 D642,894 S 8/2011 Soper et al.
 D666,508 S 9/2012 Beland et al.
 D666,509 S 9/2012 Beland et al.
 D675,542 S * 2/2013 Breuer D10/50
 D678,084 S 3/2013 Beland et al.
 D679,204 S * 4/2013 Breuer D10/49
 2006/0032932 A1 2/2006 Bartlett

OTHER PUBLICATIONS

Honeywell, "TR21, TR22, TR23, and TR24 Wall Modules," Specification Data, 16 pages, May 2009.
 Honeywell, "Zio/Zio Plus LCD Wall Modules, TR70, TR71, TR75 with Syk Bus," Specification Data, 4 pages, Dec. 2011.

* cited by examiner

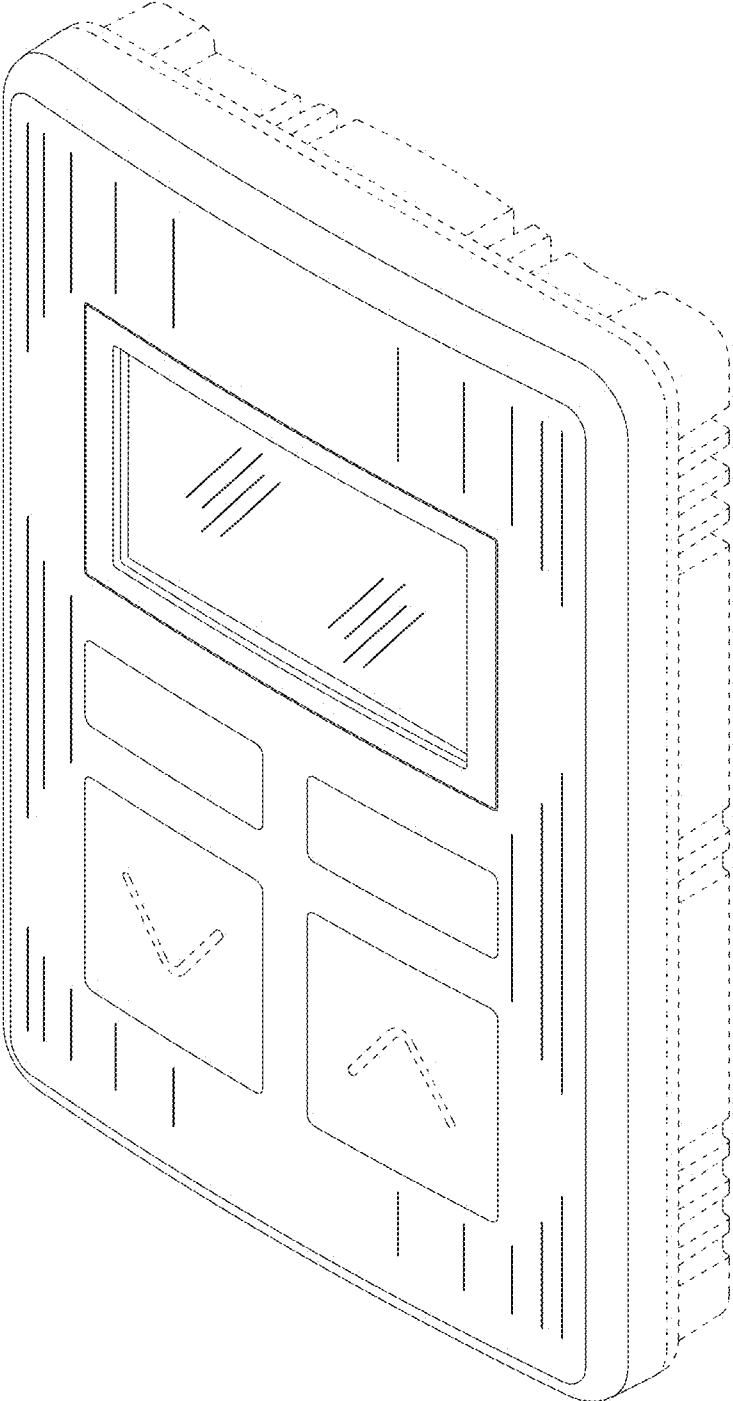


FIG. 1

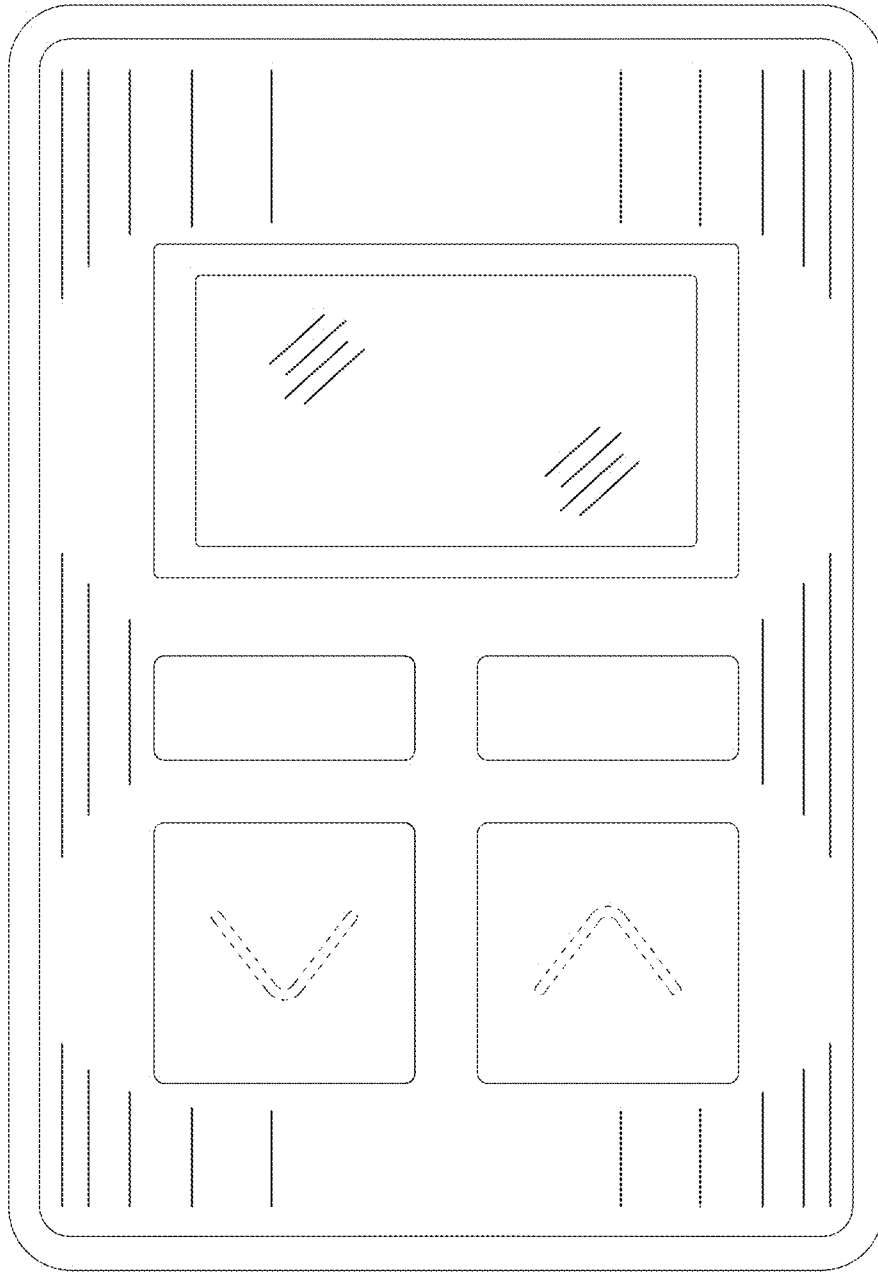


FIG. 2

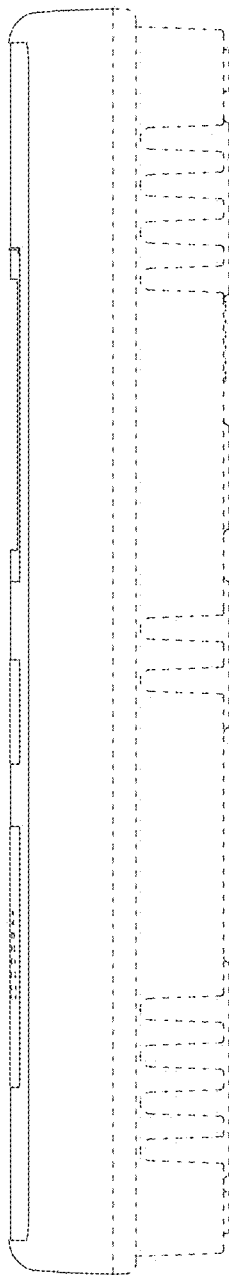


FIG. 3

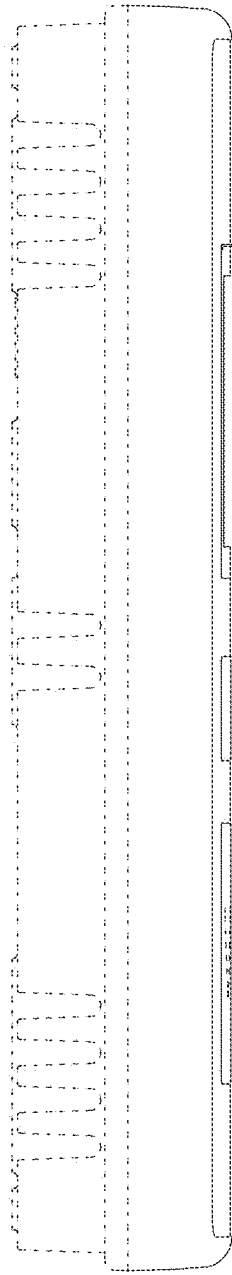


FIG. 4

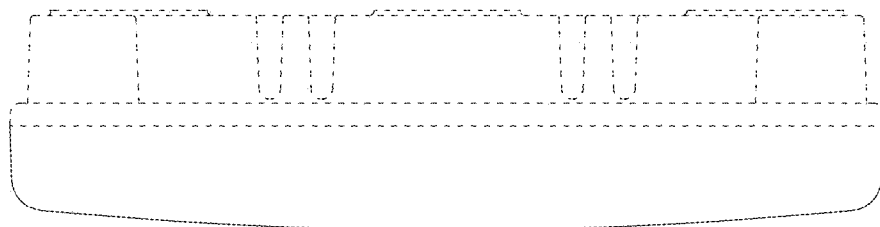


FIG. 5

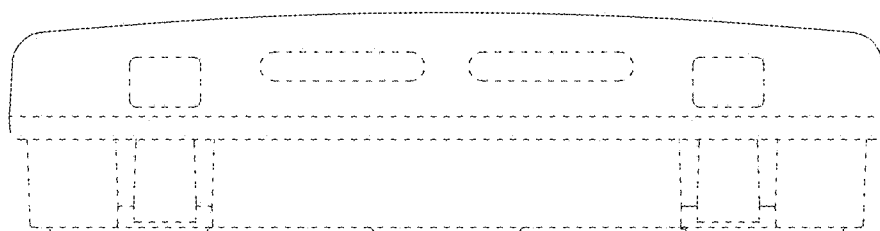


FIG. 6

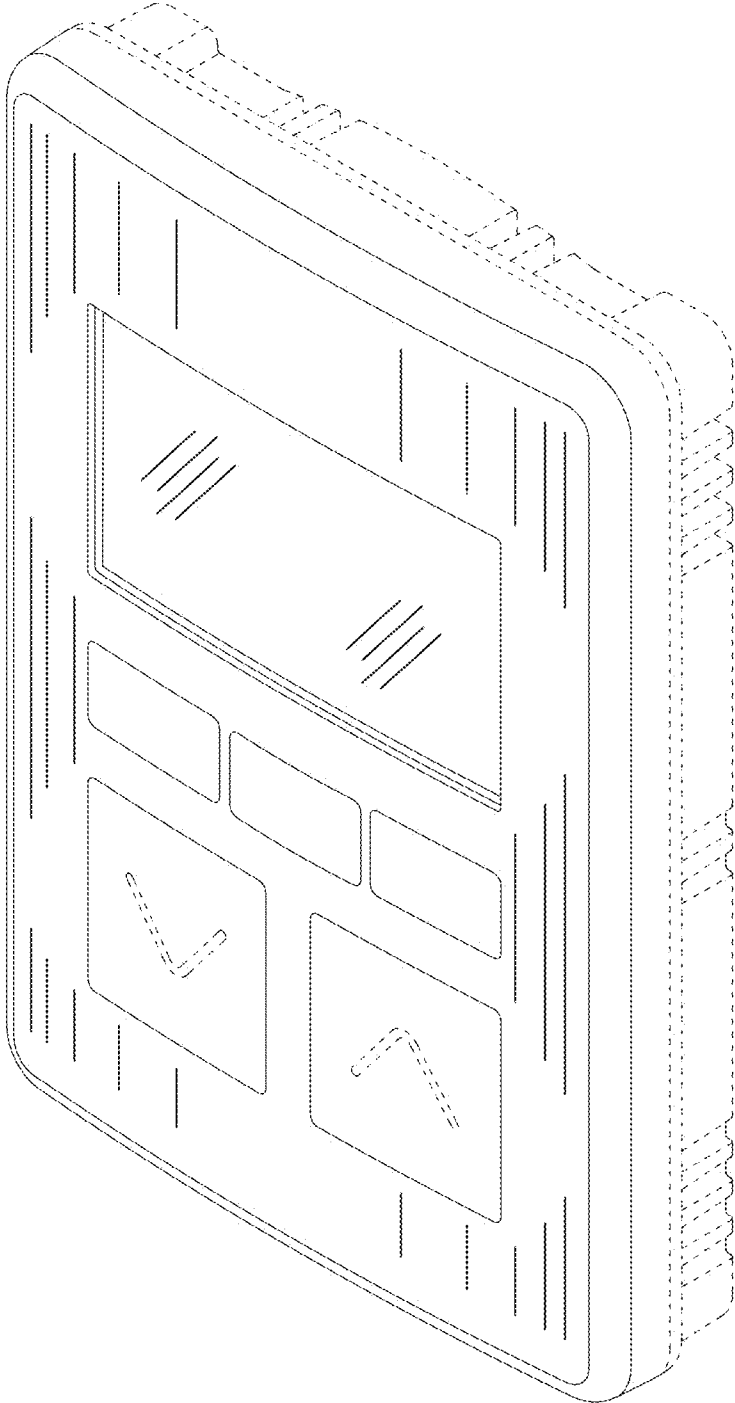


FIG. 7

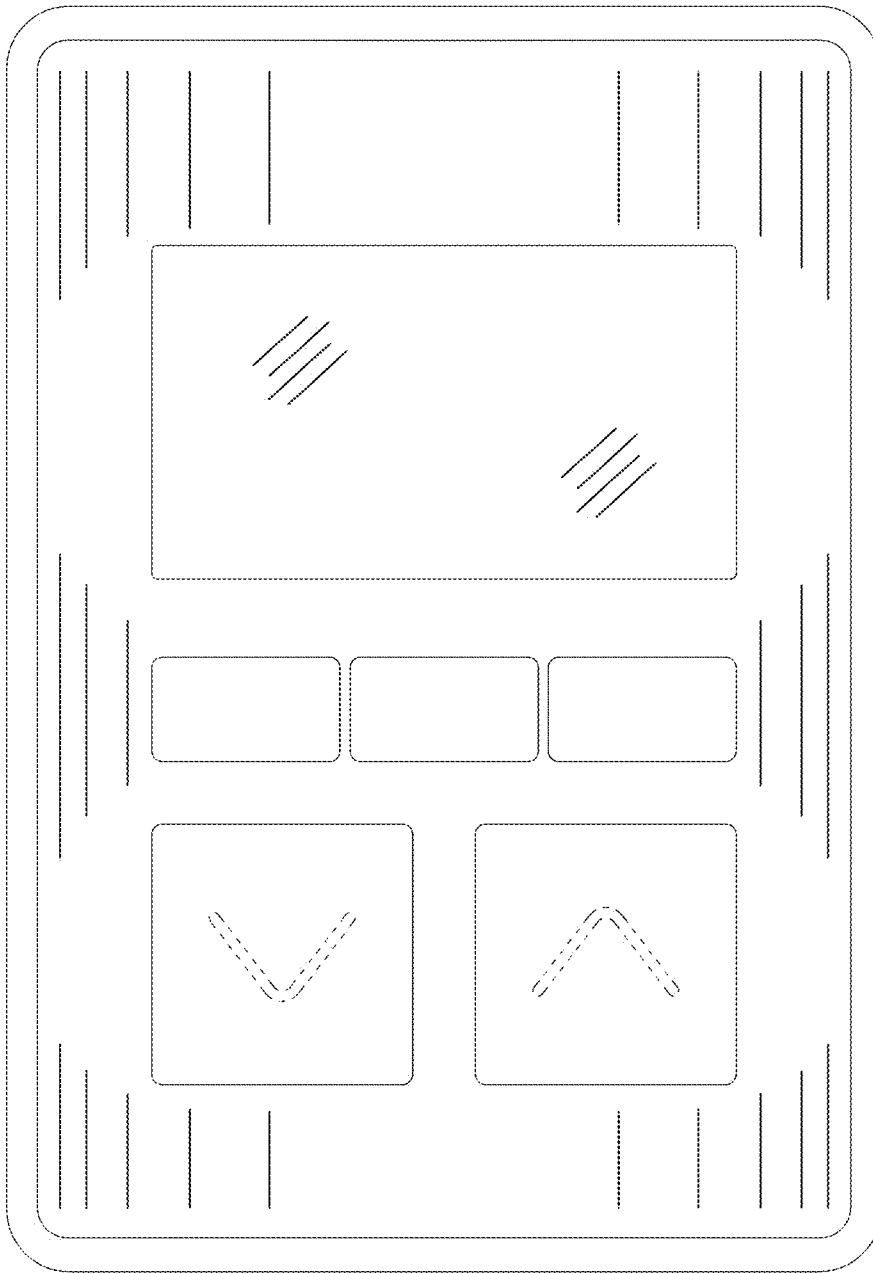


FIG. 8

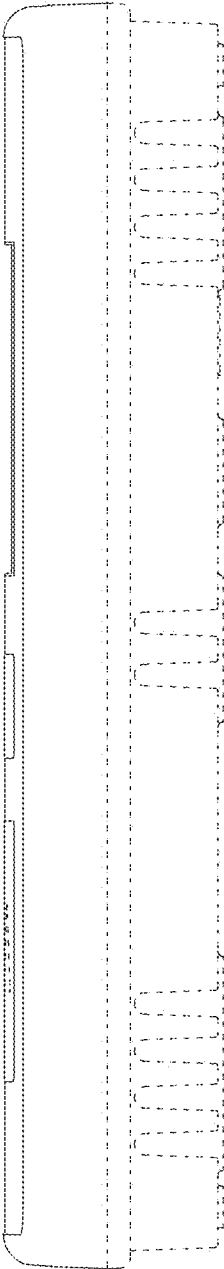


FIG. 9

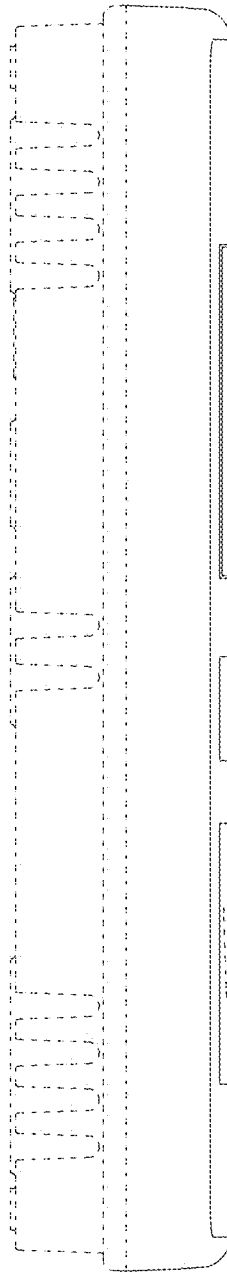


FIG. 10

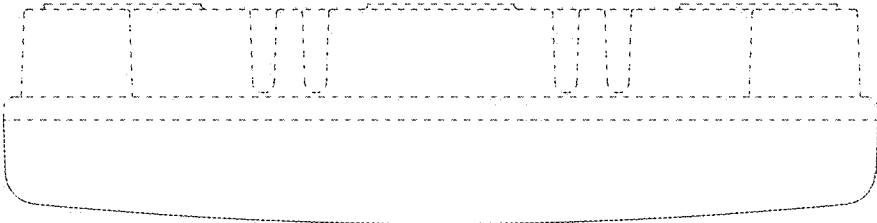


FIG. 11

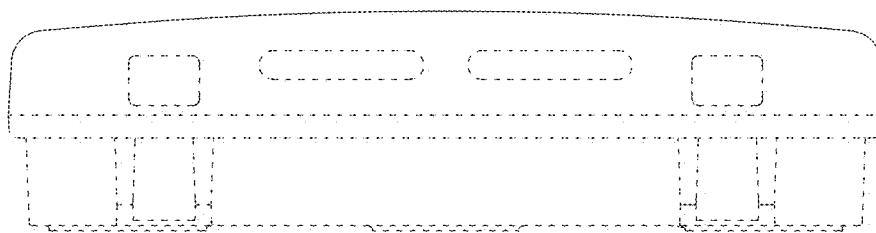


FIG. 12