

(12) INTERNATIONAL APPLICATION PUBLISHED UNDER THE PATENT COOPERATION TREATY (PCT)

(19) World Intellectual Property
Organization
International Bureau



WIPO | PCT



(10) International Publication Number
WO 2016/199137 A1

(43) International Publication Date
15 December 2016 (15.12.2016)

(51) International Patent Classification:

A61K 31/20 (2006.01) A61K 9/14 (2006.01)
A61K 31/575 (2006.01) A61P 1/16 (2006.01)
A61K 31/13 (2006.01) A61P 9/10 (2006.01)
A61K 9/20 (2006.01) A61K 47/06 (2006.01)
A61K 9/40 (2006.01)

(21) International Application Number:

PCT/IL2016/050595

(22) International Filing Date:

8 June 2016 (08.06.2016)

(25) Filing Language:

English

(26) Publication Language:

English

(30) Priority Data:

62/173,390 10 June 2015 (10.06.2015) US

(71) Applicant: GALMED RESEARCH AND DEVELOPMENT LTD. [IL/IL]; 16 Ze'ev Tyomkin Street (4th Flr), 6578317 Tel Aviv (IL).

(72) Inventors: BAHARAFF, Allen; 7 Hayutman Street, 6215441 Tel Aviv (IL). ESHKAR-OREN, Idit; 17 Moshe Perluk Street, 6936719 Tel Aviv (IL).

(74) Agents: WEBB, Cynthia et al.; Webb & Co., P.O. Box 2189, 7612101 Rehovot (IL).

(81) Designated States (unless otherwise indicated, for every

kind of national protection available): AE, AG, AL, AM, AO, AT, AU, AZ, BA, BB, BG, BH, BN, BR, BW, BY, BZ, CA, CH, CL, CN, CO, CR, CU, CZ, DE, DK, DM, DO, DZ, EC, EE, EG, ES, FI, GB, GD, GE, GH, GM, GT, HN, HR, HU, ID, IL, IN, IR, IS, JP, KE, KG, KN, KP, KR, KZ, LA, LC, LK, LR, LS, LU, LY, MA, MD, ME, MG, MK, MN, MW, MX, MY, MZ, NA, NG, NI, NO, NZ, OM, PA, PE, PG, PH, PL, PT, QA, RO, RS, RU, RW, SA, SC, SD, SE, SG, SK, SL, SM, ST, SV, SY, TH, TJ, TM, TN, TR, TT, TZ, UA, UG, US, UZ, VC, VN, ZA, ZM, ZW.

(84) Designated States (unless otherwise indicated, for every

kind of regional protection available): ARIPO (BW, GH, GM, KE, LR, LS, MW, MZ, NA, RW, SD, SL, ST, SZ, TZ, UG, ZM, ZW), Eurasian (AM, AZ, BY, KG, KZ, RU, TJ, TM), European (AL, AT, BE, BG, CH, CY, CZ, DE, DK, EE, ES, FI, FR, GB, GR, HR, HU, IE, IS, IT, LT, LU, LV, MC, MK, MT, NL, NO, PL, PT, RO, RS, SE, SI, SK, SM, TR), OAPI (BF, BJ, CF, CG, CI, CM, GA, GN, GQ, GW, KM, ML, MR, NE, SN, TD, TG).

Published:

— with international search report (Art. 21(3))



WO 2016/199137 A1

(54) Title: LOW DOSE COMPOSITIONS OF ARAMCHOL SALTS

(57) Abstract: The present invention relates to salts of arachidyl amido cholanoic acid (Aramchol), pharmaceutical compositions comprising Aramchol salts, methods for their preparation, and methods of use thereof in medical treatment.

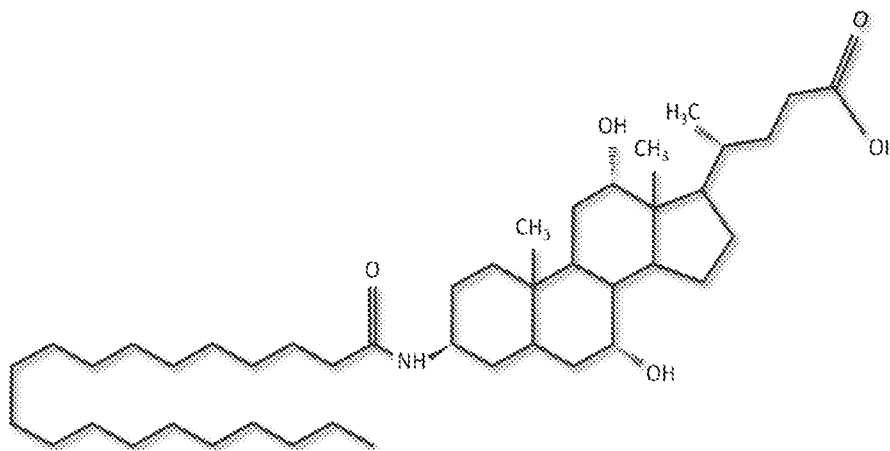
LOW DOSE COMPOSITIONS OF ARAMCHOL SALTS**FIELD OF THE INVENTION**

The present invention relates to unit dosage forms of readily bioavailable amine salts of arachidyl amido cholanoic acid (Aramchol), and use thereof in
5 medical treatment.

BACKGROUND OF THE INVENTION

Aramchol is an amide conjugate of arachidic acid and 3-aminocholic acid, effective in reducing liver fat content as well as improving metabolic parameters associated with fatty liver disease. It belongs to a family of synthetic Fatty-
10 Acid/Bile-Acid Conjugates (FABACs) and is being developed as a potentially disease modifying treatment for fatty liver disease and Non Alcoholic SteatoHepatitis (NASH).

Aramchol is chemically named 3 β -arachidylamido-7 α ,12 α -dihydroxy-5 β -cholan-24-oic acid, and is represented by the following chemical structure:



Aramchol, processes for its preparation, and use thereof are disclosed in U.S. 6,384,024; U.S. 6,395,722; U.S. 6,589,946; U.S. 7,501,403; U.S. 8,110,564; U.S. 2012/0214872; and WO 2009/060452.

There remains an unmet need for new forms of Aramchol having desirable physicochemical properties. In addition, unit dosage forms of Aramchol salts having improved clinical properties, are further required.

SUMMARY OF THE INVENTION

5 The present invention relates to salts of Aramchol, for example, salts with amino alcohols, amino sugars or amino acids. Specifically, the invention provides new unit dosage forms comprising the Aramchol amine salts, and use thereof in medical treatment.

10 The present invention is based, in part, on the unexpected finding of new salts of Aramchol having advantageous physicochemical properties. About 30 pharmaceutically acceptable bases were screened in an effort to prepare Aramchol salts with increased solubility. Of these, amine-based salts were found to be suitable and in particular three salts of Aramchol, namely the N-methylglucamine (meglumine), lysine and tromethamine salts have been shown to possess
15 advantageous properties, including increased solubility, as well as increased absorption and exposure, which correlate with higher bioavailability. Thus, the Aramchol salts of the present invention are suitable for pharmaceutical use at lower doses as compared with Aramchol free acid. In addition, the new salts have improved flow properties as compared with Aramchol free acid, and therefore can be
20 more easily processed into solid dosage formulations such as tablets or capsules.

 According to certain embodiments, the invention is directed to pharmaceutical compositions in unit dosage form, comprising low doses of Aramchol amine salts, suitable for human administration.

 Without being bound to any theory or mechanism, the advantageous
25 physicochemical properties of the new salts of Aramchol, including increased solubility, increased absorption and/or increased exposure, correlate with higher bioavailability of the Aramchol salts, which enable Aramchol to be formulated and prescribed in dosages previously considered insufficiently effective or sub-therapeutic. The findings of the present invention thus revolutionize the field of

Aramchol therapy, circumventing the need for high-dose Aramchol formulations and related complications.

According to aspects of the invention, the invention relates to pharmaceutical compositions in unit dosage form comprising a therapeutically effective amount of a salt of 3 β -arachidylamido-7 α ,12 α -dihydroxy-5 β -cholan-24-oic acid (Aramchol) with an amine, and optionally at least one pharmaceutically acceptable carrier, diluent, vehicle or excipient. The compositions of the invention advantageously contain the active ingredient at surprisingly reduced, yet therapeutically effective amounts, as detailed herein. According to advantageous embodiments of the invention, the therapeutically effective amount of the active ingredient in the composition, namely the Aramchol component (Aramchol carboxylate), may be within the range of about 10 to about 400 mg, based on the weight of Aramchol free acid. Particularly advantageous doses disclosed herein include e.g. doses providing about 10 to 25 mg, about 10 to 100 mg, about 30 to 100 mg, about 30 to 200 mg, about 100 to 200 mg, about 30 to 300 mg, about 100 to 300 mg, about 200 to 300 mg, or about 300 to 400 mg of the active ingredient. Each possibility represents a separate embodiment of the invention.

According to a first aspect, the present invention provides a pharmaceutical composition in unit dosage form comprising a therapeutically effective amount of a salt of 3 β -arachidylamido-7 α ,12 α -dihydroxy-5 β -cholan-24-oic acid (Aramchol) with an amine, in which the Aramchol component is present in an amount of about 10 to 400 mg; and optionally at least one pharmaceutically acceptable carrier, diluent, vehicle or excipient. According to various advantageous embodiments, the amount of said Aramchol component is selected from the group consisting of (i) about 10 to 25 mg; (ii) about 10 to 100 mg; (iii) about 30 to 100 mg; (iv) about 30 to 200 mg; (v) about 100 to 200 mg; (vi) about 30 to 300 mg; (vii) about 100 to 300 mg; and (viii) about 200 to 300 mg. Each possibility represents a separate embodiment of the invention.

In certain embodiments, the amount of said Aramchol component is 10 to 25 mg. In certain embodiments, the amount of said Aramchol component is 10 to 100 mg. In certain embodiments, the amount of said Aramchol component is 30 to 100

mg. In certain embodiments, the amount of said Aramchol component is 30 to 200 mg. In certain embodiments, the amount of said Aramchol component is 100 to 200 mg. In certain embodiments, the amount of said Aramchol component is 30 to 300 mg. In certain embodiments, the amount of said Aramchol component is 100 to 300 mg. In certain embodiments, the amount of said Aramchol component is 200 to 300 mg. In certain embodiments, the amount of said Aramchol component is 200 to 400 mg.

In some embodiments, the amine is selected from the group consisting of ammonia, a primary amine, a secondary amine, a tertiary amine, a quaternary ammonium compound, an amino alcohol, an amino sugar and an amino acid. Currently preferred salts are Aramchol salts with an amino alcohol, amino sugar or amino acid. Each possibility represents a separate embodiment of the present invention.

In some embodiments, the present invention provides ammonium, benzathine, trimethylglycine (betaine), ethanolamine, diethanolamine, diethylamine, arginine, lysine, choline, deanol, 2-diethylaminoethanol, N-methylglucamine (meglumine), N-ethylglucamine (eglumine) or tromethamine salt of 3 β -arachidylamido-7 α ,12 α -dihydroxy-5 β -cholan-24-oic acid. Each possibility represents a separate embodiment of the present invention.

In one currently preferred embodiment, the present invention relates to 3 β -arachidylamido-7 α ,12 α -dihydroxy-5 β -cholan-24-oic acid lysine salt.

In another currently preferred embodiment, the present invention relates to 3 β -arachidylamido-7 α ,12 α -dihydroxy-5 β -cholan-24-oic acid tromethamine salt.

In another currently preferred embodiment, the present invention relates to 3 β -arachidylamido-7 α ,12 α -dihydroxy-5 β -cholan-24-oic acid N-methylglucamine salt.

In another embodiment, the salt of 3 β -arachidylamido-7 α ,12 α -dihydroxy-5 β -cholan-24-oic acid according to the present invention is in a crystalline form. In yet another embodiment, the salt of 3 β -arachidylamido-7 α ,12 α -dihydroxy-5 β -cholan-24-oic acid according to the present invention is in an amorphous form.

In certain embodiments, the ratio between the 3 β -arachidylamido-7 α ,12 α -dihydroxy-5 β -cholan-24-oic acid and the amine is from about 1:3 to about 3:1. In certain embodiments, the ratio between the 3 β -arachidylamido-7 α ,12 α -dihydroxy-5 β -cholan-24-oic acid and the amine is from about 1:2 to about 2:1. In certain
5 embodiments, the ratio between the 3 β -arachidylamido-7 α ,12 α -dihydroxy-5 β -cholan-24-oic acid and the amine is about 1:1.

In certain embodiments, the pharmaceutical composition of the present invention is in a form suitable for administering via an oral, transdermal or topical route. In certain embodiments, the pharmaceutical composition of the present
10 invention is in a form suitable for oral administration (e.g. to a human subject). In certain embodiments, the pharmaceutical composition is in a form selected from the group consisting of tablets, pills, capsules, pellets, granules, powders, lozenges, sachets, cachets, patches, elixirs, suspensions, dispersions, emulsions, solutions, syrups, gels, aerosols, ointments, soft and hard gelatin capsules, suppositories, sterile
15 injectable solutions, and sterile packaged powders. In a particular embodiment, said composition is formulated in solid oral dosage form (e.g. tablets, capsules and pills). Each possibility represents a separate embodiment of the present invention.

In other embodiments, the invention provides a pharmaceutical composition according to the invention, for use in the treatment of a disease or condition
20 amenable for treatment by Aramchol in a human subject in need thereof.

In other embodiments, the present invention provides the pharmaceutical composition of the present invention for use in the treatment of conditions associated with fatty liver such as Non Alcoholic SteatoHepatitis (NASH) or other diseases the treatment of which may benefit from modulating cholesterol or lipid balance.

25 In some embodiments, the pharmaceutical composition of the present invention is for use in dissolving cholesterol gallstones in bile, and/or in preventing formation of such gallstones. In other embodiments, the pharmaceutical composition of the present invention is for use in for treating arteriosclerosis.

In certain embodiment, the pharmaceutical composition of the present
30 invention is for use in treating a disease or disorder associated with altered glucose

metabolism. In one embodiment, the disease or disorder associated with altered glucose metabolism is selected from the group consisting of hyperglycemia, diabetes, insulin resistance, and obesity. Each possibility represents a separate embodiment of the present invention.

5 In other embodiments, the pharmaceutical composition of the present invention is for use in treating, preventing, or inhibiting progression of a brain disease characterized by amyloid plaque deposits. In one embodiment, the brain disease characterized by amyloid plaque deposits is Alzheimer's disease.

 The pharmaceutical composition of the present invention can be administered
10 via a route selected from the group consisting of oral, topical, subcutaneous, intraperitoneal, rectal, intravenous, intra-arterial, transdermal, intramuscular, and intranasal. Each possibility represents a separate embodiment of the present invention. In certain embodiments, the pharmaceutical composition of the present invention is in a form suitable for oral administration.

15 In another aspect there is provided a method of treating a disease or condition amenable for treatment by 3 β -arachidylamido-7 α ,12 α -dihydroxy-5 β -cholan-24-oic acid (Aramchol) in a human subject in need thereof, comprising the step of administering to the subject a pharmaceutical composition of the invention.

 In another aspect the invention provides a method of treating a condition
20 associated with fatty liver (e.g. Non Alcoholic SteatoHepatitis (NASH)) in a human subject in need thereof, comprising the step of administering to the subject a therapeutically effective amount of a salt of 3 β -arachidylamido-7 α ,12 α -dihydroxy-5 β -cholan-24-oic acid (Aramchol) with an amine, in which the Aramchol component is present in an amount of about 10 to 400 mg; and optionally at least one
25 pharmaceutically acceptable carrier, diluent, vehicle or excipient. In various advantageous embodiments, the amount of said Aramchol component is selected from the group consisting of (i) about 10 to 25 mg; (ii) about 10 to 100 mg; (iii) about 30 to 100 mg; (iv) about 30 to 200 mg; (v) about 100 to 200 mg; (vi) about 30-300 mg; (vii) about 100-300 mg; (viii) about 200 to 300 mg; and (ix) about 300 to
30 400 mg. Each possibility represents a separate embodiment of the invention.

In another embodiment the invention provides a method of treating a condition associated with fatty liver in a human subject in need thereof, comprising the step of administering to the subject a pharmaceutical composition in unit dosage form comprising a therapeutically effective amount of a salt of 3 β -arachidylamido-
5 7 α ,12 α -dihydroxy-5 β -cholan-24-oic acid (Aramchol) with an amine, in which the Aramchol component is present in an amount of about 10 to 400 mg, based on the weight of Aramchol free acid; and optionally at least one pharmaceutically acceptable carrier, diluent, vehicle or excipient. In particular embodiments, the amount of said Aramchol component is selected from the group consisting of (i) 10
10 to 25 mg; (ii) 10 to 100 mg; (iii) 30 to 100 mg; (iv) 30 to 200 mg; (v) 100 to 200 mg; (vi) 30-300 mg; (vii) 100-300 mg; (viii) 200 to 300 mg; and (ix) 300 to 400 mg.

In various other embodiments, the composition is administered to said subject in a dosage regimen selected from the group consisting of: (i) once a day; (ii) 2 to 4 separate administrations per day; (iii) 2 to 4 separate administrations per week;
15 and (iv) 2 to 4 separate administrations per month.

In another embodiment, a therapeutically effective amount of the salt in which the Aramchol component is present in an amount of 200 to 300 mg is administered daily to said subject. In another embodiment a therapeutically effective amount of the salt in which the Aramchol component is present in an amount of
20 about 260 mg is administered daily to said subject. In another embodiment a therapeutically effective amount of the salt in which the Aramchol component is present in an amount of 300 to 400 mg is administered daily to said subject. In another embodiment, a therapeutically effective amount of the salt in which the Aramchol component is present in an amount of about 400 mg is administered daily
25 to said subject.

In another embodiment, said composition is formulated as a solid oral dosage form.

In some embodiments, the present invention provides a method of reducing cholesterol levels in the blood, or treating fatty liver, or treating NASH, or dissolving
30 cholesterol gallstones in bile, or preventing formation of such gallstones, or treating arteriosclerosis, comprising administering to a human subject in need thereof a

pharmaceutical composition of the invention. Each possibility represents a separate embodiment of the invention. In a particular embodiment, the method is for treating Non Alcoholic SteatoHepatitis (NASH) in said subject.

In certain embodiments, the present invention provides a method of treating a
5 disease or disorder associated with altered glucose metabolism comprising administering to said subject a pharmaceutical composition of the invention. In further embodiments, the present invention provides a method of treating, preventing, or inhibiting progression of a brain disease characterized by amyloid plaque deposits, comprising administering to a human subject in need thereof a
10 pharmaceutical composition of the invention.

In another aspect, the invention relates to the use of the pharmaceutical composition of the present invention for the preparation of a medicament for treating a disease or condition amenable for treatment by Aramchol in a human subject in need thereof. According to particular embodiments, the disease or condition is
15 selected from the group consisting of conditions associated with fatty liver, high cholesterol levels in the blood, altered glucose metabolism, gallstones, amyloid plaque deposits and arteriosclerosis. In other embodiments, the amount of the Aramchol component in said medicament is selected from the group consisting of (i) 10 to 25 mg; (ii) 10 to 100 mg; (iii) 30 to 100 mg; (iv) 30 to 200 mg; (v) 100 to 200
20 mg; (vi) 30-300 mg; (vii) 100-300 mg; (viii) 200 to 300 mg; and (ix) 300 to 400 mg. Each possibility represents a separate embodiment of the invention.

Further embodiments and the full scope of applicability of the present invention will become apparent from the detailed description given hereinafter. However, it should be understood that the detailed description and specific
25 examples, while indicating preferred embodiments of the invention, are given by way of illustration only, since various changes and modifications within the spirit and scope of the invention will become apparent to those skilled in the art from this detailed description.

BRIEF DESCRIPTION OF THE FIGURES

FIG. 1 illustrates a characteristic X-ray diffraction pattern of amorphous Aramchol N-methylglucamine (meglumine) salt according to the present invention.

FIG. 2 illustrates a characteristic X-ray diffraction pattern of amorphous Aramchol lysine salt according to the present invention.

FIG. 3 illustrates a characteristic X-ray diffraction pattern of amorphous Aramchol tromethamine salt according to the present invention.

FIG. 4 illustrates a characteristic $^1\text{H-NMR}$ spectrum of Aramchol N-methylglucamine salt according to the present invention.

FIG. 5 illustrates a characteristic $^1\text{H-NMR}$ spectrum of Aramchol lysine salt according to the present invention.

FIG. 6 illustrates a characteristic $^1\text{H-NMR}$ spectrum of Aramchol tromethamine salt according to the present invention.

FIG. 7 illustrates a characteristic $^1\text{H-NMR}$ spectrum of Aramchol free acid.

FIG. 8 illustrates a characteristic Dynamic Vapour Sorption (DVS) spectrum of Aramchol N-methylglucamine salt according to the present invention.

FIG. 9 AUC/dose calculated for Aramchol (free acid), N-methylglucamine, tromethamine and lysine salts. Data are arithmetic mean \pm standard error.

DETAILED DESCRIPTION OF THE INVENTION

The present invention relates to unit dosage forms of salts of Aramchol which exhibit improved physicochemical properties including increased solubility, increased absorption, and increased exposure which correlates with higher bioavailability as compared with Aramchol free acid. Pharmaceutical compositions in unit dosage forms according to the invention advantageously comprise low doses of Aramchol amine salts. Thus, the compositions may provide surprisingly enhanced clinical properties, including therapeutic efficacy and/or reduced toxicity, or may be employed in improved and advantageous dosing regimens as disclosed herein.

According to the principles of the present invention, provided herein are pharmaceutically acceptable salts of Aramchol in which the counter ion is based on an amine and includes ammonia, a primary amine, a secondary amine, a tertiary amine, a quaternary ammonium compound, an amino alcohol, an amino sugar or an amino acid. The amine may also be a diamine or a cyclic amine. Currently preferred salts are N-methylglucamine (meglumine), lysine or tromethamine salts. Each possibility represents a separate embodiment of the present invention.

As used herein, the weight of Aramchol in the compositions of the invention is based on the weight of Aramchol free acid, and does not include the weight of the salt counterion, i.e., amino alcohols, amino sugars or amino acids.

As used herein, the term "primary amine" designates a compound of formula R^aNH_2 wherein R^a is alkyl, cycloalkyl or aryl. Examples of primary amines are lower alkylamines wherein lower alkyl means a C_1 - C_4 alkyl, or arylamines. The primary amine may react with the carboxylic acid group of Aramchol to form the salt Aramchol-COO⁻ $R^aNH_3^+$.

As used herein, the term "secondary amine" designates a compound of formula R^aR^bNH wherein each of R^a and R^b is independently alkyl, cycloalkyl or aryl. Examples of secondary amines are lower dialkylamines (R^a , R^b are each a lower alkyl), diarylamines, or alkylarylamines. The secondary amine may also be a cyclic amine (e.g., morpholine, pyrrolidine, piperidine, etc.), or a diamine (e.g., benzathaine). The secondary amine may react with the carboxylic acid group of Aramchol to form the salt Aramchol-COO⁻ $R^aR^bNH_2^+$.

As used herein, the term "tertiary amine" designates a compound of formula $R^aR^bR^cN$ wherein each of R^a , R^b and R^c is independently alkyl, cycloalkyl or aryl. Examples of tertiary amines are lower trialkylamines (R^a , R^b and R^c are each a lower alkyl), triarylamines, or any combination of alkylarylamines. The tertiary amine may also be a cyclic amine (e.g., N-methyl pyrrolidine, N-methylpiperidine, etc.) or a diamine. The tertiary amine may react with the carboxylic acid group of Aramchol to form the salt Aramchol-COO⁻ $R^aR^bR^cNH^+$.

As used herein, the term “quaternary ammonium compound” designates a compound of formula $R^aR^bR^cR^dN^+ X^-$ wherein each of R^a , R^b , R^c and R^d is independently alkyl, cycloalkyl or aryl and X^- is a counter-ion. Examples of quaternary ammonium compounds are lower tetraalkylamines (R^a , R^b , R^c and R^d are each a lower alkyl), tetraarylamines, or any combination of alkylarylamines. Specific examples of quaternary ammonium compounds which may form salts with Aramchol according to the present invention are $Bu_4N^+X^-$, choline ($Me_3N^+CH_2CH_2OH]X^-$) or trimethylglycine ($(CH_3)_3N^+CH_2CO_2HX^-$, also known as betaine), wherein X is a counter-ion, for example OH, halogen (F, Cl, Br, I) and the like. The quaternary ammonium compound may react with the carboxylic acid group of Aramchol to form the salt Aramchol-COO⁻ $R^aR^bR^cR^dN^+$.

As used herein, the term “amino alcohol” or “alkanolamine”, used herein interchangeably means compounds that contain both hydroxy (-OH) and amino (-NH₂, -NHR, and -N(R)₂) functional groups on an alkane backbone. Examples include but are not limited to tromethamine, ethanolamine, diethanolamine, 2-diethylaminoethanol and 2-dimethylaminoethanol.

As used herein, the term “amino sugar” or “amino sugar alcohol” means a sugar or sugar alcohol moiety in which one of the sugar hydroxyls has been replaced by an amino group. Examples of amino sugars are N-alkyl glucamines, for example N-methylglucamine (meglumine), N-ethylglucamine (eglumine), N-propylglucamine, N-butylglucamine and the like.

Thus, in some exemplary embodiments, the present invention provides unit dosage forms of salts of Aramchol with suitable organic amines such as, but not limited to, unsubstituted or substituted lower alkylamines, diamines, saturated cyclic amines, and quaternary ammonium compounds. Each possibility represents a separate embodiment of the present invention. Particular examples include, but are not limited to, methylamine, dimethylamine, trimethylamine, triethylamine, ethylamine, diethylamine, ethylenediamine, ethanolamine, diethanolamine, triethanolamine, tromethamine (TRIS), 1-amino-2-propanol, 3-amino-1-propanol, hexamethylenetetramine, deanol, 2-diethylaminoethanol, N-methylglucamine (meglumine), N-ethylglucamine (eglumine), piperidine, piperazine, pyrrolidine,

morpholine, benzathine, trimethylglycine (betaine), choline and the like. Each possibility represents a separate embodiment of the present invention.

In some aspects and embodiments, the present invention provides unit dosage forms of the N-methylglucamine (meglumine) salt of Aramchol. In one embodiment, 5 the N-methylglucamine salt of Aramchol is amorphous.

In further aspects and embodiments, the present invention provides unit dosage forms of the tromethamine (TRIS) salt of Aramchol. In one embodiment, the tromethamine salt of Aramchol is amorphous.

In further aspects and embodiments, the present invention provides unit 10 dosage forms of the ammonium salt of Aramchol. In one embodiment, the ammonium salt of Aramchol is crystalline. In another embodiment, the ammonium salt of Aramchol is characterized by a DSC-TGA thermogram having a peak at about 76°C with an onset at about 60°C and a peak at about 117°C with an onset at about 114°C. In specific embodiments, the peak at about 76°C is accompanied by weight 15 loss of about 2%. In yet another embodiment, the ammonium salt of Aramchol is characterized by a DSC-TGA thermogram having a peak at about 57°C with an onset at about 55°C. In particular embodiments, the peak at about 57°C is accompanied by weight loss of about 5%.

In other aspects and embodiments, the present invention provides unit dosage 20 forms of the benzathine salt of Aramchol. In one embodiment, the benzathine salt of Aramchol is amorphous.

In further aspects and embodiments, the present invention provides unit dosage forms of the trimethylglycine (betaine) salt of Aramchol. In one embodiment, the trimethylglycine (betaine) salt of Aramchol is amorphous.

In yet other aspects and embodiments, the present invention provides unit 25 dosage forms of the ethanolamine salt of Aramchol. In one embodiment, the ethanolamine salt of Aramchol is amorphous. In another embodiment, the ethanolamine salt of Aramchol is crystalline. In specific embodiments, the crystalline ethanolamine salt of Aramchol is characterized by a DSC-TGA thermogram having a 30 peak at about 50°C with an onset at about 45°C, a peak at about 72°C with an onset

at about 63°C, a peak at about 86°C with an onset at about 80°C, and a peak at about 122°C with an onset at about 105°C. In particular embodiments, the peaks are characterized by a continuous weight loss of about 25%.

In certain aspects and embodiments, the present invention provides unit dosage forms of the diethanolamine salt of Aramchol. In one embodiment, the diethanolamine salt of Aramchol is amorphous.

In additional aspects and embodiments, the present invention provides unit dosage forms of the diethylamine salt of Aramchol. In one embodiment, the diethylamine salt of Aramchol is amorphous.

In other aspects and embodiments, the present invention provides unit dosage forms of the choline salt of Aramchol. In one embodiment, the choline salt of Aramchol is amorphous.

In yet other aspects and embodiments, the present invention provides unit dosage forms of the deanol salt of Aramchol. In one embodiment, the deanol salt of Aramchol is amorphous.

In several aspects and embodiments, the present invention provides unit dosage forms of the 2-diethylaminoethanol salt of Aramchol. In one embodiment, the 2-diethylaminoethanol salt of Aramchol is amorphous.

In some aspects and embodiments, the present invention provides unit dosage forms of the amino acids salts of Aramchol including, but not limited to basic amino acids such as lysine, arginine, histidine, and ornithine. Each possibility represents a separate embodiment of the present invention. The amino acids, according to the principles of the present invention, may be D-amino acids, L-amino acids, or racemic derivatives of amino acids. In one embodiment, the present invention provides the unit dosage forms of arginine salt of Aramchol. In another embodiment, the present invention provides unit dosage forms of the lysine salt of Aramchol. In some embodiments, the amino acids salts of Aramchol are other than the glycine and taurine salts of Aramchol. In certain embodiments, the amino acids salts of Aramchol are amorphous. A currently preferred amino acid salt of Aramchol is the lysine salt. In some embodiments, the lysine salt is amorphous.

It is understood that the pharmaceutically acceptable salts of the present invention, when isolated in solid or crystalline form, also include hydrates or water molecules entrapped therein.

5 It is to be understood that the conjugation between the fatty acid radical and the bile acid in Aramchol can be in the α or the β configuration. Each possibility represents a separate embodiment of the present invention. The Aramchol salts of the present invention can be amorphous or crystalline in any polymorphic form.

The novel salts of the present invention are useful as pharmaceuticals for medical treatment. The present invention thus provides unit dosage forms of
10 pharmaceutical compositions comprising any of the Aramchol salts disclosed herein and at least one pharmaceutically acceptable carrier, diluent, vehicle or excipient. The unit dosage forms of the present invention can be safely administered orally or non-orally. Routes of administration include, but are not limited to, oral, topical, subcutaneous, intraperitoneal, rectal, intravenous, intra-arterial, transdermal,
15 intramuscular, topical, and intranasal. Each possibility represents a separate embodiment of the present invention. Additional routes of administration include, but are not limited to, mucosal, nasal, parenteral, gastrointestinal, intraspinal, intrauterine, intraocular, intradermal, intracranial, intratracheal, intravaginal, intracerebroventricular, intracerebral, ophthalmic, buccal, epidural and sublingual.
20 Each possibility represents a separate embodiment of the present invention. Typically, the unit dosage forms of the present invention are administered orally.

The unit dosage forms of the pharmaceutical compositions can be formulated as tablets (including e.g. film-coated tablets), powders, granules, capsules (including
25 soft capsules), orally disintegrating tablets, pills, pellets, lozenges, sachets, cachets, patches, elixirs, suspensions, dispersions, emulsions, solutions, syrups, aerosols, ointments, soft and hard gelatin capsules, suppositories, sterile injectable solutions, sterile packaged powders, and sustained-release preparations as is well known in the art. Each possibility represents a separate embodiment of the present invention.

Pharmacologically acceptable carriers, diluents, vehicles or excipients that
30 may be used in the context of the present invention include, but are not limited to, surfactants, lubricants, binders, fillers, compression aids, disintegrants, water-soluble

polymers, inorganic salts, preservatives, antioxidants, coloring agents, sweetening agents, souring agents, bubbling agents and flavorings. Each possibility represents a separate embodiment of the present invention.

Specific non-limiting examples of suitable carriers, diluents, vehicles or
5 excipients include e.g. lactose, D-mannitol, starch, cornstarch, crystalline cellulose, light silicic anhydride and titanium oxide. Each possibility represents a separate embodiment of the present invention. Suitable surfactants include e.g. lecithin and phosphatidylcholine. Each possibility represents a separate embodiment of the present invention. Suitable lubricants include e.g. magnesium stearate, sucrose fatty
10 acid esters, polyethylene glycol, talc and stearic acid. Each possibility represents a separate embodiment of the present invention. Suitable binders include e.g. hydroxypropyl cellulose, hydroxypropylmethyl cellulose, crystalline cellulose, α -starch, polyvinylpyrrolidone, gum arabic powder, gelatin, pullulan and low-substitutional hydroxypropyl cellulose. Each possibility represents a separate
15 embodiment of the present invention. Suitable disintegrants include e.g. crosslinked povidone (any crosslinked 1-ethenyl-2-pyrrolidinone homopolymer including polyvinylpyrrolidone (PVPP) and 1-vinyl-2-pyrrolidinone homopolymer), crosslinked carmellose sodium, carmellose calcium, carboxymethyl starch sodium, low-substituted hydroxypropyl cellulose, cornstarch and the like. Each possibility
20 represents a separate embodiment of the present invention. Suitable water-soluble polymers include e.g. cellulose derivatives such as hydroxypropyl cellulose, polyvinylpyrrolidone, hydroxypropylmethyl cellulose, methyl cellulose and carboxymethyl cellulose sodium, sodium polyacrylate, polyvinyl alcohol, sodium alginate, guar gum, and the like. Each possibility represents a separate embodiment
25 of the present invention. Suitable inorganic salts include e.g. basic inorganic salts of sodium, potassium, magnesium and/or calcium. Each possibility represents a separate embodiment of the present invention. Particular embodiments include the basic inorganic salts of magnesium and/or calcium. Basic inorganic salts of sodium include, for example, sodium carbonate, sodium hydrogen carbonate,
30 disodiumhydrogenphosphate, and the like. Each possibility represents a separate embodiment of the present invention. Basic inorganic salts of potassium include, for example, potassium carbonate, potassium hydrogen carbonate, and the like. Each possibility represents a separate embodiment of the present invention. Basic

inorganic salts of magnesium include, for example, heavy magnesium carbonate, magnesium carbonate, magnesium oxide, magnesium hydroxide, magnesium metasilicate aluminate, magnesium silicate, magnesium aluminate, synthetic hydrotalcite, aluminahydroxidemagnesium, and the like. Each possibility represents a separate embodiment of the present invention. Basic inorganic salts of calcium include, for example, precipitated calcium carbonate, calcium hydroxide, and the like. Each possibility represents a separate embodiment of the present invention.

Suitable preservatives include e.g. sodium benzoate, benzoic acid, and sorbic acid. Each possibility represents a separate embodiment of the present invention. Suitable antioxidants include e.g. sulfites, ascorbic acid and α -tocopherol. Each possibility represents a separate embodiment of the present invention. Suitable coloring agents include e.g. food colors such as Food Color Yellow No. 5, Food Color Red No. 2 and Food Color Blue No. 2, and the like. Each possibility represents a separate embodiment of the present invention. Suitable sweetening agents include e.g. dipotassium glycyrrhetinate, aspartame, stevia and thaumatin. Each possibility represents a separate embodiment of the present invention. Suitable souring agents include e.g. citric acid (citric anhydride), tartaric acid and malic acid. Each possibility represents a separate embodiment of the present invention. Suitable bubbling agents include e.g. sodium bicarbonate. Suitable flavorings include synthetic substances or naturally occurring substances, including e.g. lemon, lime, orange, menthol and strawberry. Each possibility represents a separate embodiment of the present invention.

In some embodiments, the present invention provides a unit dosage form of a pharmaceutical composition comprising as an active ingredient a single Aramchol salt of the present invention and at least one pharmaceutically acceptable carrier, diluent, vehicle or excipient. In other embodiments, the present invention provides a unit dosage forms of a pharmaceutical composition comprising as an active ingredient a plurality of Aramchol salts of the present invention and at least one pharmaceutically acceptable carrier, diluent, vehicle or excipient.

The unit dosage forms of the present invention are particularly suitable for oral administration in the form of tablets, capsules, pills, dragees, powders, granules

and the like. Each possibility represents a separate embodiment of the present invention. A tablet may be made by compression or molding, optionally with one or more excipients as is known in the art. Specifically, molded tablets may be made by molding in a suitable machine a mixture of the powdered active ingredient moistened with an inert liquid diluent.

The tablets and other solid dosage forms of the pharmaceutical compositions described herein may optionally be scored or prepared with coatings and shells, such as enteric coatings and other coatings well known in the art. They may also be formulated so as to provide slow or controlled release of the active ingredient therein using, for example, hydroxypropylmethyl cellulose in varying proportions to provide the desired release profile, other polymer matrices and the like. The active ingredient can also be in micro-encapsulated form, if appropriate, with one or more of the above-described excipients.

The present invention provides a method of reducing cholesterol levels in the blood or treating fatty liver comprising administering to a subject in need thereof a therapeutically effective amount of a unit dosage form of a composition comprising any one of the Aramchol salts of the present invention. The present invention provides a method of treating fatty liver disease and non-alcoholic SteatoHepatitis (NASH) comprising administering to a subject in need thereof a unit dosage form of a therapeutically effective amount of a composition comprising any one of the Aramchol salts of the present invention. The present invention further provides a method of dissolving cholesterol gallstones in bile and/or for preventing formation of such gallstones comprising administering to a subject in need thereof a unit dosage form of a therapeutically effective amount of a composition comprising any one of the Aramchol salts of the present invention. In other embodiments, the present invention provides a method of treating arteriosclerosis comprising administering to a subject in need thereof a unit dosage form of a therapeutically effective amount of a composition comprising any one of the Aramchol salts of the present invention. The present invention also provides a method of treating a disease or disorder associated with altered glucose metabolism, particularly hyperglycemia, diabetes, insulin resistance and obesity, comprising administering to a subject in need thereof a unit dosage form of a therapeutically effective amount of a

composition comprising any one of the Aramchol salts of the present invention. The present invention further provides a method of treating, preventing, or inhibiting progression of a brain disease characterized by amyloid plaque deposits, particularly Alzheimer's disease, comprising administering to a subject in need thereof a unit dosage form of a therapeutically effective amount of a composition comprising any one of the Aramchol salts of the present invention.

A "therapeutically effective amount" as used herein refers to an amount of an agent which is effective, upon single or multiple dose administration to the subject in providing a therapeutic benefit to the subject. In additional embodiments, the Aramchol salts of the present invention are used for the preparation of a medicament for treating the aforementioned diseases or disorders. Thus, as detailed herein, a therapeutically effective amount of an amine salt of the invention may include low doses, not hitherto considered to exert adequate or sufficient therapeutic benefit in a given disease or condition. Therefore, the dosages or amounts considered by the present invention to be therapeutically effective may not be considered as such by prior disclosures of the inventors of the present invention, or by persons of skill in the art of Aramchol therapy.

Throughout the present invention, and unless otherwise specifically indicated, the therapeutically effective amount is defined by the amount of the active ingredient, namely the 3β -arachidylamido- $7\alpha,12\alpha$ -dihydroxy- 5β -cholan- 24 -oic acid (Aramchol) component (Aramchol carboxylate) of the Aramchol/amine salt, as detailed herein, based on the weight of Aramchol free acid.

The improved clinical properties of the dosage forms of Aramchol amine salts of the present invention further provide for two marked benefits from a clinical point of view, namely the ability to administer medium-dose Aramchol when high-dose Aramchol is usually required to achieve a favorable clinical outcome, and the ability to administer low-dose Aramchol when medium-dose Aramchol is usually required to achieve a favorable clinical outcome. For example, US Patent 8,975,246 studied the effects of 100 and 300 mg Aramchol daily on 60 human patients. Aramchol, particularly when given at a dose of 300 mg per day, was described to increase the levels of adiponectin (a hormone associated with inhibition of insulin resistance) and

reduce glucose and basal insulin levels. The novel amine salts described herein may be used in the methods of the invention to provide enhanced efficacy even at lower doses than those hitherto considered to be required to produce enhanced efficacy.

In certain embodiments, a therapeutically effective amount of an Aramchol amine salt is significantly lower than the therapeutically effective amount of Aramchol as free acid. In certain embodiments, a therapeutically effective amount of an Aramchol amine salt is at least 25% by weight lower than a therapeutically effective amount of Aramchol as free acid. In certain advantageous embodiments, a therapeutically effective amount of an Aramchol amine salt is at least 30%, at least 40%, at least 50%, at least 60% or at least 70% by weight lower than a therapeutically effective amount of Aramchol as free acid. In certain embodiments, a therapeutically effective amount of an Aramchol amine salt is at least 75% by weight lower than a therapeutically effective amount of Aramchol as free acid.

Thus, according to embodiments of the invention, the compositions of the invention comprise a therapeutically effective amount of an Aramchol salt corresponding to a dose within the range of about 10 to 400 mg of the free Aramchol acid (molar equivalent thereof).

As used herein, the term "about," when referring to a value or to an amount of mass, weight, time, volume, concentration or percentage is meant to encompass variations, as such variations are appropriate to perform the disclosed method as determined by the skilled artisan. The term encompasses variations of up to $\pm 20\%$ and typically no more than $\pm 10\%$. For example, in some embodiments, the variations may be of $\pm 5\%$, $\pm 1\%$, $\pm 0.5\%$, or $\pm 0.1\%$ from the specified amount, as such variations are appropriate to perform the disclosed method.

Thus, the invention relates in various embodiments to pharmaceutical compositions in unit dosage form comprising a therapeutically effective amount of a salt comprising a 3β -arachidylamido- $7\alpha,12\alpha$ -dihydroxy- 5β -cholan-24-oic acid (Aramchol) anion and a protonated amine cation, in which the Aramchol anion is present in an amount of 10 to 400 mg; and optionally at least one pharmaceutically acceptable carrier, diluent, vehicle or excipient. According to exemplary embodiments, the amount of the Aramchol anion in said compositions is selected

from the group consisting of (i) 10 to 25 mg; (ii) 10 to 100 mg; (iii) 30 to 100 mg; (iv) 30 to 200 mg; (v) 100 to 200 mg; (vi) 30 to 300 mg; (vii) 100 to 300 mg; and (viii) 200 to 300 mg.

The corresponding equivalent dose may be readily determined based on the molecular weight of each salt, in comparison to that of free Aramchol free acid (702.1). For instance, the molecular weight of exemplary amine salts of Aramchol with an L-Lysine, Tromethamine or N-Me-Glucamine base is 848.3, 823.2 and 897.3, respectively. Accordingly, the respective weight percent of the Aramchol active ingredient in these salts is 83%, 85% and 78%. Thus, for example, the total doses of these salts (including the amine counterion) that are equivalent to 100 mg free Aramchol are 120.5, 117.6 and 128.2, respectively.

In certain embodiments, the therapeutically effective amount of the amine salt of 3 β -arachidylamido-7 α ,12 α -dihydroxy-5 β -cholan-24-oic acid may be administered daily in two or more administrations. In certain embodiments, the therapeutically effective amount of the amine salt of 3 β -arachidylamido-7 α ,12 α -dihydroxy-5 β -cholan-24-oic acid may be administered daily in 2, 3, 4 or 5 separate administrations per day. Each possibility represents a separate embodiment of the invention. In other certain embodiments, the therapeutically effective amount of the amine salt of 3 β -arachidylamido-7 α ,12 α -dihydroxy-5 β -cholan-24-oic acid may be administered weekly or monthly in one, two or more administrations. In certain embodiments, the therapeutically effective amount of the amine salt of 3 β -arachidylamido-7 α ,12 α -dihydroxy-5 β -cholan-24-oic acid may be administered daily in 2, 3, 4 or 5 separate administrations per week. In certain embodiments, the therapeutically effective amount of the amine salt of 3 β -arachidylamido-7 α ,12 α -dihydroxy-5 β -cholan-24-oic acid may be administered daily in 2, 3, 4 or 5 separate administrations per month. Each possibility represents a separate embodiment of the invention.

The composition may be administered to said subject according to certain embodiments of the invention in a dosage regimen selected from the group consisting of: (i) once a day; (ii) 2 to 4 separate administrations per day; (iii) 2 to 4 separate administrations per week; and (iv) 2 to 4 separate administrations per month. In another embodiment a therapeutically effective amount of the salt in which the

Aramchol component is present in an amount of 200 to 300 mg is administered daily to said subject. In a particular embodiment a therapeutically effective amount of the salt in which the Aramchol component is present in an amount of about 260 mg is administered daily to said subject. In another embodiment a therapeutically effective amount of the salt in which the Aramchol component is present in an amount of 300 to 400 mg is administered daily to said subject. In yet another particular embodiment a therapeutically effective amount of the salt in which the Aramchol component is present in an amount of about 400 mg is administered daily to said subject.

In certain other embodiments of the methods of the present invention, a treatment regimen of an Aramchol amine salt may include daily administration (in one or more doses) of 300 mg or more, e.g. 350, 400 or 450 mg of the active ingredient. In certain embodiments, these dosages are significantly lower than the equivalent therapeutically effective amount of Aramchol as free acid.

In other certain embodiments of the methods of the present invention, unit dosage forms comprising an Aramchol amine salt of the invention in doses lower than 30, 25 or 10 mg of the active ingredient, are administered to the subject in the course of the treatment regimen (once a day or multiple times a day). For example, the use of doses of 1 to 9 mg, e.g. 1, 2, 3, 4, 5, 6, 7, 8 or 9 mg, may be contemplated. In yet other embodiments, doses of about 25-50, 25-90, 40-90 or 40-150 mg may be used. In certain embodiments, these dosages are significantly lower than the equivalent therapeutically effective amount of Aramchol as free acid.

In another aspect, there is provided a pharmaceutical composition in unit dosage form comprising a therapeutically effective amount of a salt of 3 β -arachidylamido-7 α ,12 α -dihydroxy-5 β -cholan-24-oic acid (Aramchol) with an amine, in which the Aramchol component is present in an amount of 10 to 400 mg based on the weight of Aramchol free acid; and optionally at least one pharmaceutically acceptable carrier, diluent, vehicle or excipient, for use in the treatment of a disease or condition amenable for treatment by Aramchol in a human subject in need thereof.

In some embodiments, the disease or condition is selected from the group consisting of conditions associated with fatty liver, high cholesterol levels in the blood, altered glucose metabolism, gallstones, amyloid plaque deposits and

arteriosclerosis. In other embodiments, the amount of said Aramchol component is selected from the group consisting of (i) 10 to 25 mg; (ii) 10 to 100 mg; (iii) 30 to 100 mg; (iv) 30 to 200 mg; (v) 100 to 200 mg; (vi) 30 to 300 mg; (vii) 100 to 300 mg; and (viii) 200 to 300 mg. In another embodiment the amine is selected from the group consisting of ammonia, a primary amine, a secondary amine, a tertiary amine, a quaternary ammonium compound, an amino alcohol, an amino sugar and an amino acid. In another embodiment the amine is selected from the group consisting of an amino alcohol, an amino sugar and an amino acid. In another embodiment the salt is selected from the group consisting of ammonium, benzathine, trimethylglycine (betaine), ethanolamine, diethanolamine, diethylamine, arginine, lysine, choline, deanol, 2-diethylaminoethanol, N-methylglucamine (meglumine), N-ethylglucamine (eglumine), and tromethamine salts. In a particular embodiment, said composition comprises 3 β -arachidylamido-7 α ,12 α -dihydroxy-5 β -cholan-24-oic acid lysine salt. In another particular embodiment, said composition comprises 3 β -arachidylamido-7 α ,12 α -dihydroxy-5 β -cholan-24-oic acid tromethamine salt. In another particular embodiment, said composition comprises 3 β -arachidylamido-7 α ,12 α -dihydroxy-5 β -cholan-24-oic acid N-methylglucamine salt. In another embodiment the salt is in a crystalline form. In another embodiment the salt is in an amorphous form. In another embodiment the ratio between the 3 β -arachidylamido-7 α ,12 α -dihydroxy-5 β -cholan-24-oic acid and the amine is about 1:1. In another embodiment said composition is in a form suitable for oral administration to a human subject. In another embodiment said composition is formulated in solid oral dosage form. In another embodiment said composition is formulated in a form selected from the group consisting of tablets, pills, capsules, pellets, granules, powders, lozenges, sachets, cachets, patches, elixirs, suspensions, dispersions, emulsions, solutions, syrups, aerosols, ointments, soft and hard gelatin capsules, suppositories, sterile injectable solutions, and sterile packaged powders. Each possibility represents a separate embodiment of the invention.

In another aspect, the invention is directed to the use of a pharmaceutical composition in unit dosage form comprising a therapeutically effective amount of a salt of 3 β -arachidylamido-7 α ,12 α -dihydroxy-5 β -cholan-24-oic acid (Aramchol) with an amine, in which the Aramchol component is present in an amount of 10 to 400 mg based on the weight of Aramchol free acid; and optionally at least one

pharmaceutically acceptable carrier, diluent, vehicle or excipient, for the preparation of a medicament for use in the treatment of a disease or condition amenable for treatment by Aramchol in a human subject in need thereof.

In some embodiments, the disease or condition is selected from the group consisting of conditions associated with fatty liver, high cholesterol levels in the blood, altered glucose metabolism, gallstones, amyloid plaque deposits and arteriosclerosis. In other embodiments, the amount of said Aramchol component is selected from the group consisting of (i) 10 to 25 mg; (ii) 10 to 100 mg; (iii) 30 to 100 mg; (iv) 30 to 200 mg; (v) 100 to 200 mg; (vi) 30 to 300 mg; (vii) 100 to 300 mg; and (viii) 200 to 300 mg. In another embodiment the amine is selected from the group consisting of ammonia, a primary amine, a secondary amine, a tertiary amine, a quaternary ammonium compound, an amino alcohol, an amino sugar and an amino acid. In another embodiment the amine is selected from the group consisting of an amino alcohol, an amino sugar and an amino acid. In another embodiment the salt is selected from the group consisting of ammonium, benzathine, trimethylglycine (betaine), ethanolamine, diethanolamine, diethylamine, arginine, lysine, choline, deanol, 2-diethylaminoethanol, N-methylglucamine (meglumine), N-ethylglucamine (eglumine), and tromethamine salts. In a particular embodiment, said composition comprises 3β -arachidylamido- $7\alpha,12\alpha$ -dihydroxy- 5β -cholan-24-oic acid lysine salt. In another particular embodiment, said composition comprises 3β -arachidylamido- $7\alpha,12\alpha$ -dihydroxy- 5β -cholan-24-oic acid tromethamine salt. In another particular embodiment, said composition comprises 3β -arachidylamido- $7\alpha,12\alpha$ -dihydroxy- 5β -cholan-24-oic acid N-methylglucamine salt. In another embodiment the salt is in a crystalline form. In another embodiment the salt is in an amorphous form. In another embodiment the ratio between the 3β -arachidylamido- $7\alpha,12\alpha$ -dihydroxy- 5β -cholan-24-oic acid and the amine is about 1:1. In another embodiment said composition is in a form suitable for oral administration to a human subject. In another embodiment said composition is formulated in solid oral dosage form. In another embodiment said composition is formulated in a form selected from the group consisting of tablets, pills, capsules, pellets, granules, powders, lozenges, sachets, cachets, patches, elixirs, suspensions, dispersions, emulsions, solutions, syrups, aerosols, ointments, soft and hard gelatin capsules, suppositories, sterile injectable solutions, and sterile

packaged powders. Each possibility represents a separate embodiment of the invention.

The following examples are presented in order to more fully illustrate certain embodiments of the invention. They should in no way, however, be construed as
5 limiting the broad scope of the invention. One skilled in the art can readily devise many variations and modifications of the principles disclosed herein without departing from the scope of the invention.

EXAMPLES

Example 1 – Synthesis of Aramchol Salts

10 The Aramchol salts of the present invention were prepared according to the following procedure: Aramchol free acid was mixed with the corresponding base in a ratio of 1:1 in water or ethanol. The mixture was heated to 50°C at a rate of 1°C/min. The mixture was kept at 50°C for 2 hours, and cooled at a rate of 0.1°C/min to 20°C. In cases where the salts did not precipitate out after cooling, the
15 crude reaction mixtures were maintained for 3 days and the purity was measured by HPLC. The Aramchol salts which provided a clear solution showed no additional impurities on HPLC. The results are summarized in Table 1.

The following Aramchol salts were found to be soluble (> 50 mg/ml at 50°C) in water: L-arginine salt, choline salt, N-methylglucamine salt, diethylamine salt, 2-
20 diethylamino-ethanol salt, deanol salt, ethanolamine salt, and diethanolamine salt. The following Aramchol salts were found to be soluble (> 50 mg/ml at 50°C) in ethanol at 50°C: L-arginine salt, choline salt, trimethylglycine (betaine) salt, diethylamine salt, benzathine salt, 2-diethylamino-ethanol salt, deanol salt, tromethamine salt, and diethanolamine salt. No salts were obtained using glycine or
25 taurine.

Using water as a solvent, the following Aramchol salts precipitated as amorphous material: L-arginine salt, L-lysine salt, choline salt, N-methylglucamine salt, diethylamine salt, benzathine salt, 2-diethylamino-ethanol salt, deanol salt, ethanolamine salt, and diethanolamine salt. A crystalline ammonium salt of
30 Aramchol was obtained from water (Form I). The form was characterized by thermal

analysis. The DSC profile showed a first peak at 76.32°C with an onset at 60.07°C ($\Delta E = -29.33\text{J/g}$) and a second peak at 117.12°C with an onset at 114.08°C ($\Delta E = -67.16\text{J/g}$). The weight loss during the first peak was 2.05%.

Table 1

Base	Dissolved (50 mg/ml) at 50°C	XRPD	salt remains in solution after cooling to 20°C	Stability in water (HPLC) after 3 days
L-Arginine	Yes	n.a.	no	-
L-Lysine	No	Starting material	-	-
Choline	Yes	n.a.	yes	good
Ammonia	No	crystalline	no	-
N-methylglucamine	Yes	n.a.	no	-
Trimethylglycine (betaine)	No	Starting material	-	-
Diethylamine	Yes	n.a.	no	-
Benzathine	No	Amorphous	-	-
2-diethylamino- ethanol	Yes	n.a.	yes	good
Deanol	Yes	n.a.	yes	good
Tromethamine	No	Starting material	-	-
Ethanolamine	Yes	n.a.	no	-
Diethanolamine	Yes	n.a.	yes	good

5 n.a. = not available

Using ethanol as a solvent, the following Aramchol salts precipitated as amorphous material: L-arginine salt, choline salt, trimethylglycine (betaine) salt, diethylamine salt, benzathine salt, 2-diethylamino-ethanol salt, deanol salt, tromethamine salt, and diethanolamine salt. A crystalline ammonium salt of
10 Aramchol was obtained from ethanol. The form was characterized by thermal

analysis. The DSC profile showed a peak at 56.57°C with an onset at 55.37°C ($\Delta E = -45.57\text{J/g}$). The weight loss during the peak was 5.44%. A crystalline ethanolamine salt of Aramchol was obtained from ethanol. The form was characterized by thermal analysis. The DSC profile showed a first peak at 50.12°C with an onset at 44.87°C ($\Delta E = -8.45\text{J/g}$); a second peak at 72.27°C with an onset at 62.58°C ($\Delta E = 6.28\text{J/g}$); a third peak at 85.86°C with an onset at 80.06°C ($\Delta E = -6.20\text{J/g}$); and a fourth peak at 122.42°C with an onset at 104.82°C ($\Delta E = -45.78\text{J/g}$). A continuous weight loss of 25.37% was observed using TGA.

Example 2 – Solubility of Aramchol Salts

The Aramchol salts of the present invention were further assessed for their solubility in water. The aqueous solubility was tested at 20°C using the shake-flask method. 5 mg of each salt was weighed. Water was added stepwise until a clear solution was obtained (Table 2, solubility in water). The pH of each solution was measured (Table 2, pH after solubility). The results are summarized in Table 2.

Table 2

Base	XRPD	Solubility in water (mg/ml)	pH of solution
L-Arginine	Amorphous	<11	n.a.
L-Lysine	Amorphous	10-32	8
L-Lysine	Crystalline	11-35	8
Ammonia	Crystalline	<11	n.a.
N-methyl glucamine	Amorphous	113-1130	7
Betaine	Amorphous	<11	n.a.
Betaine	Crystalline	<11	n.a.
Diethylamine	Amorphous	<11	n.a.
Diethylamine	Crystalline	<11	n.a.
Tromethamine	Poorly crystalline	<11	n.a.
Tromethamine	Crystalline	32-95	8
Ethanolamine	Crystalline	<11	n.a.

Diethanolamine	Crystalline	<11	n.a.
----------------	-------------	-----	------

n.a. = not available

In comparison, Aramchol (free acid) has limited solubility in aqueous media (solubility in buffer at pH 6.0 < 0.001 mg/mL, max solubility of 0.66 mg/ml in FeSSIF, pH=5).

5 **Example 3 – Synthesis and Characterization of Aramchol N-Methyl Glucamine, Tromethamine and Lysine Salts**

The synthesis of the N-methylglucamine, tromethamine and lysine salts of Aramchol was accomplished in accordance with General Methods 1 and 2.

10 General Method 1: An aqueous or alcoholic solution (e.g., methanol, ethanol) of Aramchol and ~1 molar equivalent of the desired base were heated (e.g., to reflux) until a homogenous solution formed, followed by the addition of an anti-solvent (such as ethyl acetate or acetone) to afford a suspension. The reaction mixture was optionally cooled. The formed salts were isolated by filtration, washed and dried.

15 Aramchol N-methylglucamine salt was prepared by General Method 1. Aramchol free acid (5.0 g) was mixed with 1.4 g (1 molar equivalent) of N-methylglucamine in water, methanol or ethanol, heated to reflux, followed by adding acetone or ethyl acetate as an anti-solvent, and cooling. A precipitate formed which was isolated and characterized as amorphous Aramchol N-methylglucamine salt.
20 Similar procedures were performed using 1-20 g Aramchol and 1 molar equivalent of N-methylglucamine.

Aramchol lysine salt was prepared by General Method 1. Aramchol free acid (5.0 g) was mixed with 1.0 g (1 molar equivalent) of lysine in methanol or ethanol, heated to reflux, followed by adding acetone or ethyl acetate as an anti-solvent, and
25 cooling. A precipitate formed which was isolated and characterized as amorphous Aramchol lysine salt. Similar procedures were performed using 1-20 g Aramchol and 1 molar equivalent of lysine.

Aramchol tromethamine salt was prepared by General Method 1. Aramchol free acid (5.0 g) was mixed with 0.9 g (1 molar equivalent) of tromethamine in methanol or ethanol, heated to reflux, followed by adding acetone or ethyl acetate as an anti-solvent, and cooling. A precipitate formed which was isolated and characterized as amorphous Aramchol tromethamine salt. Similar procedures were performed using 1-20 g Aramchol and 1 molar equivalent of tromethamine.

General Method 2: An aqueous or alcoholic solution of Aramchol and ~1 molar equivalent of the desired base were heated (e.g., to reflux) until a homogenous solution formed. The reaction was optionally cooled. The solvent was then removed (e.g., by rotovap under reduced pressure) to afford a solid which was isolated and dried.

Aramchol N-methylglucamine salt was prepared by General Method 2. Aramchol free acid (150.0 g) was mixed with N-methylglucamine (41.7 g) in methanol, and heated to reflux to obtain a homogenous solution. The solution was concentrated on rotovap at 50°C to obtain a solid, which was characterized as amorphous Aramchol N-methylglucamine salt.

Aramchol lysine salt was prepared by General Method 2. Aramchol free acid (50.0 g) was mixed with lysine (10.4 g) in methanol, and heated to reflux to obtain a homogenous solution. The solution was concentrated on rotovap at 50°C to obtain a solid, which was characterized as amorphous Aramchol lysine salt.

Aramchol tromethamine salt was prepared by General Method 2. Aramchol free acid (50.0 g) was mixed with tromethamine (8.6 g) in methanol, and heated to reflux to obtain a homogenous solution. The solution was concentrated on rotovap at 50°C to obtain a solid, which was characterized as amorphous Aramchol tromethamine salt.

Characterization:

The X-ray powder diffraction (XRPD) studies were performed using a Bruker AXS D2 PHASER in Bragg-Brentano configuration, equipment #1549. Using a Cu anode at 30kV, 10mA; sample stage standard rotating; monochromatisation by a $\kappa\beta$ -filter (0.5% Ni). Slits: fixed divergence slits 1.0mm

($\approx 0.61^\circ$), primary axial Soller slit 2.5° , secondary axial Soller slit 2.5° . Detector: Linear detector LYNXEYE with receiving slit 5° detector opening. The standard sample holder (0.1 mm cavity in (510) silicon wafer) had a minimal contribution to the background signal.

5 Measurements conditions: scan range $5-45^\circ 2\Theta$, sample rotation 5 rpm, 0.5s/step, $0.010^\circ/\text{step}$, 3.0mm detector slit; and all measuring condition were logged in the instrument control file. As system suitability, corundum sample (NIST standard) was measured daily.

10 The software used for data collection is Diffrac.Commander v3.3.35. Data analysis was performed using Diffrac.Eva v 3.0. No background correction or smoothing was applied to the patterns. The contribution of the $\text{Cu-K}\alpha_2$ was stripped off using the Diffrac.Eva software.

15 The XRPD analyses demonstrated that the resulting salts are amorphous. A representative XRPD spectrum of Aramchol N-methylglucamine salt is shown in Figure 1. A representative XRPD spectrum of Aramchol lysine salt is shown in Figure 2. A representative XRPD spectrum of Aramchol tromethamine salt is shown in Figure 3.

20 $^1\text{H-NMR}$ spectra of the salts were measured, in every case the proton of the carboxylic acid function of Aramchol (located at 12ppm on the NMR spectra) has disappeared, indicating the formation of the salts. A representative $^1\text{H-NMR}$ spectrum of Aramchol N-methylglucamine salt is shown in Figure 4. A representative $^1\text{H-NMR}$ spectrum of Aramchol lysine salt is shown in Figure 5. A representative $^1\text{H-NMR}$ spectrum of Aramchol tromethamine salt is shown in Figure 6. Shown for comparison in Figure 7 is a representative $^1\text{H-NMR}$ spectrum of Aramchol free acid.

25

Analytical Measurements:

The following tests were performed on the salts: LC-purity, Karl Fisher (to determine trace amounts of water in a sample) and Loss on drying (LOD) (to

measure the mass% which is lost upon heating). The results show similar pattern of water content and % of mass loss among the salts (Table 3).

Table 3

Entry#	LC-purity (area%) 205 nm	KF (wt%)	LOD (wt%)
Aramchol N-Methylglucamine salt	98.84	1.4	1.4
Aramchol Tromethamine salt	99.05	0.9	1.1
Aramchol Lysine salt	96.26	1.3	1.3

5 DVS measurements of Aramchol N-Methylglucamine

DVS measurements were performed to determine the sorption and desorption behavior of Aramchol N-methylglucamine salt. Sorption was measured by increasing the relative humidity (RH) with 10% per step ending at 95% RH. After completion of sorption cycle, the material was dried. XRPD was performed before and after DVS. DVS showed stepwise sorption in response to change in RH with a total mass uptake of 16%, suggesting that the material is hygroscopic. The sorption was reversible and reproducible. A representative DVS spectrum of the N-methylglucamine salt of Aramchol is depicted in Figure 8. XRPD pattern after DVS showed amorphous material, with different peak shape and intensities (due to different particle size and shape).

Bulk and tapped density of Aramchol N-Methylglucamine

Measurements of tapped and bulk densities are used to predict the flow properties and compressibility of powders. These two properties are important for manufacture of solid dosage formulations, such as tablets and capsules. Compounds

with low values of tapped and bulk densities may be subject to difficulties in tablet compression, and therefore may require additional processing for improving flow properties.

As shown in Table 4, Aramchol (free acid) bulk density is 0.15g/cm^3 and tapped density is 0.17g/cm^3 . Therefore, to improve flow properties a wet granulation process is used prior to tablet compression. For Aramchol N-methylglucamine the measured bulk density is 0.57g/mL and tapped density is 0.66g/mL . The relatively higher values of bulk and tapped density for N-methylglucamine salt (compared to Aramchol free acid), suggest that its improved flow properties may shorten and simplify tablet production procedure by avoiding the additional step of wet granulation. This also suggests that capsule filling will be easier due to higher load of the active ingredient.

Table 4 - Tapped and bulk densities

Compound	Tapped density	Bulk density
N methylglucamine salt	0.66 g/mL	0.57 g/mL
Aramchol (free acid)	0.17 g/cm ³	0.15 g/cm ³

Aramchol (free acid), and the three salts were filled as are, into hard HPMC (Hypromellose; Capsule size 00 (CapsCanada, ON, Canada) without taping, fill weight is presented in table 5.

Table 5 - Fill weight of one 00 size capsule

Aramchol (free acid)	0.15 gram
Tromethamine salt	0.31 gram
Lysine salt	0.33 gram
N-Me-glucamine salt	0.30 gram

The fill volume demonstrate similar tapped volume for three salts

Example 4 - Stability of Aramchol N-Methylglucamine

The N-methylglucamine salt of Aramchol was subjected to accelerated stability according to the following conditions:

- a) Exposed to 40°C/75% RH in a closed flask as a solution
- 5 b) Exposed to 40°C/75% RH in a closed container in a solid state form
- c) Exposed to 40°C/75% RH in an open container in a solid state form

The following parameters were determined at t=0, t=1 week, t=2 weeks: appearance, LC-purity, LC-assay (the assay is calculated against the reference which is the free acid and therefore, the results are less than 100%), water content. Table 6 summarizes the results of stability testing. The appearance and purity remained unchanged under the investigated conditions. Impurity profiling showed neither significant change in impurities present, nor any new significant impurity formed. The calculated assay remained relatively unchanged under the investigational conditions. Water content increased under the investigational conditions and the material seemed hygroscopic. The attraction of water in the solid state form was more prominent for material stored in an open container.

Table 6 - Summarized results of stability

	as a solution in a closed flask			In a solid state form in a closed container			In a solid state form in an open container		
	T= 0	T= 2	T= 1	T= 0	T= 1	T= 2	T= 0	T= 1	T= 2
purity	99.5%	99.5%	99.5%	99.5%	99.4%	99.5%	99.5%	99.5%	99.5%
assay	74.7%	74.8%	75.3%	74.7%	72.8%	74.4%	74.7%	76.7%	71.9%
water	not applicable			1.2%	1.6%	2.0%	1.2%	4.3%	5.7%

For Aramchol free acid, 6 months stability data have been generated at 40°C / 75% relative humidity and for 12 months at real time 25°C / 60% relative humidity and also at the intermediate conditions of 30°C / 65% relative humidity. Under all conditions and time points there have been no significant changes to any parameters. Thus, comparison of stability of Aramchol free acid and N-methylglucamine

demonstrates similar stability profile of both compounds. Moreover, while exposure of the meglumine salt of Aramchol to 40°C/75% RH caused an increase in water content, there was no change to purity values indicating that upon salt formation there is no detrimental change to the stability of Aramchol.

5 **Example 5 - Solubility of N-Methylglucamine, Tromethamine and L-Lysine Aramchol Salts**

Aramchol (free acid) has limited solubility in aqueous media (solubility in buffer at pH 6.0 < 0.001 mg/mL, max solubility of 0.66 mg/ml in FeSSIF).

The saturated solubility of N-methylglucamine, Tromethamine and L-Lysine
 10 was determined in different buffer solutions and bio-relevant media: HCl buffer pH 1.2, Acetate buffer pH 4.5, Saline pH 5.5, Phosphate buffer pH 6.5, Phosphate buffer pH 7.0, PBS pH 7.4, FaSSIF (pH 6.5), FeSSIF (pH 5.0) and demi-water (pH 7.8, was not adjusted after dissolution). Experiments were performed by slurring a 5 mL (~150mg) saturated solution for 30 minutes and 24 hours at 37°C. The exception was
 15 water: due to the high solubility ~1,000 mg was added to 5 mL. All experiments were performed in duplicate. Table 7 demonstrates the solubility of Aramchol salts in selected media.

Table 7 - Overview of the solubility of selected Aramchol salts

		N-Methyl glucamine	Tromethamine	L-Lysine	Aramchol free acid
pH 1.2	30 min	0 mg/ml	0.02 mg/ml	0 mg/ml	n.a.
	24 h	0 mg/ml	0.29 mg/ml ± 0.35	0 mg/ml	Not soluble
pH 4.5	30 min	0 mg/ml	0 mg/ml	0 mg/ml	n.a.
	24h	0 mg/ml	0 mg/ml	0 mg/ml	Not soluble
pH 5.5	30 min	0.04 mg/ml ± 0.06	0.03 mg/ml ± 0.02	0.05 mg/ml ± 0.02	n.a.
	24h	0.00 mg/ml	0 mg/ml	0 mg/ml	Not soluble
pH 6.5	30 min	Gel	Gel	Gel	n.a.
	24h	Gel	Gel	Gel	<1µg/mL

pH 7.0	30 min	18.85 mg/ml ± 1.88	29.39 mg/ml ± 7.45	21.16 mg/ml ±3.36	n.a.
	24h	Gel	Gel	Gel	Not soluble
pH 7.4	30 min	31.83 mg/ml ± 2.35	22.97 mg/ml ± 3.16	32.72 mg/ml ± 1.80	n.a.
	24h	Gel	Gel	Gel	n.a.
FaSSIF	30 min	Gel	Gel	Gel	0.05 mg/ml
	24h	Gel	Gel	Gel	0.13 mg/ml
FeSSIF	30 min	Gel	Gel	Gel	0.66 mg/ml
	24h	Gel	Gel	Gel	0.31 mg/ml
Demi- Water	30 min	156.51 mg/ml ± 24.19	45.04 mg/ml ± 1.26	49.27 mg/ml ± 0.91	n.a.
	24h	109.72 mg/ml ± 8.61	Gel	Gel	Not soluble

Data arithmetic mean ± standard deviation

n.a. not available

The results show that solubility of Aramchol salts is pH dependent: at acidic pH (pH 1.2-6.5) it is poorly soluble, with solubility increasing at pH 7 and above. At pH 7, 7.4 similar solubilities are demonstrated for all three salts. However, surprisingly, a relatively large increase in solubility (5 fold) is demonstrated for N-methylglucamine salt upon increase of pH from 7.4 (PBS) to pH 7.8 (demi-water), compared to the two other salts.

Overall, comparison of solubility between Aramchol (free acid) and salts demonstrates higher solubility for Aramchol salts at physiological relevant pH (30,000 fold increase in concentration at pH 7.4).

Example 6 - *In vivo* permeability experiments in cannulated rats

An *in vivo* permeability study of Aramchol salts was performed in male Wistar rats cannulated in the jugular vein and in the jejunum. Intestinal cannulation was performed in order to bypass protonation of Aramchol salts in acidic gastric pH.

5 Aramchol salts solubilized in PBS (30mg/mL) were administered to rats intestine (jejunum) in a dose of 100mg/kg (based on free acid), via a cannula inserted into the proximal side of the jejunum. A suspension of Aramchol free acid (in PBS, 30mg/mL) was administered via the same route and was used as control. Blood samples were withdrawn via a cannula inserted into jugular vein at pre-determined

10 time points (pre-dose, 1hr, 2hr, 4hr, 8hr, 12hr, 24hr post dose). Plasma concentrations of Aramchol (free acid) were measured using a liquid chromatography-tandem mass spectrometry (LC-MS-MS) method by Analyst Bioanalytical Laboratories, Israel. All PK parameters were calculated using non-compartmental analysis. Only those plasma concentrations equal to or greater than

15 the lower limit of quantitation (LOQ) (48.66 ng/mL) were used in the analysis. Plasma concentrations < LOQ that occurred from pre-dose to the first concentration \geq LOQ were treated as 0. Actual sampling times were used for all pharmacokinetic analyses. The following PK parameters were calculated: maximum plasma concentration (C_{max}), time to C_{max} (T_{max}), area under the plasma concentration-time

20 curve from time of administration until the last plasma concentration (AUC_{0-t}), $AUC/dose$, and elimination half-life ($t_{1/2}$). C_{max} and T_{max} were taken directly from the data. Area under the curve from zero to the final sample with a concentration \geq LOQ. AUC_{0-t} was calculated using the linear trapezoidal method.

As shown in Table 8, the mean \pm standard error C_{max} and $AUC/dose$ of

25 Aramchol (free acid) were lower compared to the three salts N-methylglucamine, lysine and tromethamine. A substantial increase in both $AUC/dose$ and C_{max} was observed for N-methylglucamine salt, compared to Aramchol free acid (Figure 9). Averaged across the 2 parameters, the increase was 2.6 fold and 3.6 fold for $AUC/dose$ and C_{max} , respectively.

Taken together the data show increased systemic exposure for all Aramchol salts, compared to free acid form, supporting the role of aqueous solubility in absorption of Aramchol.

Table 8 - Summary of PK parameters for Aramchol (free acid) after intrajejunal administration of Aramchol and Aramchol salts

Parameter	Aramchol (free acid)	N-Methylglucamine salt	Lysine salt	Tromethamine salt
C_{max} (ng/mL)	1362.3 ± 359.1 (5)	5012.1 ± 1879.9 (5)	7294.2 ± 5463.0 (5)	2254.9 ± 208.3 (4)
T_{max} (hr)	4.0 (5)	4.0 (5) [2-4]	2.0 (5) [2-4]	2.0 (4) [2-4]
AUC _{0-t} (hr x ng/mL)	12129.7 ± 3626.2 (5)	33625.2 ± 9567.7 (5)	26460.3 ± 9415.5 (5)	18583.9 ± 2283.8 (4)
AUC/dose (hr x ng x kg /mL x mg)	124.2 ± 38.9 (5)	331.7 ± 82.5 (5)	270.0 ± 99.0 (5)	184.7 ± 22.7 (4)
$t_{1/2}$ (hr)	4.5 (1)	5.2 ± 1.0 (5)	5.2 ± 1.0 (5)	6.5 ± 2.4 (4)

Arithmetic mean ± standard error (N) except for T_{max} for which the median (N) [Range] is reported. N: number of animals in each group.

Conclusions

About 30 pharmaceutically acceptable bases were screened in an effort to prepare Aramchol salts. Of them, amine-based salts were found to be suitable and in particular three salts of Aramchol have been selected as preferred salts. As demonstrated herein, the N-methylglucamine, lysine and tromethamine salts of Aramchol have been prepared and have been shown to possess advantageous properties. Several unexpected findings related to Aramchol salts in general, and the three preferred salts in particular, are summarized hereinbelow.

1) The selection of a suitable base for formation of pharmaceutically suitable Aramchol salts is not trivial. There is no clear correlation of the base molecular weight, pKa, presence of polar groups, or steric factors on salt formation.

- 2) Substantial solubility differences across a narrow pH range (7.0-7.8) were also unexpected. For example the three tested salts show similar solubility in pH 7 and 7.4. However, solubility of N-methylglucamine in demi-water (pH 7.8) is 5 fold higher than in pH 7.4, while for the other two salts the difference is relatively low.
- 3) Predicting the ability of an Aramchol salt to remain in solution is not trivial or even possible. For example, the finding that the N-methylglucamine salt shows relatively higher stability in solution compared with the other two salts was not expected or obvious (Table 7). For example, at pH=7.8 (demi-water), both the tromethamine salt and lysine salt solutions turned into gels after 24 hours, while the N-methylglucamine salt remained as a solution.

In addition, the experiments on Aramchol salts demonstrate several advantageous properties compared to the Aramchol free acid:

In vitro solubility of Aramchol salts is correlated to their *in vivo* absorption: The increased solubility of the three salts, compared to Aramchol free acid in physiological medium (pH buffer 7-7.8) results in increased exposure (measured by C_{max} and AUC). Moreover, higher exposure of N-methylglucamine compared to lysine and tromethamine salts may be correlated to its increased propensity to remain in solution and not form precipitates or gels.

Finally, the relatively higher values of bulk and tapped density for N-methylglucamine salt (compared to Aramchol free acid) suggest that its improved flow properties may facilitate simpler tablet or capsule production. This may lead to the omission of additional processing steps such as wet granulation or other steps designed to overcome to compressibility problem of low density powders or filling limitations in hard capsules.

All references cited herein are hereby expressly incorporated by reference in their entirety. While certain embodiments of the invention have been illustrated and described, it is to be clear that the invention is not limited to the embodiments described herein. Numerous modifications, changes, variations, substitutions and

equivalents will be apparent to those skilled in the art without departing from the spirit and scope of the present invention as described by the claims, which follow.

CLAIMS

1. A pharmaceutical composition in unit dosage form comprising a therapeutically effective amount of a salt of 3 β -arachidylamido-7 α ,12 α -dihydroxy-5 β -cholan-24-oic acid (Aramchol) with an amine, in which the Aramchol component
5 is present in an amount of about 10 to 400 mg based on the weight of Aramchol free acid; and optionally at least one pharmaceutically acceptable carrier, diluent, vehicle or excipient.
2. The pharmaceutical composition of claim 1, wherein the amount of said Aramchol component is selected from the group consisting of (i) 10 to 25 mg; (ii) 10
10 to 100 mg; (iii) 30 to 100 mg; (iv) 30 to 200 mg; (v) 100 to 200 mg; (vi) 30 to 300 mg; (vii) 100 to 300 mg; and (viii) 200 to 300 mg.
3. The pharmaceutical composition according to claim 1, wherein the amine is selected from the group consisting of ammonia, a primary amine, a secondary amine, a tertiary amine, a quaternary ammonium compound, an amino alcohol, an
15 amino sugar and an amino acid.
4. The pharmaceutical composition according to claim 2, wherein the amine is selected from the group consisting of an amino alcohol, an amino sugar and an amino acid.
5. The pharmaceutical composition according to claim 1, wherein the salt is
20 selected from the group consisting of ammonium, benzathine, trimethylglycine (betaine), ethanolamine, diethanolamine, diethylamine, arginine, lysine, choline, deanol, 2-diethylaminoethanol, N-methylglucamine (meglumine), N-ethylglucamine (eglumine), and tromethamine salts.
6. The pharmaceutical composition according to claim 1, comprising 3 β -
25 arachidylamido-7 α ,12 α -dihydroxy-5 β -cholan-24-oic acid lysine salt.
7. The pharmaceutical composition according to claim 1, comprising 3 β -
arachidylamido-7 α ,12 α -dihydroxy-5 β -cholan-24-oic acid tromethamine salt.

8. The pharmaceutical composition according to claim 1, comprising 3 β -arachidylamido-7 α ,12 α -dihydroxy-5 β -cholan-24-oic acid N-methylglucamine salt.
9. The pharmaceutical composition according to any one of claims 1 to 7, wherein the salt is in a crystalline form.
- 5 10. The pharmaceutical composition according to any one of claims 1 to 7, wherein the salt is in an amorphous form.
11. The pharmaceutical composition according to claim 1, wherein the ratio between the 3 β -arachidylamido-7 α ,12 α -dihydroxy-5 β -cholan-24-oic acid and the amine is about 1:1.
- 10 12. The pharmaceutical composition of claim 1, in a form suitable for oral administration to a human subject.
13. The pharmaceutical composition of claim 12, formulated in solid oral dosage form.
14. The pharmaceutical composition of claim 1, formulated in a form selected
15 from the group consisting of tablets, pills, capsules, pellets, granules, powders, lozenges, sachets, cachets, patches, elixirs, suspensions, dispersions, emulsions, solutions, syrups, aerosols, ointments, soft and hard gelatin capsules, suppositories, sterile injectable solutions, and sterile packaged powders.
15. The pharmaceutical composition of claim 1, wherein the amount of said
20 Aramchol component is 10 to 25 mg.
16. The pharmaceutical composition of claim 1, wherein the amount of said Aramchol component is 10 to 100 mg.
17. The pharmaceutical composition of claim 1, wherein the amount of said Aramchol component is 30 to 100 mg.
- 25 18. The pharmaceutical composition of claim 1, wherein the amount of said Aramchol component is 30 to 200 mg.

19. The pharmaceutical composition of claim 1, wherein the amount of said Aramchol component is 100 to 200 mg.
20. The pharmaceutical composition of claim 1, wherein the amount of said Aramchol component is 30 to 300 mg.
- 5 21. The pharmaceutical composition of claim 1, wherein the amount of said Aramchol component is 100 to 300 mg.
22. The pharmaceutical composition of claim 1, wherein the amount of said Aramchol component is 200 to 300 mg.
23. A method of treating a condition associated with fatty liver in a human
10 subject in need thereof, comprising the step of administering to the subject a pharmaceutical composition in unit dosage form comprising a therapeutically effective amount of a salt of 3 β -arachidylamido-7 α ,12 α -dihydroxy-5 β -cholan-24-oic acid (Aramchol) with an amine, in which the Aramchol component is present in an amount of about 10 to 400 mg, based on the weight of Aramchol free acid; and
15 optionally at least one pharmaceutically acceptable carrier, diluent, vehicle or excipient.
24. The method of claim 22, wherein the amount of said Aramchol component is selected from the group consisting of (i) 10 to 25 mg; (ii) 10 to 100 mg; (iii) 30 to 100 mg; (iv) 30 to 200 mg; (v) 100 to 200 mg; (vi) 30-300 mg; (vii) 100-300 mg;
20 (viii) 200 to 300 mg; and (ix) 300 to 400 mg.
25. The method of claim 22, wherein the composition is administered to said subject in a dosage regimen selected from the group consisting of: (i) once a day; (ii) 2 to 4 separate administrations per day; (iii) 2 to 4 separate administrations per week; and (iv) 2 to 4 separate administrations per month.
- 25 26. The method of claim 22, wherein a therapeutically effective amount of the salt in which the Aramchol component is present in an amount of 200 to 300 mg is administered daily to said subject.

27. The method of claim 22, wherein a therapeutically effective amount of the salt in which the Aramchol component is present in an amount of about 260 mg is administered daily to said subject.
28. The method of claim 22, wherein a therapeutically effective amount of the salt in which the Aramchol component is present in an amount of 300 to 400 mg is administered daily to said subject.
29. The method of claim 22, wherein a therapeutically effective amount of the salt in which the Aramchol component is present in an amount of about 400 mg is administered daily to said subject.
30. The method of claim 22, for treating Non Alcoholic SteatoHepatitis (NASH) in said subject.
31. The method of claim 22, wherein said composition is formulated as a solid oral dosage form.
32. A method of treating a disease or condition amenable for treatment by 3 β -arachidylamido-7 α ,12 α -dihydroxy-5 β -cholan-24-oic acid (Aramchol) in a human subject in need thereof, comprising the step of administering to the subject a pharmaceutical composition in unit dosage form comprising a therapeutically effective amount of a salt of Aramchol with an amine, in which the Aramchol component is present in an amount of about 10 to 400 mg, based on the weight of Aramchol free acid; and optionally at least one pharmaceutically acceptable carrier, diluent, vehicle or excipient.
33. The method of claim 32, wherein the disease or condition is selected from the group consisting of conditions associated with fatty liver, high cholesterol levels in the blood, altered glucose metabolism, gallstones, amyloid plaque deposits and arteriosclerosis.
34. A pharmaceutical composition according to any one of claims 1-22, for use in the treatment of a disease or condition amenable for treatment by Aramchol in a human subject in need thereof.

35. The pharmaceutical composition for use according to claim 34, wherein the disease or condition is selected from the group consisting of conditions associated with fatty liver, high cholesterol levels in the blood, altered glucose metabolism, gallstones, amyloid plaque deposits and arteriosclerosis.

5 36. Use of a pharmaceutical composition according to any one of claims 1-22, for the preparation of a medicament for use in the treatment of a disease or condition amenable for treatment by Aramchol in a human subject in need thereof.

37. The use according to claim 35, wherein the disease or condition is selected from the group consisting of conditions associated with fatty liver, high cholesterol
10 levels in the blood, altered glucose metabolism, gallstones, amyloid plaque deposits and arteriosclerosis.

1/9

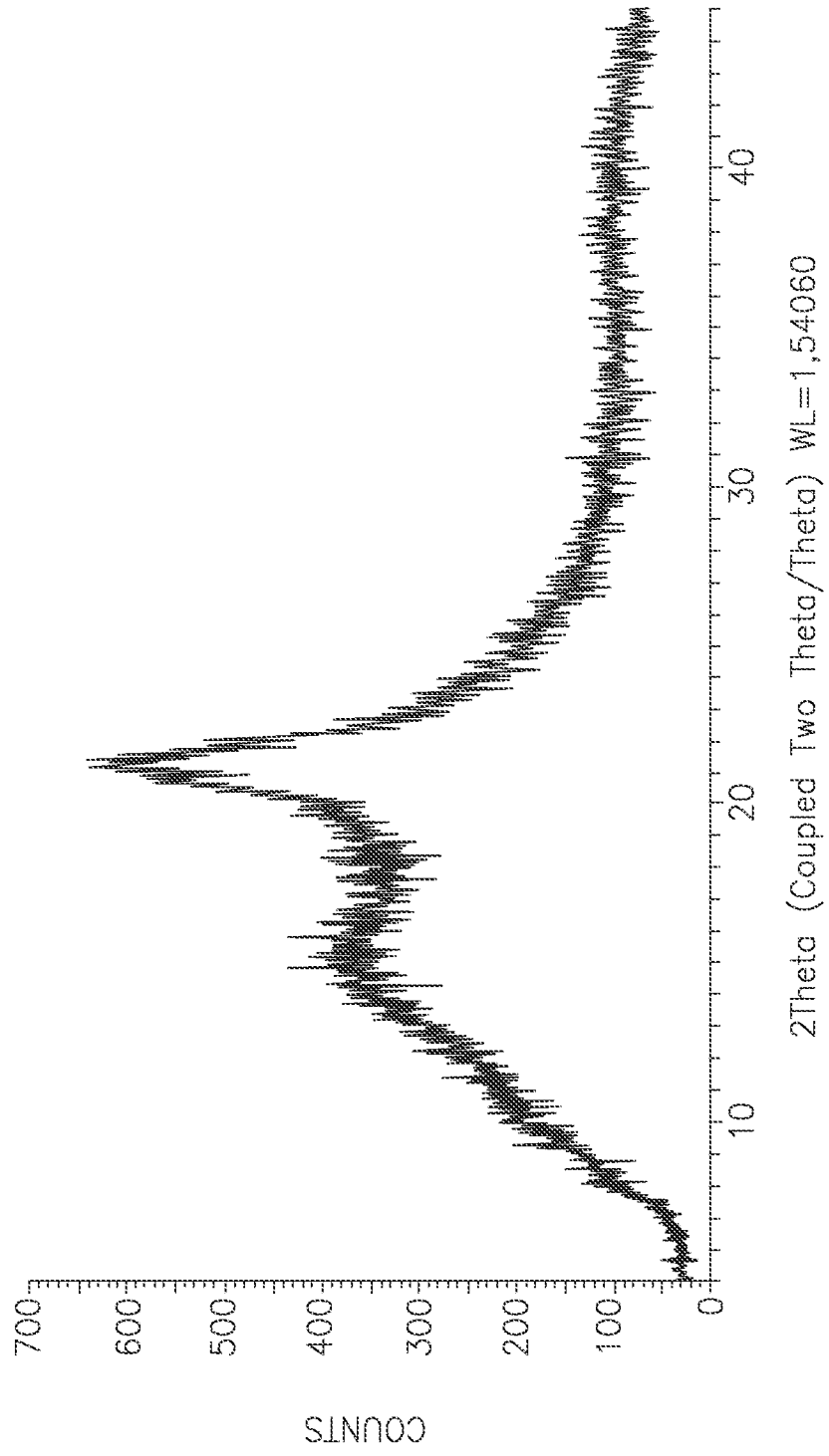


Figure 1

2/9

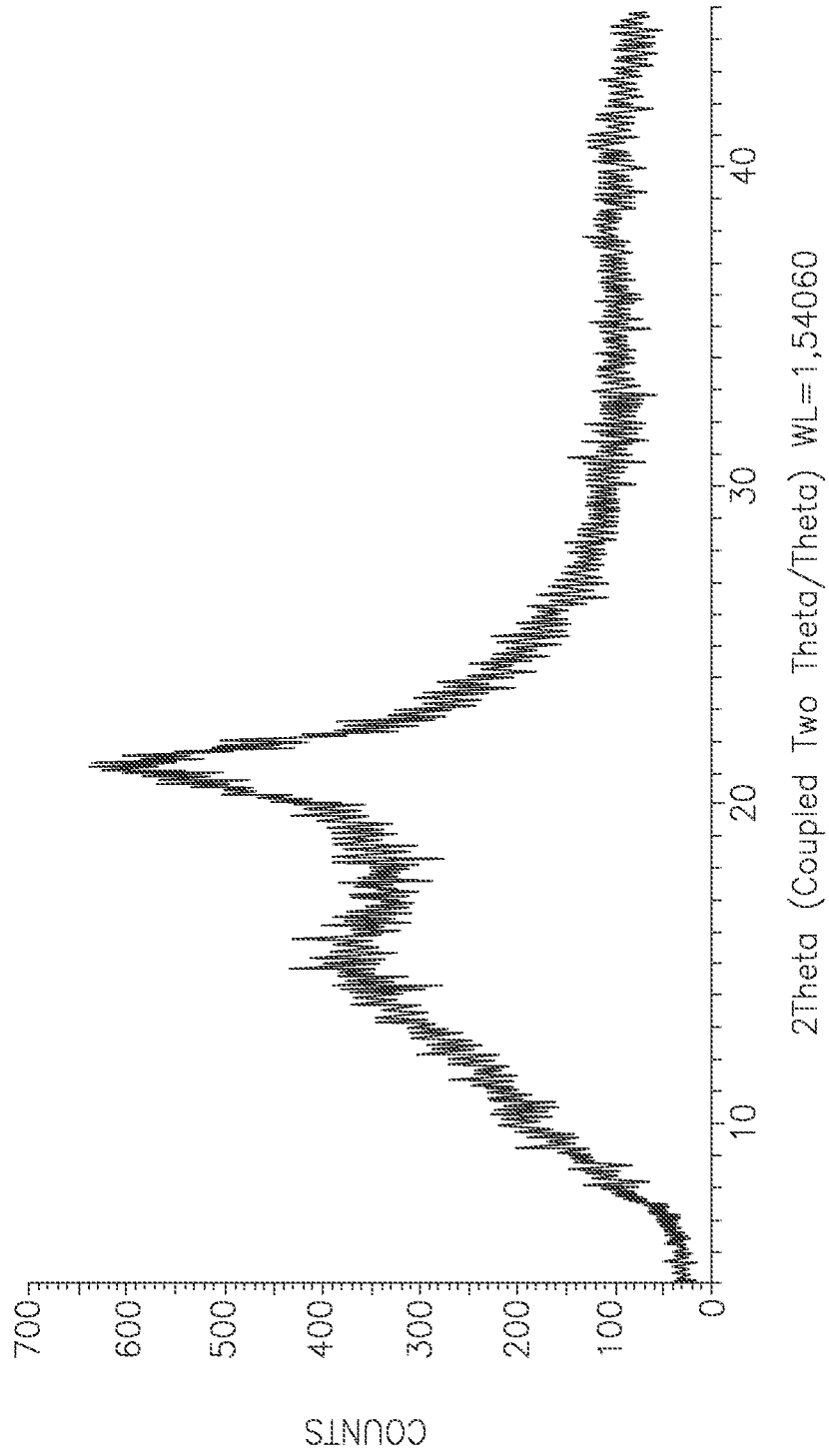


Figure 2

3/9

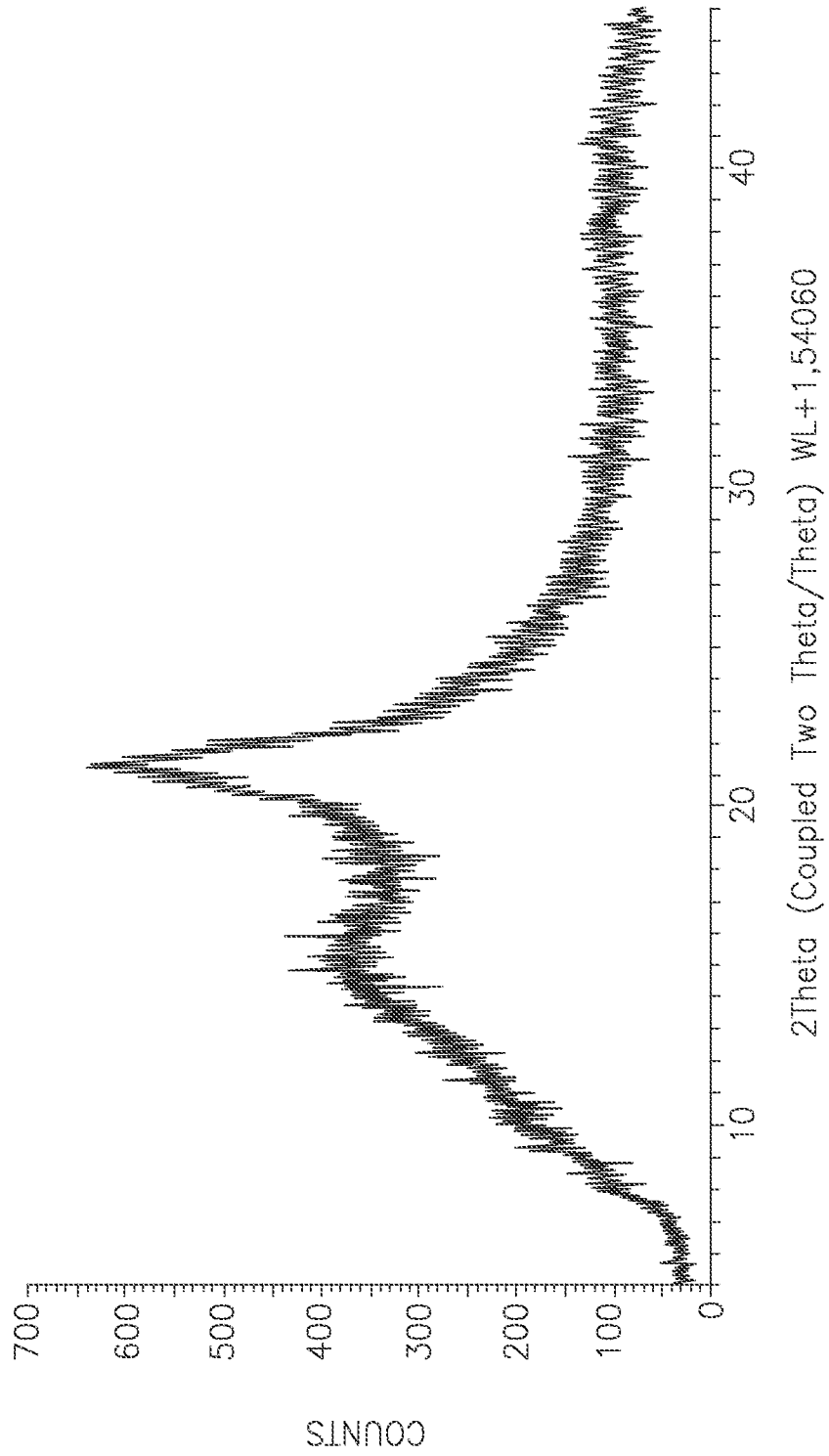


Figure 3

4/9

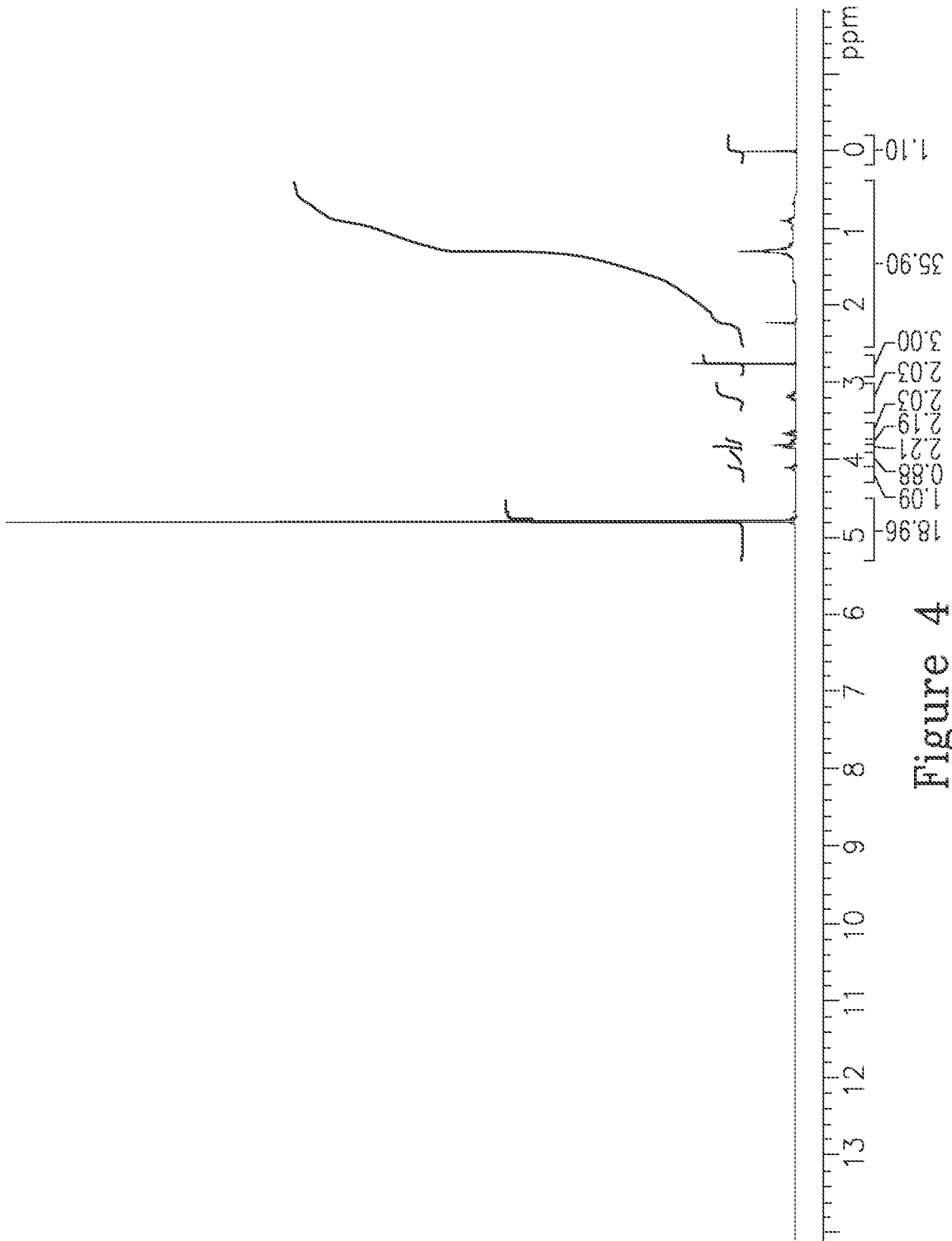



Figure 4

5/9



6/9

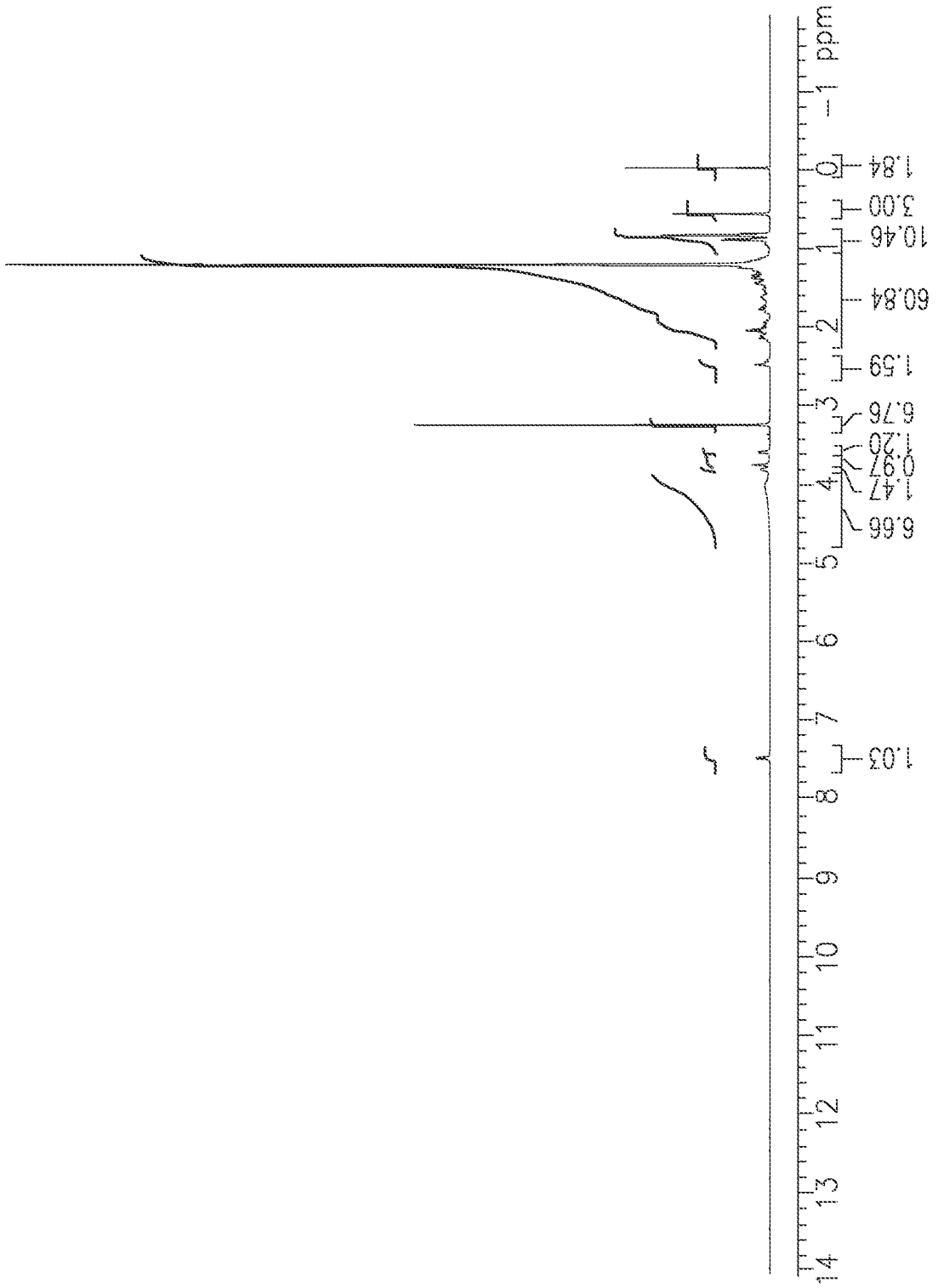


Figure 6

7/9

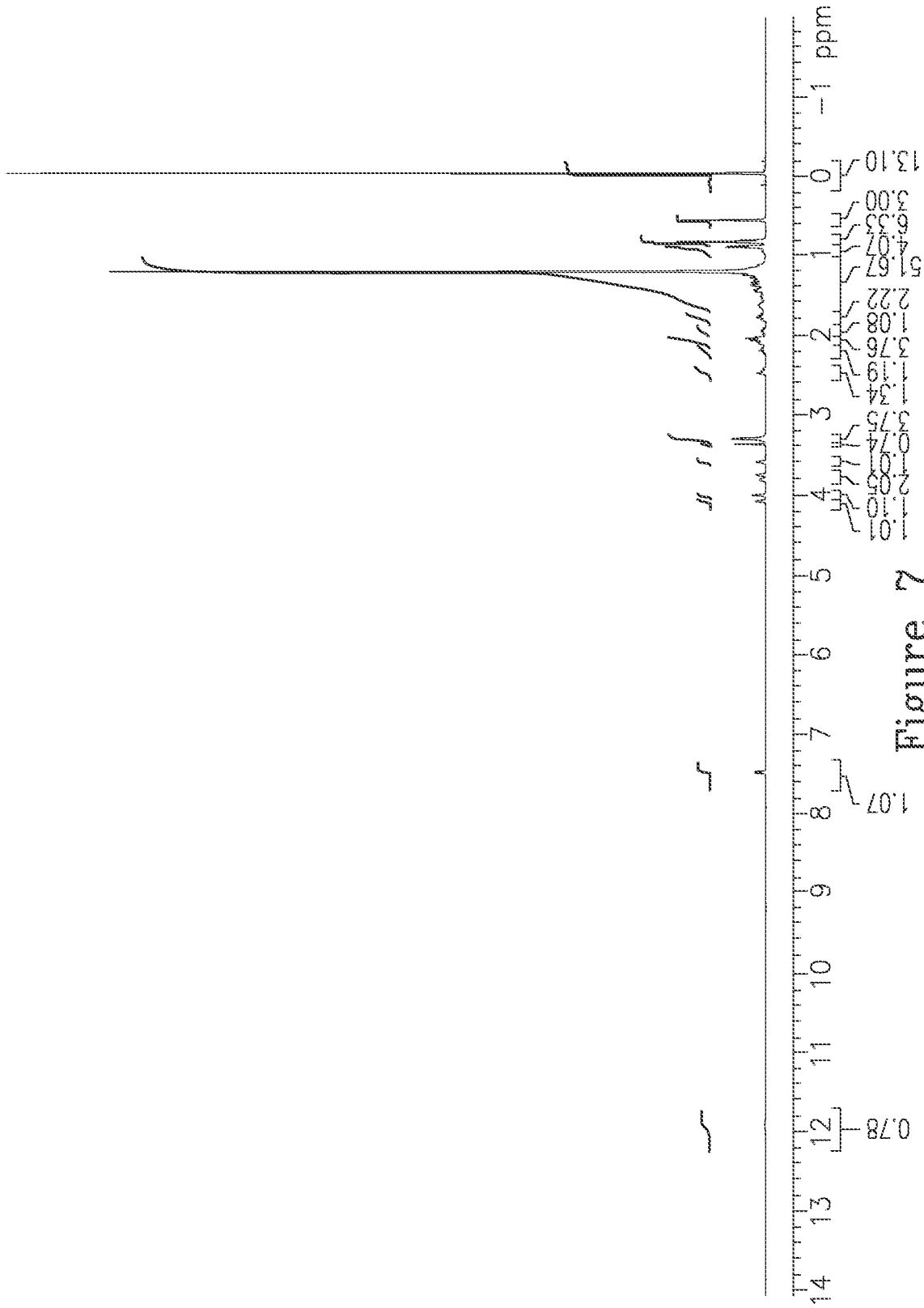


Figure 7

Data: 28Apr 2014
Time: 3:41 pm
File: CS-M-2014-41020 CS11-153EZ862-42-1 N-Me-Glucamine salt.xls
Sample: CS-M-2014-41020CS11-153EZ862-42-1 N-Me-Glucamine salt
Temp: 24.7°C
Meth: Elongated Drying Full Cycle 25C.SAO
MRef: 62.2417

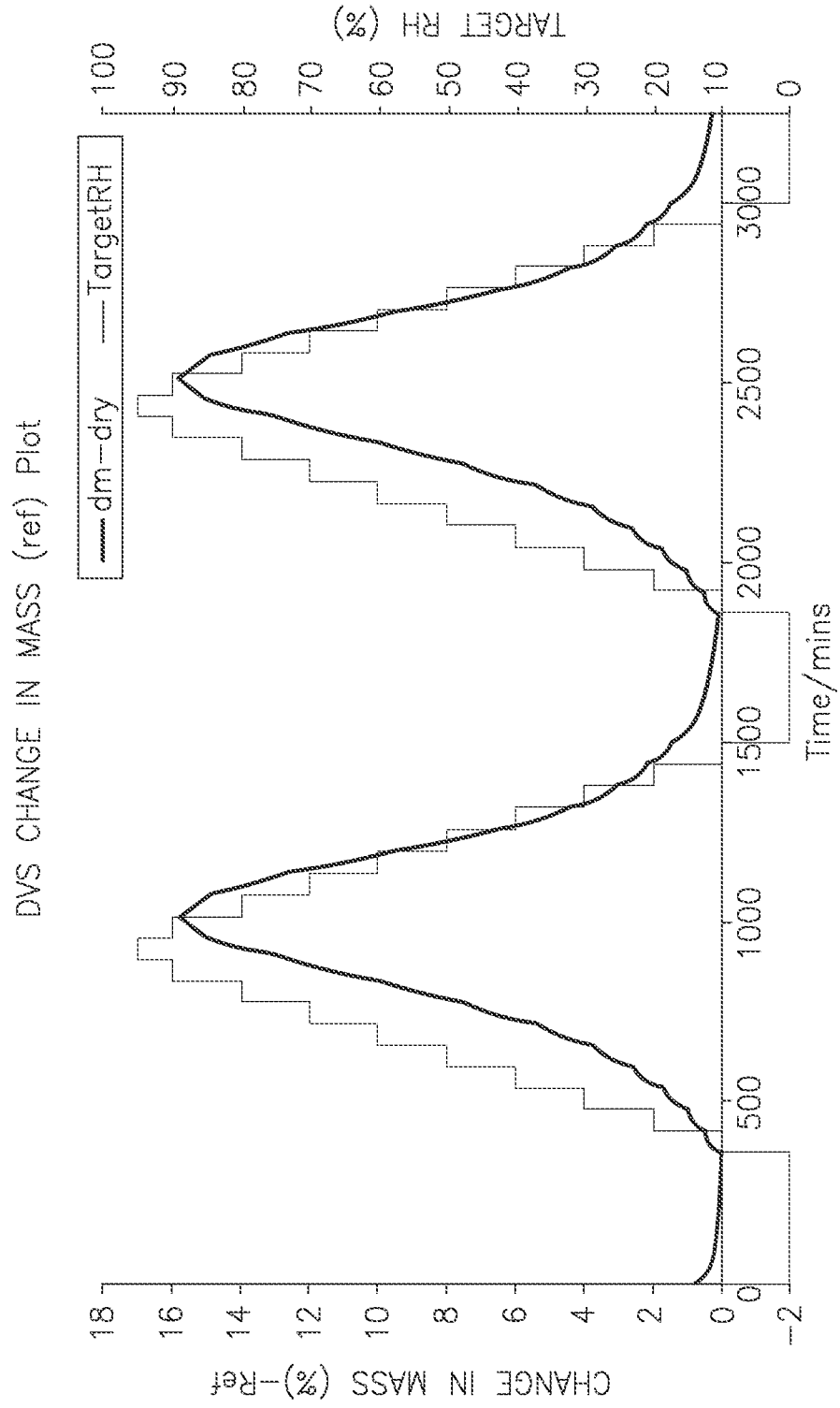


Figure 8

9/9

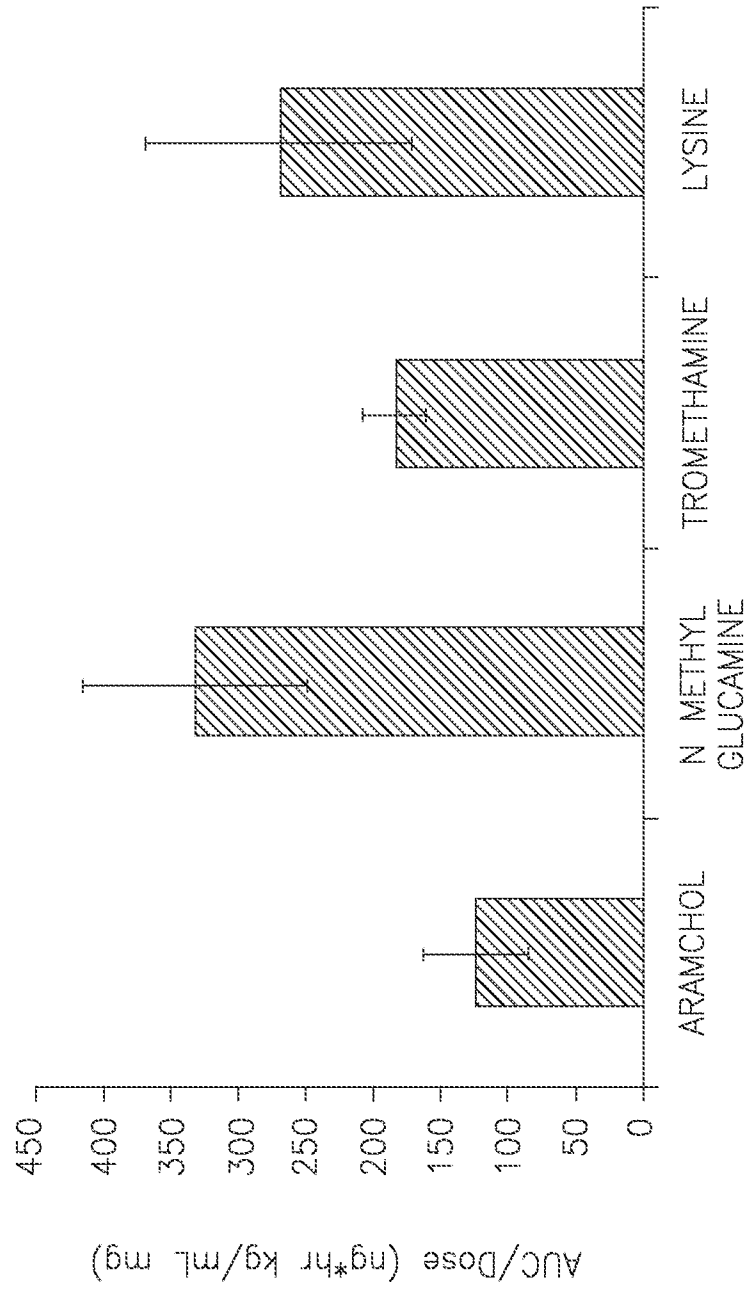


Figure 9

INTERNATIONAL SEARCH REPORT

International application No.

PCT/IL2016/050595

A. CLASSIFICATION OF SUBJECT MATTER

IPC (2016.01) A61K 31/20, A61K 31/575, A61K 31/13, A61K 9/20, A61K 9/40, A61K 9/14, A61P 1/16, A61P 9/10, A61K 47/06

According to International Patent Classification (IPC) or to both national classification and IPC

B. FIELDS SEARCHED

Minimum documentation searched (classification system followed by classification symbols)

IPC (2016.01) A61K 31/20, A61K 31/575, A61K 9/14, A61K 9/20, A61K 9/40, A61K 31/13, A61P 1/16, A61P 9/10, A61K 47/06

Documentation searched other than minimum documentation to the extent that such documents are included in the fields searched

Electronic data base consulted during the international search (name of data base and, where practicable, search terms used)

Databases consulted: NCBI, PATENTSCOPE, THOMSON INNOVATION, Eponline, Esp@cenet, Google Patents, MEDLINE, Google Scholar, PatBase

Search terms used: Aramchol, arachidylamido, arachidonic, cholic acid, fatty acid, bile acid, amine, ammonium, salt, anion, cation, lysine.

C. DOCUMENTS CONSIDERED TO BE RELEVANT

Category*	Citation of document, with indication, where appropriate, of the relevant passages	Relevant to claim No.
Y	US 20120214872 A1 GILAT TUVIA ET AL 23 Aug 2012 (2012/08/23) abstract, examples 5, 3	1-14,16-37
Y	US 2009149537 A1 GALMED INT LTD 11 Jun 2011 (2011/06/11) abstract, example 3.3	1-14,16-37
Y	WO 2010086864 A1 GALMED INT LTD 05 Aug 2010 (2010/08/05) example 2,3, figures 1-3, claim 9, page 17 lines 15-22	1-14,16-37
Y	US 2252863 A SEARLE & CO 19 Aug 1941 (1941/08/19) abstract	1-14,16-37

Further documents are listed in the continuation of Box C.

See patent family annex.

* Special categories of cited documents:

“A” document defining the general state of the art which is not considered to be of particular relevance

“E” earlier application or patent but published on or after the international filing date

“L” document which may throw doubts on priority claim(s) or which is cited to establish the publication date of another citation or other special reason (as specified)

“O” document referring to an oral disclosure, use, exhibition or other means

“P” document published prior to the international filing date but later than the priority date claimed

“T” later document published after the international filing date or priority date and not in conflict with the application but cited to understand the principle or theory underlying the invention

“X” document of particular relevance; the claimed invention cannot be considered novel or cannot be considered to involve an inventive step when the document is taken alone

“Y” document of particular relevance; the claimed invention cannot be considered to involve an inventive step when the document is combined with one or more other such documents, such combination being obvious to a person skilled in the art

“&” document member of the same patent family

Date of the actual completion of the international search

25 Sep 2016

Date of mailing of the international search report

25 Sep 2016

Name and mailing address of the ISA:

Israel Patent Office
Technology Park, Bldg.5, Malcha, Jerusalem, 9695101, Israel
Facsimile No. 972-2-5651616

Authorized officer

SHERAN Tally
Telephone No. 972-2-5651730

INTERNATIONAL SEARCH REPORT
Information on patent family members

International application No.
PCT/IL2016/050595

Patent document cited search report			Publication date	Patent family member(s)	Publication Date
US	20120214872	A1	23 Aug 2012	NONE	
<hr/>					
US	2009149537	A1	11 Jun 2011	US 2009149537	A1 11 Jun 2009
				US 8110564	B2 07 Feb 2012
				AT 222923	T 15 Sep 2002
				AT 365044	T 15 Jul 2007
				AT 432705	T 15 Jun 2009
				AU 742944	B2 17 Jan 2002
				AU 3051599	A 01 Nov 1999
				AU 2002307771	B2 19 Oct 2006
				AU 2007200191	A1 08 Feb 2007
				AU 2007200191	B2 04 Sep 2008
				AU 2008249537	A1 18 Dec 2008
				BR 0208924	A 20 Apr 2004
				BR 9909908	A 26 Dec 2000
				BR 9909908	B1 18 Mar 2014
				CA 2325933	A1 21 Oct 1999
				CA 2325933	C 10 Jun 2008
				CA 2444266	A1 24 Oct 2002
				CA 2444266	C 27 Jul 2010
				CA 2703688	A1 24 Oct 2002
				CA 2703688	C 31 Jul 2012
				CN 1529603	A 15 Sep 2004
				CN 1259918	C 21 Jun 2006
				CN 1296492	A 23 May 2001
				CN 100386339	C 07 May 2008
				CZ 20032710	A3 14 Apr 2004
				CZ 300489	B6 03 Jun 2009
				CZ 20003625	A3 17 Jan 2001
				CZ 300824	B6 19 Aug 2009
				DE 60220775	D1 02 Aug 2007

INTERNATIONAL SEARCH REPORT
Information on patent family members

International application No.
PCT/IL2016/050595

Patent document cited search report	Publication date	Patent family member(s)	Publication Date
		DE 60220775 T2	06 Mar 2008
		DE 60232559 D1	16 Jul 2009
		DE 69902647 D1	02 Oct 2002
		DE 69902647 T2	24 Apr 2003
		DK 1071702 T3	30 Dec 2002
		DK 1379254 T3	15 Oct 2007
		DK 1790346 T3	12 Oct 2009
		EA 003392 B1	24 Apr 2003
		EA 007565 B1	29 Dec 2006
		EP 1071702 A1	31 Jan 2001
		EP 1071702 B1	28 Aug 2002
		EP 1379254 A1	14 Jan 2004
		EP 1379254 B1	20 Jun 2007
		EP 1790346 A2	30 May 2007
		EP 1790346 A3	22 Aug 2007
		EP 1790346 B1	03 Jun 2009
		ES 2183526 T3	16 Mar 2003
		ES 2289137 T3	01 Feb 2008
		ES 2328966 T3	19 Nov 2009
		HU 0101653 A2	28 Dec 2001
		HU 0101653 A3	28 Feb 2002
		HU 229513 B1	28 Jan 2014
		HU 0400801 A2	30 Aug 2004
		HU 0400801 A3	28 Sep 2012
		ID 26042 A	16 Nov 2000
		IL 123998 A	27 Sep 2004
		IL 142650 D0	10 Mar 2002
		IL 142650 A	03 Jun 2007
		JP 2004525962 A	26 Aug 2004
		JP 4324706 B2	02 Sep 2009
		JP 2002511482 A	16 Apr 2002

INTERNATIONAL SEARCH REPORT
Information on patent family members

International application No.
PCT/IL2016/050595

Patent document cited search report	Publication date	Patent family member(s)	Publication Date
		JP 5031942 B2	26 Sep 2012
		KR 20030092063 A	03 Dec 2003
		KR 100883080 B1	10 Feb 2009
		MX PA03009553 A	24 May 2004
		NO 20004998 D0	04 Oct 2000
		NO 20004998 A	06 Dec 2000
		NO 316875 B1	07 Jun 2004
		NO 20034609 D0	15 Oct 2003
		NO 20034609 A	28 Nov 2003
		NO 333910 B1	14 Oct 2013
		NO 20131219 A	28 Nov 2003
		NO 335087 B1	08 Sep 2014
		NZ 507309 A	30 Jun 2003
		NZ 528868 A	30 Sep 2005
		PL 343360 A1	13 Aug 2001
		PL 199271 B1	30 Sep 2008
		PL 366585 A1	07 Feb 2005
		PL 205057 B1	31 Mar 2010
		PL 211438 B1	31 May 2012
		PT 1071702 E	31 Jan 2003
		PT 1379254 E	10 Jul 2007
		PT 1790346 E	04 Sep 2009
		SI 1071702 T1	30 Apr 2003
		TR 200002876 T2	21 Dec 2000
		UA 70318 C2	15 Oct 2004
		UA 78699 C2	25 Apr 2007
		US 6384024 B1	07 May 2002
		US 6395722 B1	28 May 2002
		US 2002091111 A1	11 Jul 2002
		US 6589946 B2	08 Jul 2003
		US 2004121993 A1	24 Jun 2004

INTERNATIONAL SEARCH REPORT
Information on patent family members

International application No. PCT/IL2016/050595
--

Patent document cited search report	Publication date	Patent family member(s)	Publication Date
		US 7501403 B2	10 Mar 2009
		US 2012214872 A1	23 Aug 2012
		US 8975246 B2	10 Mar 2015
		WO 9952932 A1	21 Oct 1999
		WO 02083147 A1	24 Oct 2002
<hr/>			
WO 2010086864 A1	05 Aug 2010	WO 2010086864 A1	05 Aug 2010
		EP 2391370 A1	07 Dec 2011
		EP 2391370 B1	03 Jun 2015
		IL 214340 D0	27 Sep 2011
		US 2012157419 A1	21 Jun 2012
<hr/>			
US 2252863 A	19 Aug 1941	US 2252863 A	19 Aug 1941
<hr/>			