

# S. S. Porter . Portable Fence.

117325

PATENTED JUL 25 1871

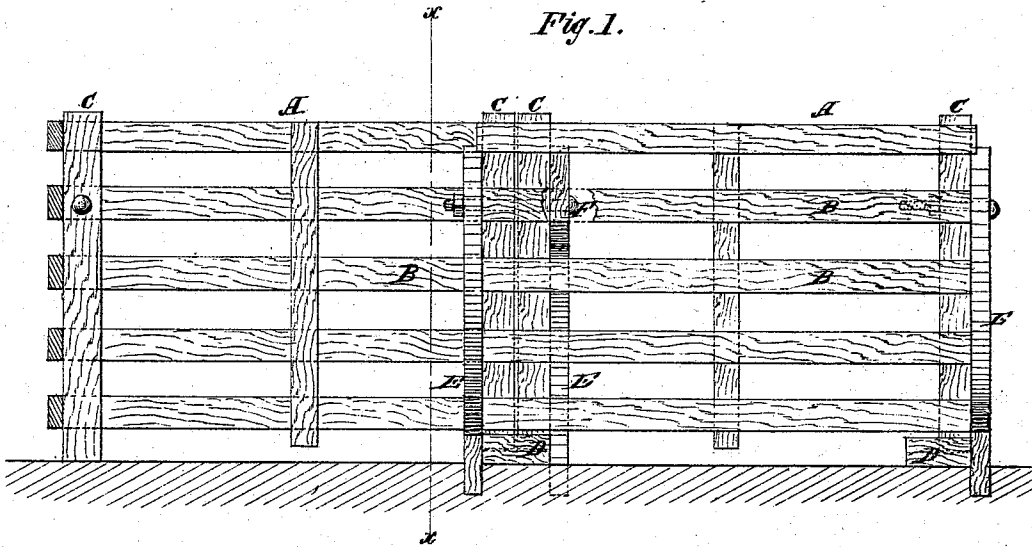


Fig. 2.

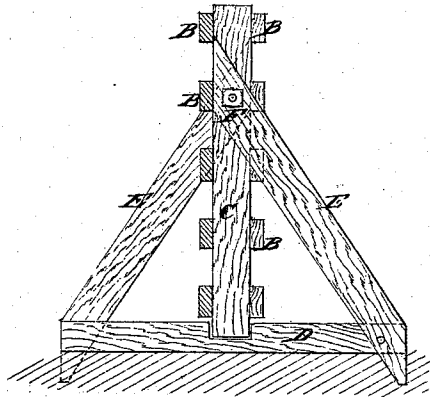


Fig. 3.

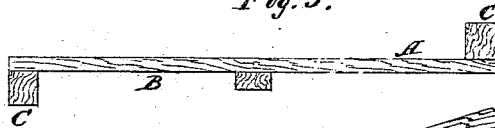
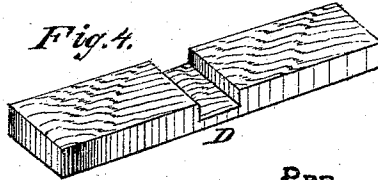


Fig. 4.



Witnesses:

*P. C. Dutrieux*  
*Wm. H. C. Smith.*

Inventor:

*S. S. Porter.*

PER

*Munroe*  
Attorneys.

# UNITED STATES PATENT OFFICE.

SAMUEL S. PORTER, OF BROAD FORD, PENNSYLVANIA.

## IMPROVEMENT IN FENCES.

Specification forming part of Letters Patent No. 117,325, dated July 25, 1871.

*To all whom it may concern:*

Be it known that I, SAMUEL S. PORTER, of Broad Ford, in the county of Fayette and State of Pennsylvania, have invented a new and useful Improvement in Portable Fence; and I do hereby declare that the following is a full, clear, and exact description thereof, which will enable others skilled in the art to make and use the same, reference being had to the accompanying drawing forming part of this specification.

This invention relates to a new and useful improvement in fences for farm and other purposes; and consists in the construction and arrangement of parts hereinafter described.

In the accompanying drawing, Figure 1 represents an elevation of two panels of the fence. Fig. 2 is a vertical cross-section of Fig. 1 taken on the line *x x*. Fig. 3 is a top view of one of the panels. Fig. 4 is a top view of one of the bed-pieces of the fence.

Similar letters of reference indicate corresponding parts.

A represents the panels of the fence, composed of rails B and posts C, fastened together with nails, or in any suitable manner. The posts may be placed both upon one side or a post upon each side of the panel, as may be deemed best. D represents the bed-pieces; E, the braces. The bed-pieces rest upon the ground, in the top of which a "gain" is cut to receive the bottom ends of the

posts, as seen in Fig. 2. The posts of the panels stand up in the gain of the bed-piece in contact with each other, and are fastened together by a bolt, F. When the ground is undulating the posts will separate at either top or bottom, and the bolt must be, as regards its length, to correspond. The braces E are made to extend below the bed-piece and enter the ground, as seen in Fig. 2. Their upper ends are secured to the posts by the same bolt F, as represented. By removing the bolt the panels, as well as the braces and bed-pieces, are left free and may be removed without trouble, but in practice it is necessary to fasten the braces to the bed-pieces in some manner.

By the above construction and arrangement of parts a most durable and substantial fence is made, requiring very little labor either to construct and prepare the different parts or to put it down.

Having thus described my invention, I claim as new and desire to secure by Letters Patent—

A fence composed of the panels A, bed-pieces D, braces E, and bolt F, arranged substantially as shown and described.

SAMUEL S. PORTER.

Witnesses:

A. W. STRICKLER,  
E. C. PORTER.