



US00D720407S

(12) **United States Design Patent**
Fujino et al.

(10) **Patent No.:** **US D720,407 S**

(45) **Date of Patent:** **** Dec. 30, 2014**

(54) **PORTABLE COMPUTER**

(71) Applicant: **Nintendo Co., Ltd., Kyoto (JP)**

(72) Inventors: **Takaki Fujino, Kyoto (JP); Yui Ehara, Kyoto (JP); Tetsuya Akama, Kyoto (JP); Kochi Kawai, Kyoto (JP); Kazuhiko Koriyama, Kyoto (JP)**

(73) Assignee: **Nintendo Co., Ltd., Kyoto (JP)**

(**) Term: **14 Years**

(21) Appl. No.: **29/478,578**

(22) Filed: **Jan. 7, 2014**

(30) **Foreign Application Priority Data**

Aug. 23, 2013 (JP) 2013-019289

(51) **LOC (10) CI.** **21-01**

(52) **U.S. CI.**
USPC **D21/333; D14/203.7; D21/329**

(58) **Field of Classification Search**
CPC **A63F 9/00; A63F 9/24; A63F 13/00; G06F 17/00; G06F 19/00; G07F 17/32; H01H 9/20**
USPC **D21/324-333; D14/341-346, 356, 432, D14/496, 507, 399-401; 273/148 B; 463/1, 463/29-47; 345/156-161, 168, 169, 172; 341/22, 23**
See application file for complete search history.

(56) **References Cited**

U.S. PATENT DOCUMENTS

4,511,406 A * 4/1985 Miller 106/18.14
5,085,798 A * 2/1992 Swan et al. 510/408
D405,781 S * 2/1999 Renk D14/126
D460,787 S * 7/2002 Nishikawa D21/329
6,743,104 B1 * 6/2004 Ota et al. 463/44

D539,354 S * 3/2007 Mak D21/329
7,347,780 B1 * 3/2008 Best 463/37
7,601,056 B2 * 10/2009 Watanabe 463/7
D613,341 S * 4/2010 Mar et al. D21/329
7,867,075 B2 * 1/2011 Irwin et al. 463/17
D664,601 S * 7/2012 Sogabe D21/329
8,672,767 B2 * 3/2014 Ogasawara et al. 463/46

OTHER PUBLICATIONS

U.S. Appl. No. 29/478,577, filed Jan. 7, 2014, "Portable Computer," Fujino et al.
U.S. Appl. No. 29/478,579, filed Jan. 7, 2014, "Portable Computer," Fujino et al.
U.S. Appl. No. 29/478,580, filed Jan. 7, 2014, "Portable Computer," Fujino et al.
U.S. Appl. No. 29/478,581, filed Jan. 7, 2014, "Portable Computer," Fujino et al.

* cited by examiner

Primary Examiner — Prabhakar Deshmukh

(74) *Attorney, Agent, or Firm* — Nixon & Vanderhye PC

(57) **CLAIM**

The ornamental design for a portable computer, as shown and described.

DESCRIPTION

FIG. 1 is a perspective view of a portable computer showing our new design;
FIG. 2 is a perspective view thereof;
FIG. 3 is a front view thereof;
FIG. 4 is a back view thereof;
FIG. 5 is a left view thereof;
FIG. 6 is a right view thereof;
FIG. 7 is a top view thereof; and,
FIG. 8 is a bottom view thereof.
The broken lines shown in the figures are for illustrative purposes only and form no part of the claimed design.

1 Claim, 7 Drawing Sheets

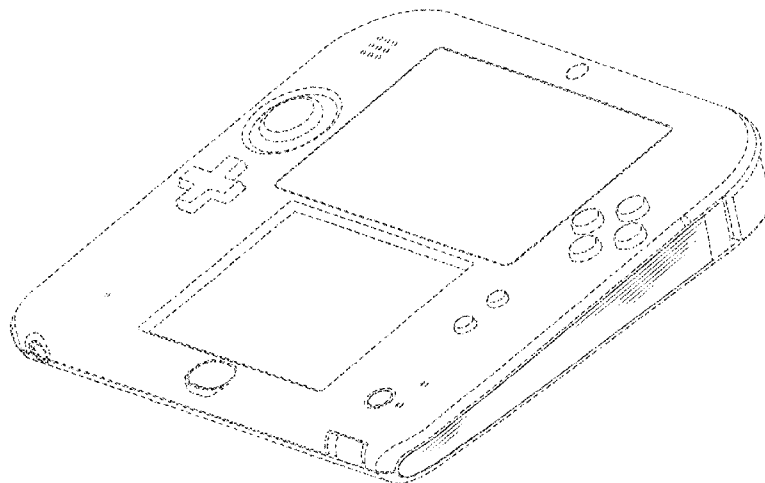


Fig 1

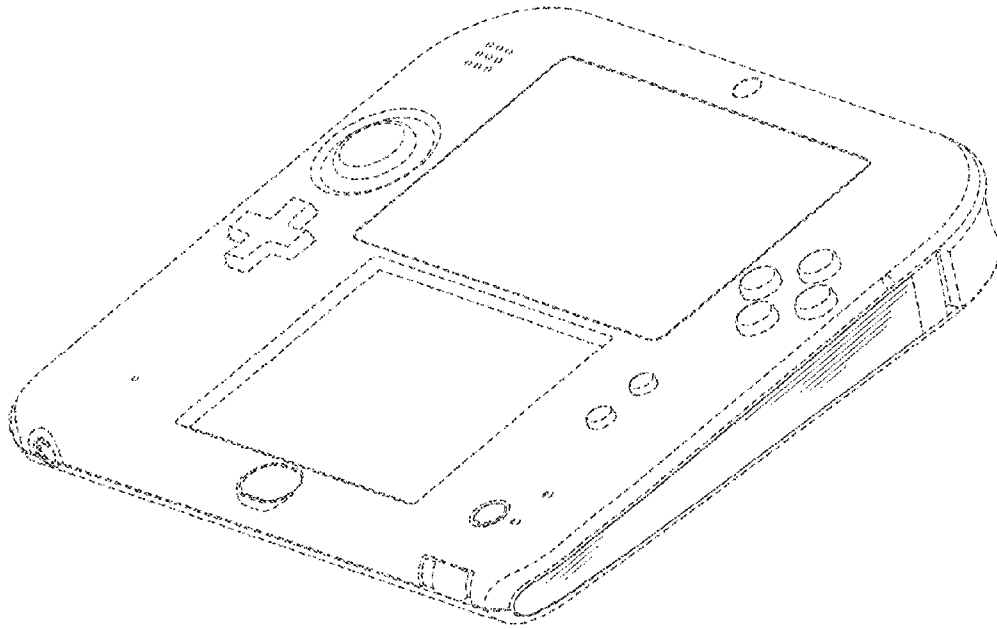


Fig 2

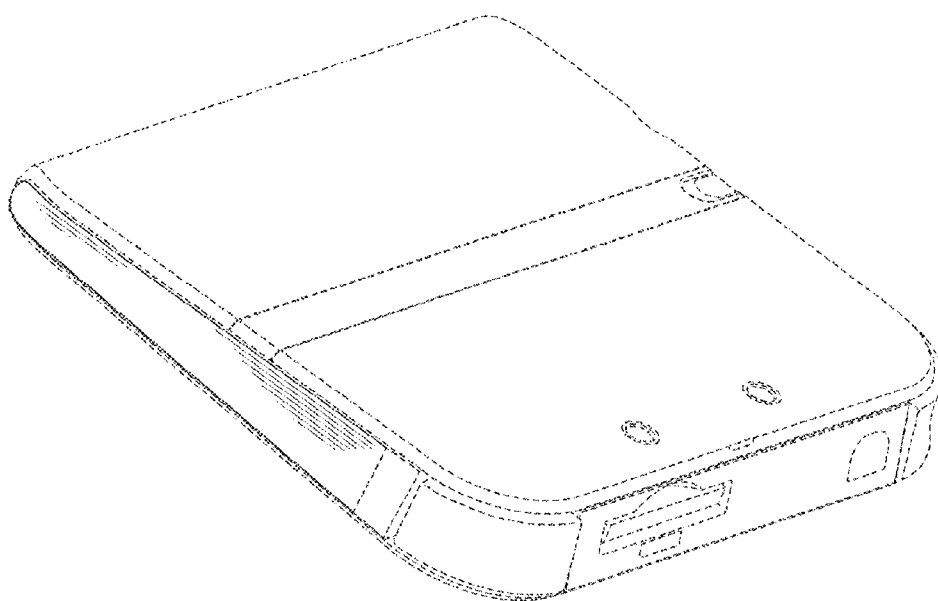


Fig 3

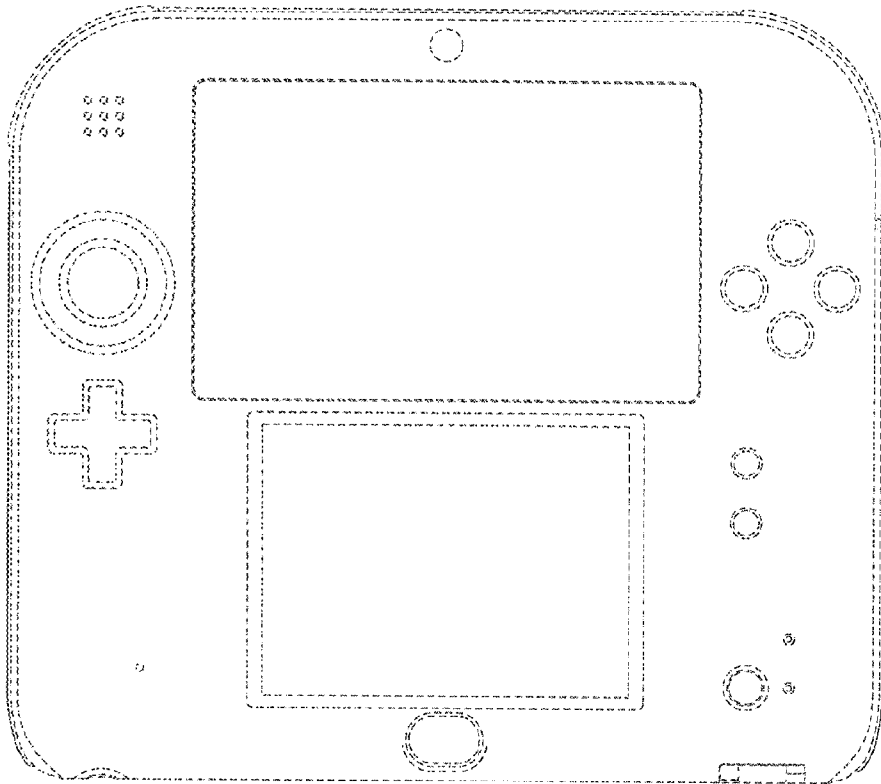


Fig 4

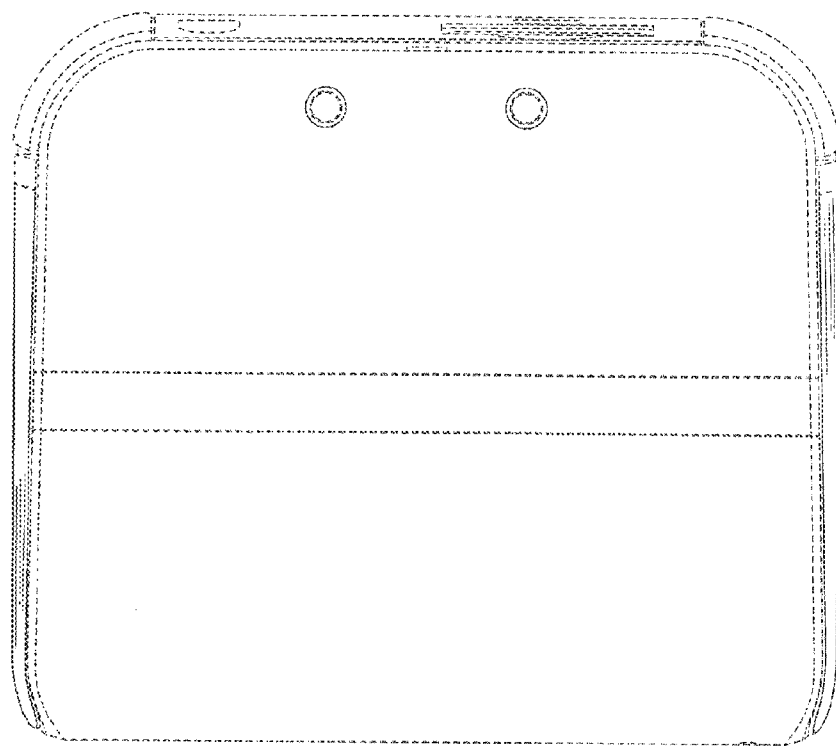


Fig 5




Fig 6




Fig 7

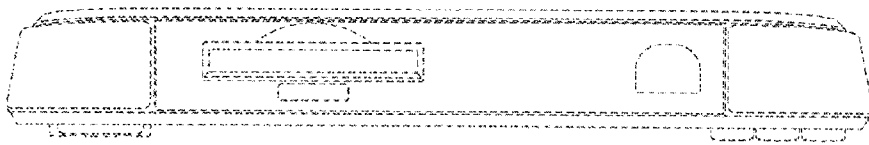


Fig 8

