

(19) World Intellectual Property
Organization
International Bureau



(43) International Publication Date
10 March 2005 (10.03.2005)

PCT

(10) International Publication Number
WO 2005/021531 A1

(51) International Patent Classification⁷: C07D 401/12,
405/14, 401/14, 417/14, 409/14, 235/06, 405/12, 403/12,
A61K 31/4184, 31/4439, A61P 35/00

(GB). ZHANG, Tao [CN/US]; 1 Bioscience Park Drive,
Farmingdale, NY 11735 (US).

(21) International Application Number:
PCT/US2004/026482

(74) Agent: NGUYEN, Kimberley, T.; Osi Pharmaceuticals,
Inc., 58 South Service Road, Suite 110, Melville, NY
11747 (US).

(22) International Filing Date: 16 August 2004 (16.08.2004)

(81) Designated States (unless otherwise indicated, for every
kind of national protection available): AE, AG, AL, AM,
AT, AU, AZ, BA, BB, BG, BR, BW, BY, BZ, CA, CH, CN,
CO, CR, CU, CZ, DE, DK, DM, DZ, EC, EE, EG, ES, FI,
GB, GD, GE, GH, GM, HR, HU, ID, IL, IN, IS, JP, KE,
KG, KP, KR, KZ, LC, LK, LR, LS, LT, LU, LV, MA, MD,
MG, MK, MN, MW, MX, MZ, NA, NI, NO, NZ, OM, PG,
PH, PL, PT, RO, RU, SC, SD, SE, SG, SK, SL, SY, TJ, TM,
TN, TR, TT, TZ, UA, UG, US, UZ, VC, VN, YU, ZA, ZM,
ZW.

(25) Filing Language: English

(26) Publication Language: English

(30) Priority Data:
60/496,806 21 August 2003 (21.08.2003) US

(71) Applicant (for all designated States except US): OSI
PHARMACEUTICALS, INC. [US/US]; 58 South Ser-
vice Road, Suite 110, Melville, NY 11747 (US).

(72) Inventors; and

(75) Inventors/Applicants (for US only): BOLGER, Joshua
[US/US]; 1 Bioscience Park Drive, Farmingdale, NY
11735 (US). CASTELHANO, Arlindo, L. [CA/US]; 1
Bioscience Park Drive, Farmingdale, NY 11735 (US).
CREW, Andrew, Philip [GB/US]; 1 Bioscience Park
Drive, Farmingdale, NY 11735 (US). DONG, Han-Qing
[CN/US]; 1 Bioscience Park Drive, Farmingdale, NY
11735 (US). HONDA, Ayako [JP/US]; 1 Bioscience Park
Drive, Farmingdale, NY 11735 (US). LAUFER, Ra-
doslaw [CA/US]; 1 Bioscience Park Drive, Farmingdale,
NY 11735 (US). LI, An-Hu [CN/US]; 1 Bioscience Park
Drive, Farmingdale, NY 11735 (US). MULVIHILL, Kris-
ten [US/US]; 1 Bioscience Park Drive, Farmingdale, NY
11735 (US). QUL, Li [CN/US]; 1 Bioscience Park Drive,
Farmingdale, NY 11735 (US). SAMBROOK, SMITH,
Colin, Peter [GB/GB]; Watlington Road, Oxford, OX4
6LT (GB). SUN, Yingchuan [CN/US]; 1 Bioscience Park
Drive, Farmingdale, NY 11735 (US). WYNNE, Graham,
Michael [GB/GB]; Watlington Road, Oxford, OX4 6LT

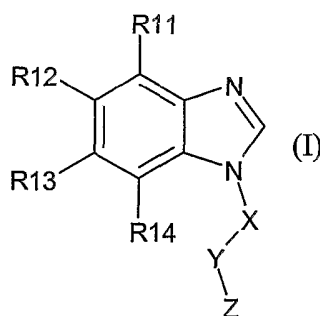
(84) Designated States (unless otherwise indicated, for every
kind of regional protection available): ARIPO (BW, GH,
GM, KE, LS, MW, MZ, NA, SD, SL, SZ, TZ, UG, ZM,
ZW), Eurasian (AM, AZ, BY, KG, KZ, MD, RU, TJ, TM),
European (AT, BE, BG, CH, CY, CZ, DE, DK, EE, ES, FI,
FR, GB, GR, HU, IE, IT, LU, MC, NL, PL, PT, RO, SE, SI,
SK, TR), OAPI (BF, BJ, CF, CG, CI, CM, GA, GN, GQ,
GW, ML, MR, NE, SN, TD, TG).

Declarations under Rule 4.17:

— as to applicant's entitlement to apply for and be granted
a patent (Rule 4.17(ii)) for the following designations AE,
AG, AL, AM, AT, AU, AZ, BA, BB, BG, BR, BW, BY, BZ,
CA, CH, CN, CO, CR, CU, CZ, DE, DK, DM, DZ, EC, EE,
EG, ES, FI, GB, GD, GE, GH, GM, HR, HU, ID, IL, IN, IS,
JP, KE, KG, KP, KR, KZ, LC, LK, LR, LS, LT, LU, LV, MA,
MD, MG, MK, MN, MW, MX, MZ, NA, NI, NO, NZ, OM,
PG, PH, PL, PT, RO, RU, SC, SD, SE, SG, SK, SL, SY, TJ,
TM, TN, TR, TT, TZ, UA, UG, UZ, VC, VN, YU, ZA, ZM,
ZW, ARIPO patent (BW, GH, GM, KE, LS, MW, MZ, NA,
SD, SL, SZ, TZ, UG, ZM, ZW), Eurasian patent (AM, AZ,
BY, KG, KZ, MD, RU, TJ, TM), European patent (AT, BE,
BG, CH, CY, CZ, DE, DK, EE, ES, FI, FR, GB, GR, HU, IE,

[Continued on next page]

(54) Title: N-SUBSTITUTED BENZIMIDAZOLYL C-KIT INHIBITORS



(57) Abstract: Compounds represented by Formula (I); or a pharmaceutically acceptable salt
or N-oxide thereof, are useful in the treatment of cancer.



WO 2005/021531 A1



- IT, LU, MC, NL, PL, PT, RO, SE, SI, SK, TR*), OAPI patent (*BF, BJ, CF, CG, CI, CM, GA, GN, GQ, GW, ML, MR, NE, SN, TD, TG*)
- as to the applicant's entitlement to claim the priority of the earlier application (Rule 4.17(iii)) for the following designations *AE, AG, AL, AM, AT, AU, AZ, BA, BB, BG, BR, BW, BY, BZ, CA, CH, CN, CO, CR, CU, CZ, DE, DK, DM, DZ, EC, EE, EG, ES, FI, GB, GD, GE, GH, GM, HR, HU, ID, IL, IN, IS, JP, KE, KG, KP, KR, KZ, LC, LK, LR, LS, LT, LU, LV, MA, MD, MG, MK, MN, MW, MX, MZ, NA, NI, NO, NZ, OM, PG, PH, PL, PT, RO, RU, SC, SD, SE, SG, SK, SL, SY, TJ, TM, TN, TR, TT, TZ, UA, UG, UZ, VC, VN, YU, ZA, ZM, ZW*, ARIPO patent (*BW, GH, GM, KE, LS, MW, MZ, NA, SD, SL, SZ, TZ, UG, ZM, ZW*), Eurasian patent (*AM, AZ, BY, KG, KZ, MD, RU, TJ, TM*), European patent (*AT, BE, BG, CH, CY, CZ, DE, DK, EE, ES, FI, FR, GB, GR, HU, IE, IT, LU, MC, NL, PL, PT, RO, SE, SI, SK, TR*), OAPI patent (*BF, BJ, CF, CG, CI, CM, GA, GN, GQ, GW, ML, MR, NE, SN, TD, TG*)
 - of inventorship (Rule 4.17(iv)) for US only
- Published:**
- with international search report
 - before the expiration of the time limit for amending the claims and to be republished in the event of receipt of amendments
- For two-letter codes and other abbreviations, refer to the "Guidance Notes on Codes and Abbreviations" appearing at the beginning of each regular issue of the PCT Gazette.

N-SUBSTITUTED BENZIMIDAZOLYL C-KIT INHIBITORS

BACKGROUND OF THE INVENTION

[1] The present invention is directed to N-substituted benzimidazolyl compounds. In particular, the present invention is directed to N-substituted benzimidazolyl compounds that are inhibitors of the c-Kit proto-oncogene (also known as KIT, CD-117, stem cell factor receptor, mast cell growth factor receptor). The present invention is also directed to (N1-substituted) benzimidazolyl compounds that are inhibitors of c-Kit.

[2] The c-Kit proto-oncogene is believed to be important in embryogenesis, melanogenesis, hematopoiesis, and the pathogenesis of mastocytosis, gastrointestinal tumors, and other solid tumors, as well as certain leukemias, including AML. Accordingly, it would be desirable to develop novel compounds that are inhibitors of the c-Kit receptor.

[3] Many of the current treatment regimes for hyperproliferative disorders (cancer) utilize compounds that inhibit DNA synthesis. Such compounds' mechanism of operation is to be toxic to cells, particularly to rapidly dividing tumor cells. Thus, their broad toxicity can be a problem to the subject patient. However, other approaches to anti-cancer agents that act other than by the inhibition of DNA synthesis have been explored to try to enhance the selectivity of the anti-cancer action and thereby reduce adverse side-effects.

[4] It is known that a cell may become cancerous by virtue of the transformation of a portion of its DNA into an oncogene (i.e. a gene which, on activation, leads to the formation of malignant tumor cells). Many oncogenes encode proteins that are aberrant protein-tyrosine kinases capable of causing cell transformation. By a different route, the overexpression of a normal proto-oncogenic tyrosine kinase can also result in proliferative disorders, sometimes resulting in a malignant phenotype. Alternatively, co-expression of a receptor tyrosine kinase and its cognate ligand within the same cell type may also lead to malignant transformation.

[5] Receptor tyrosine kinases are large enzymes which span the cell membrane and possess i) an extracellular binding domain for growth factors such as KIT ligand (also known as stem cell factor (SCF), Steel factor (SLF) or mast cell growth

factor (MGF)), ii) a transmembrane domain, and iii) an intracellular portion which functions as a kinase to phosphorylate specific tyrosine residues in proteins. Binding of KIT ligand to KIT tyrosine kinase results in receptor homodimerization, the activation of KIT tyrosine kinase activity, and the subsequent phosphorylation of a variety of protein substrates, many of which are effectors of intracellular signal transduction. These events can lead to enhanced cell proliferation or promote enhanced cell survival. With some receptor kinases, receptor heterodimerization can also occur.

[6] It is known that such kinases are frequently aberrantly expressed in common human cancers such as breast cancer, head and neck cancers, gastrointestinal cancer such as colon, rectal or stomach cancer, leukemia, and ovarian, bronchial, lung or pancreatic cancer. KIT kinase expression has been documented in a wide variety of human malignancies such as mastocytosis/ mast cell leukemia, gastrointestinal stromal tumors (GIST), small cell lung carcinoma (SCLC), sinonasal natural killer/T-cell lymphoma, testicular cancer (seminoma), thyroid carcinoma, malignant melanoma, ovarian carcinoma, adenoid cystic carcinoma, acute myelogenous leukemia (AML), breast carcinoma, pediatric T-cell acute lymphoblastic leukemia, angiosarcoma, anaplastic large cell lymphoma, endometrial carcinoma, and prostate carcinoma. The kinase activity of KIT has been implicated in the pathophysiology of several of these - and additional tumors - including breast carcinoma, SCLC, GIST, germ cell tumors, mast cell leukemia, neuroblastoma, AML, melanoma and ovarian carcinoma.

[7] Several mechanisms of KIT activation in tumor cells have been reported, including activating mutations, autocrine and paracrine activation of the receptor kinase by its ligand, loss of protein-tyrosine phosphatase activity, and cross activation by other kinases. The transforming mechanisms initiated by the activating mutations are thought to include dimer formation and increased intrinsic activity of the kinase domain, both of which result in constitutive ligand-independent kinase activation, and possibly altered substrate specificity. More than thirty activating mutations of the Kit protein have been associated with highly malignant tumors in humans.

[8] Accordingly, it has been recognized that inhibitors of receptor tyrosine kinases are useful as selective inhibitors of the growth of mammalian cancer cells. For example, Gleevec™ (also known as imatinib mesylate, or STI571), a 2-phenylpyrimidine tyrosine kinase inhibitor that inhibits the kinase activity of the BCR-ABL fusion gene product, was recently approved by the U.S. Food and Drug Administration for the treatment of CML. Gleevec™, in addition to inhibiting BCR-

ABL kinase, also inhibits the KIT kinase and PDGF receptor kinase, although it is not effective against all mutant isoforms of the KIT kinase. Kit ligand-stimulated growth of MO7e human leukemia cells is inhibited by Gleevec™, which also induces apoptosis under these conditions. By contrast, GM-CSF stimulated growth of MO7e human leukemia cells is not affected by Gleevec™. Further, in recent clinical studies using Gleevec™ to treat patients with GIST, a disease in which KIT kinase is involved in transformation of the cells, many of the patients showed marked improvement.

[9] These studies demonstrate how KIT kinase inhibitors can treat tumors whose growth is dependent on KIT kinase activity. Other kinase inhibitors show even greater kinase selectivity. For example, the 4-anilinoquinazoline compound Tarceva™ inhibits only EGF receptor kinase with high potency, although it can inhibit the signal transduction of other receptor kinases, probably by virtue of the fact that these receptors heterodimerize with EGF receptor.

[10] Although anti-cancer compounds such as those described above make a significant contribution to the art, there is a continuing need for improved anti-cancer pharmaceuticals, and it would be desirable to develop new compounds with better selectivity or potency, or with reduced toxicity or side effects.

[11] U.S. Patent Nos. 5,990,146 and 6,218,388 describe benzimidazoles for inhibiting protein tyrosine kinase mediated cellular proliferation. U.S. Patent No. 6,348,032 describes method of inhibiting neoplastic cells with benzimidazole derivatives. International Patent Publication No. WO 01/21634 describes benzimidazole derivatives and combinatorial libraries thereof. International Patent Publication No. WO 01/57020 describes indole and benzimidazole inhibitors of factor Xa. International Patent Publication No. WO 00/15222 describes fused pyridine inhibitors of cGMP phosphodiesterase. International Patent Publication No. WO 01/12600 describes inhibitors of Factor Xa. International Patent Publication No. WO 97/12613 describes method for treating and preventing inflammation and atherosclerosis.

[12] U.S. Patent No. 6,316,474 describes 2-benzyl and 2-heteroaryl benzimidazole NMDA/NR2b antagonists. U.S. Patent No. 6,479,508 describes viral polymerase inhibitors. U.S. Patent No. 6,444,617 describes fused-heterocycle dicarboxylic acid diamide derivatives or salts thereof, herbicide and usage thereof. U.S. Patent Nos. 6,087,380, 6,414,008, and 6,469,039 describe disubstituted bicyclic heterocycles. U.S. Patent No. 5,118,688 describes tetrahydropyridonquinolone derivatives. U.S. Patent No. 4,975,435 describes certain 1H-pyrrolo[3,4-b]quinolin-1-

one-9-amino-2,3-dihydro derivatives useful for treating anxiety. U.S. Patent No. 6,548,524 describes ortho-sulfonamido bicyclic heteroaryl hydroxamic acids. U.S. Patent No. 6,348,474 describes sulfonamide compounds.

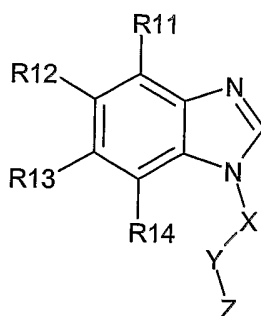
[13] U.S. Patent Nos. 5,972,980 and 6,001,866 describe method for treating and preventing inflammation and atherosclerosis. U.S. Patent No. 5,814,651 describes catechol diethers as selective PDEIV inhibitors. U.S. Patent No. 6,329,383 describes 2-amino-5-pyrimidine acetic acid compounds. U.S. Patent No. 5,688,809 describes 5-heteroarylindole derivatives. European Patent Application No. EP 0 846 689 describes benzimidazole compounds. International Patent Publication No. WO 00/59888 describes N-benzimidazolymethyl- and N-indolymethyl-benzamides and their use as CRF modulators. International Patent Publication No. WO 02/069965 describes benzimidazole derivatives as therapeutic agents. International Patent Publication No. WO 02/30886 describes heterocyclic angiogenesis inhibitors. U.S. Patent No. 6,162,804 describes tyrosine kinase inhibitors. U.S. Patent No. 6,465,484 describes angiogenesis inhibitors. International Patent Publication No. WO 00/12089 describes novel angiogenesis inhibitors.

[14] German Patent Publication No. DE 2244908 describes selectively permeable polymeric membranes. European Patent Application No. EP 0 706 795 describes catechol diether compounds as inhibitors of TNF release. International Patent Publication No. WO 02/076960 describes transition metal mediated process. International Patent Publication No. WO 02/059118 describes process for N-(oxyalkylation) of carboxamides. International Patent Publication No. WO 02/04425 describes viral polymerase inhibitors. International Patent Publication No. WO 02/083143 describes CXCR3 antagonists. International Patent Publication No. WO 01/57019 describes indolone and benzimidazolone inhibitors of factor Xa. European Patent Application No. EP 1 085 372 describes photographic material having improved color reproduction. International Patent Publication No. WO 01/14342 describes aminocarbonyl-substituted benzimidazole derivatives. International Patent Publication No. WO 00/76501 describes IL-8 receptor antagonists.

[15] Thus, it is desirable to develop compounds that exhibit Kit inhibition in order to treat oncology. Further, such compounds may be active in other kinases such as, for example, GIST, FLT3, Hematopoietic R-PTKs, PDGFR-beta or KDR to add efficacy in mast cell leukemias, small cell lung cancer (SCLC), mastocytosis, leukemias, myelodysplastic disorders, or angiogenic dependent diseases.

SUMMARY OF THE INVENTION

[16] Compounds represented by Formula (I):

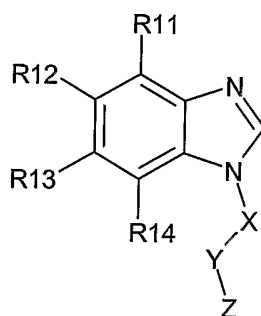


(I)

or a pharmaceutically acceptable salt or N-oxide thereof, are useful in the treatment of tumors.

DETAILED DESCRIPTION OF THE INVENTION

[17] The present invention is directed to a compound represented by Formula (I):



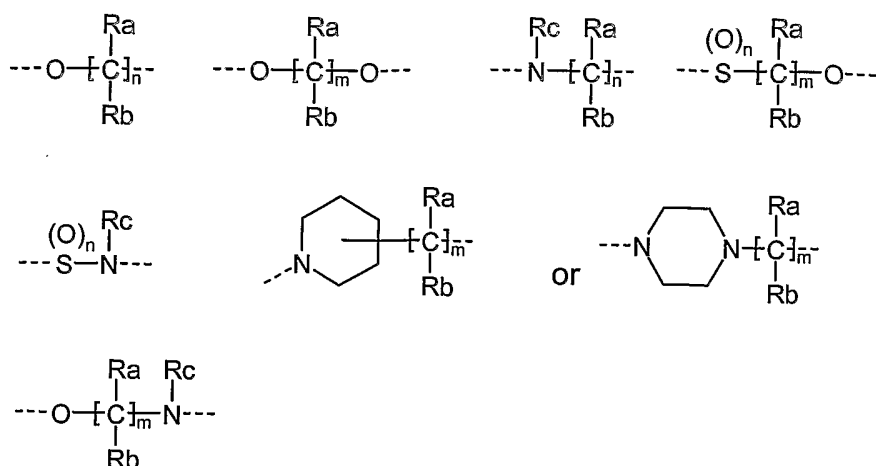
(I)

or a pharmaceutically acceptable salt or N-oxide thereof, wherein:

[18] one of R11, R12, R13 and R14 is $-NR_3COR_{31}$, $-NR_3CONR_3R_{31}$, $-NR_3SO_2R_{31}$, $-CO_2R_3$, $-CO_2H$, $-C_{0-8}alkylNR_3R_{31}$ or $-CONR_3R_{31}$; the others each independently F, Cl, $C_{0-3}alkyl$, $C_{0-8}alkoxy$, or $-N(C_{0-8}alkyl)(C_{0-8}alkyl)$;

[19] X is a cyclyl or heterocyclyl group, optionally substituted with 1-4 halogen, $-NR_{32}R_{33}$, $-NR_{32}COR_{33}$, $-NR_{32}CO_2R_{33}$, $-NR_{32}SO_2R_{33}$, $-OR_{32}$, $-SR_{32}$, $-SO_2R_{32}$, $-SO_2NR_{32}R_{33}$, $-CO_2R_{32}$, $-CO_2H$, $-CONR_{32}R_{33}$, $-C_{0-8}alkyl$, $-C_{2-8}alkenyl$, $-C_{2-8}alkynyl$, $-CN$, CF_3 , OCF_3 , NO_2 , oxo, cyclyl or heterocyclyl substituents;

[20] Y is absent or



[21] wherein the point of attachment to X can be from either the left or the right as shown;

[22] R_a and R_b are each independently C_{0-8} alkyl or C_{3-8} cycloalkyl;

[23] or R_a and R_b taken together with the C to which they are attached form a saturated or partially unsaturated 3-10 membered ring optionally containing 0-4 N, O, S, SO, or SO_2 at the ring nodes, provided that no N, O or S atoms are placed adjacent to each other at ring nodes;

[24] R_c is C_{0-8} alkyl;

[25] or R_c , taken with either R_a or R_b , form a 3-7 membered saturated or partially unsaturated ring;

[26] m is 0, 1, 2, 3, 4 or 5; provided that when m is 0 or 1, no N, O or S atoms are adjacent to each other in the N-X-Y-Z linking bridge;

[27] n is 1, 2, 3, 4 or 5; provided that, when n is 1, no N, O or S atoms are adjacent to each other in the N-X-Y-Z linking bridge;

[28] Z is a cyclyl or heterocyclyl group, optionally substituted with 1-5 independent halogen, $-NR_{34}R_{35}$, $-NR_{34}COR_{35}$, $-NR_{34}C(O)OR_{35}$, $-NR_{34}SO_2R_{35}$, $-OR_{34}$, $-SR_{34}$, $-SO_2R_{34}$, $-SO_2NR_{34}R_{35}$, $-C(O)OR_{34}$, $-CO_2H$, $-CONR_{34}R_{35}$, C_{0-8} alkyl, C_{2-8} alkenyl, C_{2-8} alkynyl, $-OC_{0-8}$ alkyl, $-SC_{0-8}$ alkyl, $-SO_2C_{0-8}$ alkyl, $-SO_2N(C_{0-8}$ alkyl)(C_{0-8} alkyl), $-C(O)OC_{0-8}$ alkyl, CN, CF_3 , NO_2 , oxo, cyclyl or heterocyclyl substituents; or, when Y is present, Z further can be C_{0-8} alkyl-O- C_{0-8} alkyl, C_{0-8} alkyl-O-C(O)- C_{0-8} alkyl, or C_{0-8} alkyl-C(O)-O- C_{0-8} alkyl;

[29] provided that when Y is $-OCH_2-$, Z must be substituted with 1-5 $-NR_{34}R_{35}$, $-NR_{34}COR_{35}$, $-NR_{34}C(O)OR_{35}$, $-NR_{34}SO_2R_{35}$, $-OR_{34}$, $-SR_{34}$, $-SO_2R_{34}$, -

$\text{SO}_2\text{NR}_{34}\text{R}_{35}$, $-\text{CO}_2\text{R}_{34}$, $-\text{CO}_2\text{H}$, $-\text{CONR}_{34}\text{R}_{35}$, $\text{C}_{0-8}\text{alkyl}$, $\text{C}_{2-8}\text{alkenyl}$, $\text{C}_{2-8}\text{alkynyl}$, CF_3 , NO_2 , oxo, cyclyl or heterocyclyl substituents;

[30] provided that when Y is NHCH_2 , Z must be substituted with 1-5 halogen, $-\text{NR}_{34}\text{R}_{35}$, $-\text{NR}_{34}\text{COR}_{35}$, $-\text{NR}_{34}\text{C}(\text{O})\text{OR}_{35}$, $-\text{NR}_{34}\text{SO}_2\text{R}_{35}$, $-\text{OR}_{34}$, $-\text{SR}_{34}$, $-\text{SO}_2\text{R}_{34}$, $-\text{SO}_2\text{NR}_{34}\text{R}_{35}$, $-\text{CO}_2\text{R}_{34}$, $-\text{CO}_2\text{H}$, $-\text{CONR}_{34}\text{R}_{35}$, $\text{C}_{0-8}\text{alkyl}$, $\text{C}_{2-8}\text{alkenyl}$, $\text{C}_{2-8}\text{alkynyl}$, CF_3 , NO_2 , oxo, cyclyl or heterocyclyl substituents;

[31] provided that when Y is absent, X and Z cannot contain N;

[32] R_3 , R_{31} , R_{32} , R_{33} , R_{34} and R_{35} are independently $\text{C}_{0-8}\text{alkyl}$ substituted with heterocyclyl, or OH substituents; CF_3 , CHF_2 , $-\text{C}_{0-8}\text{alkyl-O-C}_{0-8}\text{alkyl}$, $-\text{C}_{0-8}\text{alkyl-N}(\text{C}_{0-8}\text{alkyl})(\text{C}_{0-8}\text{alkyl})$, $-\text{C}_{0-8}\text{alkyl-S}(\text{O})_{0-2}\text{-C}_{0-8}\text{alkyl}$ or $-\text{C}_{0-8}\text{alkyl-S}(\text{O})_2\text{N}(\text{C}_{0-8}\text{alkyl})(\text{C}_{0-8}\text{alkyl})$.

[33] In one aspect, the present invention is directed to a compound represented by Formula (I), or a pharmaceutically acceptable salt or N-oxide thereof, wherein R_{12} is $-\text{NR}_3\text{COR}_{31}$, $-\text{NR}_3\text{CONR}_3\text{R}_{31}$, $-\text{NR}_3\text{SO}_2\text{R}_{31}$, $-\text{CO}_2\text{R}_3$, $-\text{CO}_2\text{H}$, $-\text{C}_{0-8}\text{alkylNR}_3\text{R}_{31}$ or $-\text{CONR}_3\text{R}_{31}$; and the other variables are as described above for Formula (I).

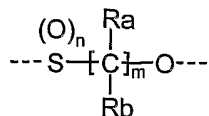
[34] In another aspect, the present invention is directed to a compound represented by Formula (I), or a pharmaceutically acceptable salt or N-oxide thereof, wherein R_{12} is $-\text{CONR}_3\text{R}_{31}$; and the other variables are as described above for Formula (I).

[35] In an embodiment, the present invention is directed to a compound represented by Formula (I), or a pharmaceutically acceptable salt or N-oxide thereof, wherein R_{12} is $-\text{CONR}_3\text{R}_{31}$; X is cyclyl; and the other variables are as described above for Formula (I).

[36] In another embodiment, the present invention is directed to a compound represented by Formula (I), or a pharmaceutically acceptable salt or N-oxide thereof, wherein R_{12} is $-\text{CONR}_3\text{R}_{31}$; X is heterocyclyl; and the other variables are as described above for Formula (I).

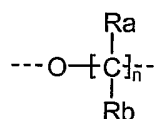
[37] In still another embodiment, the present invention is directed to a compound represented by Formula (I), or a pharmaceutically acceptable salt or N-oxide thereof, wherein R_{12} is $-\text{CONR}_3\text{R}_{31}$; X is cyclyl; Y is absent; and the other variables are as described above for Formula (I).

[38] In yet another embodiment, the present invention is directed to a compound represented by Formula (I), or a pharmaceutically acceptable salt or N-oxide thereof, wherein R₁₂ is -CONR₃R₃₁; X is cyclyl; Y is



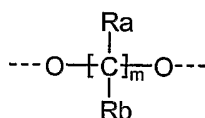
and the other variables are as described above for Formula (I).

[39] In yet another embodiment, the present invention is directed to a compound represented by Formula (I), or a pharmaceutically acceptable salt or N-oxide thereof, wherein R₁₂ is -CONR₃R₃₁; X is cyclyl; Y is



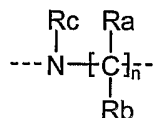
and the other variables are as described above for Formula (I).

[40] In yet another embodiment, the present invention is directed to a compound represented by Formula (I), or a pharmaceutically acceptable salt or N-oxide thereof, wherein R₁₂ is -CONR₃R₃₁; X is cyclyl; Y is



and the other variables are as described above for Formula (I).

[41] In yet another embodiment, the present invention is directed to a compound represented by Formula (I), or a pharmaceutically acceptable salt or N-oxide thereof, wherein R₁₂ is -CONR₃R₃₁; X is cyclyl; Y is



and the other variables are as described above for Formula (I).

[42] As used herein, unless stated otherwise, "alkyl" as well as other groups having the prefix "alk" such as, for example, alkoxy, alkanyl, alkenyl, alkynyl, and the like, means carbon chains which may be linear or branched or combinations thereof. Examples of alkyl groups include methyl, ethyl, propyl, isopropyl, butyl, sec- and tert-butyl, pentyl, hexyl, heptyl and the like. "Alkenyl", "alkynyl" and other like terms include carbon chains having at least one unsaturated carbon-carbon bond.

- [43] As used herein, "C₀₋₄alkyl" is used to mean an alkyl having 0-4 carbons – that is, 0, 1, 2, 3, or 4 carbons in a straight or branched configuration. An alkyl having no carbon is hydrogen when the alkyl is a terminal group. An alkyl having no carbon is a direct bond when the alkyl is a bridging (connecting) group.
- [44] The terms "cycloalkyl", "carbocyclic ring", "cyclic", or "cyclyl" mean 3-10 membered mono or polycyclic aromatic, partially aromatic or non-aromatic ring carbocycles containing no heteroatoms, and include mono-, bi-, and tricyclic saturated carbocycles, as well as fused and bridged systems. Such fused ring systems can include one ring that is partially or fully unsaturated, such as a benzene ring, to form fused ring systems, such as benzofused carbocycles. Cycloalkyl includes such fused ring systems as spirofused ring systems. Examples of cycloalkyl and carbocyclic rings include C₃₋₈cycloalkyl such as cyclopropyl, cyclobutyl, cyclopentyl, cyclohexyl, and decahydronaphthalene, adamantane, indanyl, 1,2,3,4-tetrahydronaphthalene and the like.
- [45] The term "halogen" includes fluorine, chlorine, bromine, and iodine atoms.
- [46] The term "carbamoyl" unless specifically described otherwise means -C(O)-NH- or -NH-C(O)-.
- [47] The term "aryl" is well known to chemists. The preferred aryl groups are phenyl and naphthyl.
- [48] The term "hetaryl" is well known to chemists. The term includes 5- or 6-membered heteroaryl rings containing 1-4 heteroatoms chosen from oxygen, sulfur, and nitrogen in which oxygen and sulfur are not next to each other. Examples of such heteroaryl rings are furyl, thienyl, pyrrolyl, pyrazolyl, imidazolyl, oxazolyl, isoxazolyl, thiazolyl, isothiazolyl, triazolyl, oxadiazolyl, thiadiazolyl, tetrazolyl, pyridyl, pyridazinyl, pyrimidinyl, pyrazinyl, and triazinyl. The term "hetaryl" includes hetaryl rings with fused carbocyclic ring systems that are partially or fully unsaturated, such as a benzene ring, to form a benzofused hetaryl. For example, benzimidazole, benzoxazole, benzothiazole, benzofuran, quinoline, isoquinoline, quinoxaline, and the like.
- [49] Unless otherwise stated, the terms "heterocyclic ring", "heterocycle", "heterocyclic", and "heterocyclyl" are equivalent, and is defined as for cyclic but also contains one or more atoms chosen independently from N, O, and S (and the N and S oxides), provided such derivatives exhibit appropriate and stable valencies and excludes moieties containing O-O, S(O)_n-S(O)_n, S(O)_n-O bonds where n=0-2. The terms include

4–8-membered saturated rings containing one or two heteroatoms chosen from oxygen, sulfur, and nitrogen. Examples of heterocyclic rings include azetidine, oxetane, tetrahydrofuran, tetrahydropyran, oxepane, oxocane, thietane, thiazolidine, oxazolidine, oxazetidine, pyrazolidine, isoxazolidine, isothiazolidine, tetrahydrothiophene, tetrahydrothiopyran, thiepane, thiocane, azetidine, pyrrolidine, piperidine, azepane, azocane, [1,3]dioxane, oxazolidine, piperazine, homopiperazine, morpholine, thiomorpholine, and the like. Other examples of heterocyclic rings include the oxidized forms of the sulfur-containing rings. Thus, tetrahydrothiophene-1-oxide, tetrahydrothiophene-1,1-dioxide, thiomorpholine-1-oxide, thiomorpholine-1,1-dioxide, tetrahydrothiopyran-1-oxide, tetrahydrothiopyran-1,1-dioxide, thiazolidine-1-oxide, and thiazolidine-1,1-dioxide are also considered to be heterocyclic rings. The term “heterocyclic” also includes fused ring systems, including het-het fused systems, and can include a carbocyclic ring that is partially or fully unsaturated, such as a benzene ring, to form benzofused heterocycles. For example, 3,4,-dihydro-1,4-benzodioxine, tetrahydroquinoline, tetrahydroisoquinoline and the like.

[50] Compounds described herein may contain one or more asymmetric centers and may thus give rise to diastereomers and optical isomers. The present invention includes all such possible diastereomers as well as their racemic mixtures, their substantially pure resolved enantiomers, all possible geometric isomers, and pharmaceutically acceptable salts thereof. The above Formula I is shown without a definitive stereochemistry at certain positions. The present invention includes all stereoisomers of Formula I and pharmaceutically acceptable salts thereof. Further, mixtures of stereoisomers as well as isolated specific stereoisomers are also included. During the course of the synthetic procedures used to prepare such compounds, or in using racemization or epimerization procedures known to those skilled in the art, the products of such procedures can be a mixture of stereoisomers.

[51] The invention also encompasses a pharmaceutical composition that is comprised of a compound of Formula I in combination with a pharmaceutically acceptable carrier.

[52] Preferably, the composition is comprised of a pharmaceutically acceptable carrier and a non-toxic therapeutically effective amount of a compound of Formula I as described above (or a pharmaceutically acceptable salt or N-oxide thereof).

[53] Moreover, within this preferred embodiment, the invention encompasses a pharmaceutical composition for the treatment of disease by the inhibition of the c-Kit

kinase, which may be a wild-type or mutant form of the protein, comprising a pharmaceutically acceptable carrier and a non-toxic therapeutically effective amount of compound of Formula I as described above (or a pharmaceutically acceptable salt or N-oxide thereof).

[54] The compounds and compositions of the present invention are effective for treating mammals such as, for example, humans.

[55] The term "pharmaceutically acceptable salts" refers to salts prepared from pharmaceutically acceptable non-toxic bases or acids. When the compound of the present invention is acidic, its corresponding salt can be conveniently prepared from pharmaceutically acceptable non-toxic bases, including inorganic bases and organic bases. Salts derived from such inorganic bases include aluminum, ammonium, calcium, copper (ic and ous), ferric, ferrous, lithium, magnesium, manganese (ic and ous), potassium, sodium, zinc and the like salts. Particularly preferred are the ammonium, calcium, magnesium, potassium and sodium salts. Salts derived from pharmaceutically acceptable organic non-toxic bases include salts of primary, secondary, and tertiary amines, as well as cyclic amines and substituted amines such as naturally occurring and synthesized substituted amines. Other pharmaceutically acceptable organic non-toxic bases from which salts can be formed include ion exchange resins such as, for example, arginine, betaine, caffeine, choline, N',N'-dibenzylethylenediamine, diethylamine, 2-diethylaminoethanol, 2-dimethylaminoethanol, ethanolamine, ethylenediamine, N-ethylmorpholine, N-ethylpiperidine, glucamine, glucosamine, histidine, hydrabamine, isopropylamine, lysine, methylglucamine, morpholine, piperazine, piperidine, polyamine resins, procaine, purines, theobromine, triethylamine, trimethylamine, tripropylamine, tromethamine and the like.

[56] When the compound of the present invention is basic, its corresponding salt can be conveniently prepared from pharmaceutically acceptable non-toxic acids, including inorganic and organic acids. Such acids include, for example, acetic, benzenesulfonic, benzoic, camphorsulfonic, citric, ethanesulfonic, fumaric, gluconic, glutamic, hydrobromic, hydrochloric, isethionic, lactic, maleic, malic, mandelic, methanesulfonic, mucic, nitric, pantoic, pantothenic, phosphoric, succinic, sulfuric, tartaric, p-toluenesulfonic acid and the like. Particularly preferred are citric, hydrochloric, maleic, phosphoric, sulfuric, methanesulfonic, and tartaric acids.

[57] The pharmaceutical compositions of the present invention comprise a compound represented by formula I (or a pharmaceutically acceptable salt or N-oxide

thereof) as an active ingredient, a pharmaceutically acceptable carrier and optionally other therapeutic ingredients or adjuvants. The compositions include compositions suitable for oral, rectal, topical, and parenteral (including subcutaneous, intramuscular, and intravenous) administration, although the most suitable route in any given case will depend on the particular host, and nature and severity of the conditions for which the active ingredient is being administered. The pharmaceutical compositions may be conveniently presented in unit dosage form and prepared by any of the methods well known in the art of pharmacy.

[58] In practice, the compounds represented by Formula I, or pharmaceutically acceptable salts or N-oxides thereof, of this invention can be combined as the active ingredient in intimate admixture with a pharmaceutical carrier according to conventional pharmaceutical compounding techniques. The carrier may take a wide variety of forms depending on the form of preparation desired for administration. E.g., oral or parenteral (including intravenous). Thus, the pharmaceutical compositions of the present invention can be presented as discrete units suitable for oral administration such as capsules, cachets or tablets each containing a predetermined amount of the active ingredient. Further, the compositions can be presented as a powder, as granules, as a solution, as a suspension in an aqueous liquid, as a non-aqueous liquid, as an oil-in-water emulsion, or as a water-in-oil liquid emulsion. In addition to the common dosage forms set out above, the compound represented by Formula I, or a pharmaceutically acceptable salt or N-oxide thereof, may also be administered by controlled release means and/or delivery devices. The compositions may be prepared by any of the methods of pharmacy. In general, such methods include a step of bringing into association the active ingredient with the carrier that constitutes one or more necessary ingredients. In general, the compositions are prepared by uniformly and intimately admixing the active ingredient with liquid carriers or finely divided solid carriers or both. The product can then be conveniently shaped into the desired presentation.

[59] Thus, the pharmaceutical compositions of this invention may include a pharmaceutically acceptable carrier and a compound or a pharmaceutically acceptable salt or N-oxide of Formula I. The compounds of Formula I, or pharmaceutically acceptable salts or N-oxides thereof, can also be included in pharmaceutical compositions in combination with one or more other therapeutically active compounds.

[60] The pharmaceutical compositions of this invention include a pharmaceutically acceptable liposomal formulation containing a compound of Formula I or a pharmaceutically acceptable salt or N-oxide thereof.

[61] The pharmaceutical carrier employed can be, for example, a solid, liquid, or gas. Examples of solid carriers include lactose, terra alba, sucrose, talc, gelatin, agar, pectin, acacia, magnesium stearate, and stearic acid. Examples of liquid carriers are sugar syrup, peanut oil, olive oil, and water. Examples of gaseous carriers include carbon dioxide and nitrogen.

[62] In preparing the compositions for oral dosage form, any convenient pharmaceutical media may be employed. For example, water, glycols, oils, alcohols, flavoring agents, preservatives, coloring agents, and the like may be used to form oral liquid preparations such as suspensions, elixirs and solutions; while carriers such as starches, sugars, microcrystalline cellulose, diluents, granulating agents, lubricants, binders, disintegrating agents, and the like may be used to form oral solid preparations such as powders, capsules and tablets. Because of their ease of administration, tablets and capsules are the preferred oral dosage units whereby solid pharmaceutical carriers are employed. Optionally, tablets may be coated by standard aqueous or nonaqueous techniques.

[63] A tablet containing the composition of this invention may be prepared by compression or molding, optionally with one or more accessory ingredients or adjuvants. Compressed tablets may be prepared by compressing, in a suitable machine, the active ingredient in a free-flowing form such as powder or granules, optionally mixed with a binder, lubricant, inert diluent, surface active or dispersing agent or other such excipient. These excipients may be, for example, inert diluents such as calcium carbonate, sodium carbonate, lactose, calcium phosphate or sodium phosphate; granulating and disintegrating agents, for example, corn starch, or alginic acid; binding agents, for example, starch, gelatin or acacia; and lubricating agents, for example, magnesium stearate, stearic acid or talc. The tablets may be uncoated or they may be coated by known techniques to delay disintegration and absorption in the gastrointestinal tract and thereby provide a sustained action over a longer time. For example, a time delay material such as glyceryl monostearate or glyceryl distearate may be used.

[64] In hard gelatin capsules, the active ingredient is mixed with an inert solid diluent, for example, calcium carbonate, calcium phosphate or kaolin. In soft gelatin

capsules, the active ingredient is mixed with water or an oil medium, for example, peanut oil, liquid paraffin or olive oil. Molded tablets may be made by molding in a suitable machine, a mixture of the powdered compound moistened with an inert liquid diluent. Each tablet preferably contains from about 0.05mg to about 5g of the active ingredient and each cachet or capsule preferably containing from about 0.05mg to about 5g of the active ingredient.

[65] For example, a formulation intended for the oral administration to humans may contain from about 0.5mg to about 5g of active agent, compounded with an appropriate and convenient amount of carrier material, which may vary from about 5 to about 95 percent of the total composition. Unit dosage forms will generally contain between from about 1mg to about 2g of the active ingredient, typically 25mg, 50mg, 100mg, 200mg, 300mg, 400mg, 500mg, 600mg, 800mg, or 1000mg.

[66] Pharmaceutical compositions of the present invention suitable for parenteral administration may be prepared as solutions or suspensions of the active compounds in water. A suitable surfactant can be included such as, for example, hydroxypropylcellulose. Dispersions can also be prepared in glycerol, liquid polyethylene glycols, and mixtures thereof in oils. Further, a preservative can be included to prevent the detrimental growth of microorganisms.

[67] Pharmaceutical compositions of the present invention suitable for injectable use include sterile aqueous solutions or dispersions. Furthermore, the compositions can be in the form of sterile powders for the extemporaneous preparation of such sterile injectable solutions or dispersions. In all cases, the final injectable form must be sterile and must be effectively fluid for easy syringability. The pharmaceutical compositions must be stable under the conditions of manufacture and storage; thus, preferably should be preserved against the contaminating action of microorganisms such as bacteria and fungi. The carrier can be a solvent or dispersion medium containing, for example, water, ethanol, polyol (e.g., glycerol, propylene glycol and liquid polyethylene glycol), vegetable oils, and suitable mixtures thereof.

[68] Pharmaceutical compositions of the present invention can be in a form suitable for topical use such as, for example, an aerosol, cream, ointment, lotion, dusting powder, or the like. Further, the compositions can be in a form suitable for use in transdermal devices. These formulations may be prepared, utilizing a compound represented by Formula I of this invention, or a pharmaceutically acceptable salt or N-oxide thereof, via conventional processing methods. As an example, a cream or

ointment is prepared by admixing hydrophilic material and water, together with about 5wt% to about 10wt% of the compound, to produce a cream or ointment having a desired consistency.

[69] Pharmaceutical compositions of this invention can be in a form suitable for rectal administration wherein the carrier is a solid. It is preferable that the mixture forms unit dose suppositories. Suitable carriers include cocoa butter and other materials commonly used in the art. The suppositories may be conveniently formed by first admixing the composition with the softened or melted carrier(s) followed by chilling and shaping in molds.

[70] In addition to the aforementioned carrier ingredients, the pharmaceutical formulations described above may include, as appropriate, one or more additional carrier ingredients such as diluents, buffers, flavoring agents, binders, surface-active agents, thickeners, lubricants, preservatives (including anti-oxidants) and the like. Furthermore, other adjuvants can be included to render the formulation isotonic with the blood of the intended recipient. Compositions containing a compound described by Formula I, or pharmaceutically acceptable salts or N-oxides thereof, may also be prepared in powder or liquid concentrate form.

[71] Generally, dosage levels on the order of from about 0.01mg/kg to about 750mg/kg of body weight per day are useful in the treatment of the above-indicated conditions, or alternatively about 0.5mg to about 75g per patient per day. For example, breast cancer, head and neck cancers, and gastrointestinal cancer such as colon, rectal or stomach cancer may be effectively treated by the administration of from about 0.01 to 500mg of the compound per kilogram of body weight per day, or alternatively about 0.5mg to about 50g per patient per day.

[72] Similarly, leukemia, ovarian, bronchial, lung, and pancreatic cancer may be effectively treated by the administration of from about 0.01 to 500mg of the compound per kilogram of body weight per day, or alternatively about 0.5mg to about 50g per patient per day.

[73] Mastocytosis/ mast cell leukemia, gastrointestinal stromal tumors (GIST), small cell lung carcinoma (SCLC), colon cancer, sinonasal natural killer/T-cell lymphoma, testicular cancer (seminoma), thyroid carcinoma, malignant melanoma, ovarian carcinoma, adenoid cystic carcinoma, acute myelogenous leukemia (AML), breast carcinoma, pediatric T-cell acute lymphoblastic leukemia, angiosarcoma, anaplastic large cell lymphoma, endometrial carcinoma, and prostate carcinoma may be

effectively treated by the administration of from about 0.01 to 500mg of the compound per kilogram of body weight per day, or alternatively about 0.5mg to about 50g per patient per day.

[74] It is understood, however, that the specific dose level for any particular patient will depend upon a variety of factors including the age, body weight, general health, sex, diet, time of administration, route of administration, rate of excretion, drug combination and the severity of the particular disease undergoing therapy.

[75] The compounds of the present invention, or pharmaceutically acceptable salts or N-oxides thereof, can also be effectively administered in conjunction with other cancer therapeutic compounds. For example, cytotoxic agents and angiogenesis inhibiting agents can be advantageous co-agents with the compounds of the present invention. Accordingly, the present invention includes compositions comprising the compounds represented by Formula I, or a pharmaceutically acceptable salt or N-oxide thereof, and a cytotoxic agent or an angiogenesis-inhibiting agent. The amounts of each can be therapeutically effective alone – in which case the additive effects can overcome cancers resistant to treatment by monotherapy. The amounts of any can also be subtherapeutic – to minimize adverse effects, particularly in sensitive patients.

[76] It is understood that the treatment of cancer depends on the type of cancer. For example, lung cancer is treated differently as a first line therapy than are colon cancer or breast cancer treated. Even within lung cancer, for example, first line therapy is different from second line therapy, which in turn is different from third line therapy. Newly diagnosed patients might be treated with cisplatin containing regimens. Were that to fail, they move onto a second line therapy such as a taxane. Finally, if that failed, they might get a tyrosine kinase EGFR inhibitor as a third line therapy. Further, The regulatory approval process differs from country to country. Accordingly, the accepted treatment regimens can differ from country to country. Nevertheless, the compounds of the present invention, or pharmaceutically acceptable salts or N-oxides thereof, can be beneficially co-administered in conjunction or combination with other such cancer therapeutic compounds. Such other compounds include, for example, a variety of cytotoxic agents (alkylators, DNA topoisomerase inhibitors, antimetabolites, tubulin binders); inhibitors of angiogenesis; and different other forms of therapies including kinase inhibitors such as Tarceva, monoclonal antibodies, and cancer vaccines. Other such compounds that can be beneficially co-administered with the compounds of the present invention include doxorubicin,

vincristine, cisplatin, carboplatin, gemcitabine, and the taxanes. Thus, the compositions of the present invention include a compound according to Formula I, or a pharmaceutically acceptable salt or N-oxide thereof, and an anti-neoplastic, anti-tumor, anti-angiogenic, or chemotherapeutic agent.

[77] The compounds of the present invention, or pharmaceutically acceptable salts or N-oxides thereof, can also be effectively administered in conjunction with other therapeutic compounds, aside from cancer therapy. For example, therapeutic agents effective to ameliorate adverse side-effects can be advantageous co-agents with the compounds of the present invention.

I. Assay for inhibition of c-Kit in intact cells

[78] The ability of compounds to inhibit the tyrosine kinase activity of c-Kit was determined in a cell-based ELISA assay using the H526 cell line (ATCC # CRL-5811), which was originally derived from a human small cell lung cancer. The assay determines the ability of compounds to block ligand-stimulated tyrosine phosphorylation of the wild-type c-Kit receptor protein that is endogenously expressed in H526 cells. Cells are pre-incubated with compounds at various concentrations prior to addition of stem cell factor (SCF), the ligand for the c-Kit receptor tyrosine kinase. Cell lysates are then prepared and the c-Kit protein is captured onto a c-Kit antibody-coated 96-well ELISA plate. The phosphotyrosine content of the receptor protein is then monitored by quantitation of the degree of binding of an antibody that recognizes only the phosphorylated tyrosine residues within the captured protein. The antibody used has a reporter enzyme (e.g. horseradish peroxidase, HRP) covalently attached, such that binding of antibody to phosphorylated c-Kit can be determined quantitatively by incubation with an appropriate HRP substrate.

[79] The stock reagents used are as follows:

Cell lysis buffer:

50 mM Tris-HCl, pH 7.4

150 mM NaCl

10% Glycerol

1% Triton X-100

0.5 mM EDTA

1 μ g/mL leupeptin

1 μ g/mL aprotinin

1 mM Sodium orthovanadate

Anti c-Kit antibody:

0.5 μ g/mL anti c-Kit Ab-3 (Lab Vision, catalog #MS289P1) in 50mM Sodium bicarbonate, pH 9.

ELISA Assay plates:

[80] ELISA assay plates are prepared by addition of 100 μ L of anti c-Kit antibody to each well of a 96-well Microlite-2 plate (Dynex, catalog # 7417), followed by incubation at 37°C for 2h. The wells are then washed twice with 300 μ L wash buffer.

Plate wash buffer:

[81] PBS containing 0.5% Tween-20 (PBST)

Cell assay medium:

[82] RPMI with 0.1% BSA

pY20-HRP:

[83] 25ng/mL pY20-HRP (Calbiochem, catalog # 525320) in PBS, containing 0.5% Tween-20, 5% BSA, 1 mM Sodium orthovanadate

HRP substrate:

[84] Chemoluminescent detection reagent (Pierce, catalog # 37075)

Assay protocol:

[85] Cultures of H526 cells, growing in RPMI with 10% fetal calf serum, were collected by centrifugation, washed twice with PBS, and suspended in cell assay medium. Cells were then distributed into a V-bottom 96-well plate at 7.5×10^4 cells per well in 100 μ L cell assay medium.

[86] Compound dilutions were prepared from 10mM DMSO stocks by dilution in cell assay medium, the final concentration of DMSO in the assay being 0.1%. To compound incubation wells, 50 μ L of the test compound was added (compounds are assayed at concentrations between 0.1nM and 100 μ M); to positive and negative control wells, 50 μ L cell assay medium containing 0.1% DMSO was added. The cells were then incubated with compound at 37°C for 3h. SCF (R&D Systems, catalog #255-SC-010) was then added in order to stimulate the Kit receptor and induce its tyrosine phosphorylation. Then, 10 μ L of a 1.6 μ g/mL solution of SCF in cell assay medium was added to all wells apart from the negative control wells, and the cells were incubated for an additional 15min at 37°C. Following the addition of ice-cold PBS, the plate was centrifuged at 1000rpm for 5min, the medium removed by aspiration, and the cell pellet lysed by the addition of 120 μ L ice-cold cell lysis buffer per well. The plate was kept on

ice for 20min and 100 μ L of the cell lysates from each well were then transferred to the wells of an ELISA assay plate and incubated at 4°C for 16h.

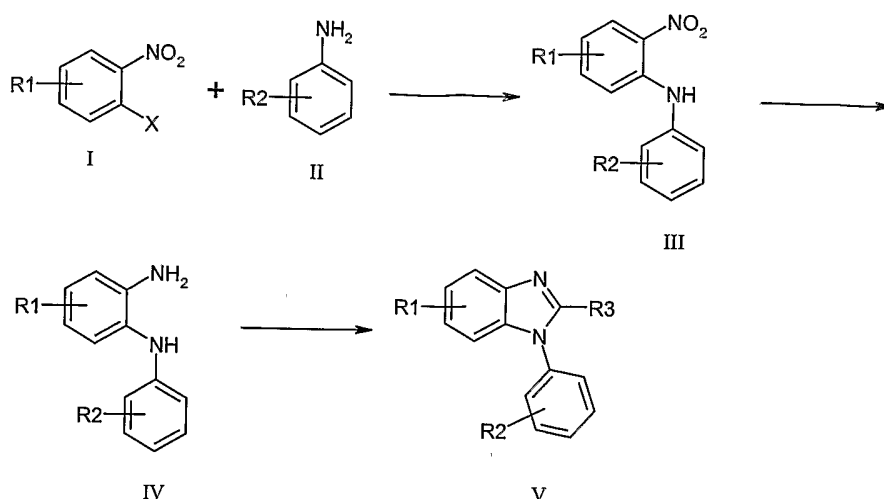
[87] Following incubation of the cell lysates in the ELISA plate, the wells were washed 4 times with 300 μ L wash buffer, then 100 μ L of the phosphotyrosine detection antibody pY20-HRP was added to each well and the plate incubated at rt for 2h. The wells were then washed 4 times with 300 μ L wash buffer. Then, 50 μ L of the chemiluminescent HRP substrate was added to each well for luminometric quantitation of the amount of antiphosphotyrosine-HRP conjugate bound to the plate.

[88] Comparison of the assay signals obtained in the presence of compound with those of the positive and negative controls (cells incubated in the presence or absence of SCF, with no compound added), allows the degree of inhibition of c-Kit receptor tyrosine phosphorylation to be determined over a range of compound concentrations. These inhibition values were fitted to a sigmoidal dose-response inhibition curve to determine the IC₅₀ values (i.e. the concentration of compound that inhibits SCF-induced tyrosine phosphorylation of the c-Kit protein by 50%).

[89] The **EXAMPLES** of this invention reduced the level of SCF-induced tyrosine phosphorylation of Kit in intact H526 cells as determined in the above assay with IC₅₀ values between 15 μ M and 0.1nM.

EXPERIMENTAL

[90] The **EXAMPLES** of the present invention were prepared according to the following procedures by the methods illustrated in the following schemes. Appropriate solvents, temperatures, pressures and other reaction conditions may be readily selected by one of ordinary skill in the art. Similarly, suitable starting materials may be commercially obtained or readily prepared by one skilled in the art.

Scheme 1

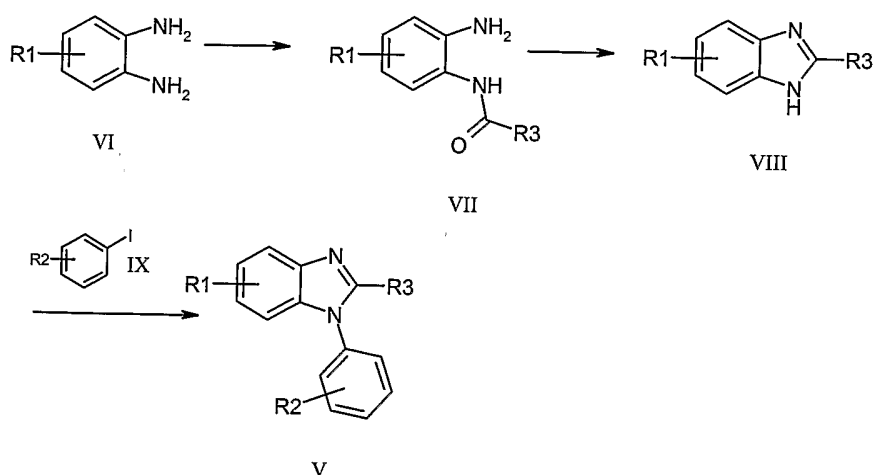
[91] In **Scheme 1**, diarylamines (**III**) may be produced from the condensation of nitrobenzenes (**I**, X = F, OMS, OTs) with substituted anilines (**II**). Coupling of the anilines (**II**) may also be achieved where X = I, Br, Cl, OTf by utilisation of Pd(0) mediated Buchwald-Hartwig-type conditions (such as those described in *J. Organic Chem.*, (1996), 61(21), 7240) or with Cu(I) catalysts and base (e.g. K₂CO₃). Reduction of **III** to give the phenylenediamines (**IV**) may be achieved using for example, hydrogen in the presence of a suitable transition metal catalyst (palladium, platinum, ruthenium, nickel), iron, zinc or tin under acidic conditions, with sodium hydrosulphite or with tin(II)chloride dihydrate. Cyclisation of **IV** to the benzimidazoles (**V**) may be achieved by reaction with a corresponding carboxylic acid, acid halide, acid anhydride or an orthoformate (e.g. (MeO)₃CH) and an acid such as formic or *p*-toluenesulphonic acid. Under certain conditions used to reduce **III** e.g. iron powder in formic acid, conversion to the benzimidazoles **V** may be achieved in one pot. Also, by inclusion of trimethyl orthoformate into a hydrogenation mixture with **III**, allows the direct conversion to **V**.

[92] **Scheme 2** below shows that formation of N-arylbenzimidazoles (**V**) may also be accomplished via the process outlined, whereby N¹H benzimidazoles (**VIII**) may be arylated under Pd(0) mediated conditions as disclosed in *J. Amer. Chem. Soc.*, (2000), 122, 7600. Separation of the resulting regioisomers may be achieved by a number of means known to those skilled in the art including, but not limited to, chromatographic means or through crystallisation from a suitable solvent.

Benzimidazoles (**VIII**) may be produced from the cyclisation of the anilides (**VII**) with acids such as, but not limited to, acetic, *p*-toluenesulphonic, hydrochloric, sulphuric or phosphoric acid. In turn the anilides (**VII**) can be prepared by reaction of *o*-

phenylenediamines with acid halides or anhydrides or with carboxylic acids in the presence of appropriate coupling reagents known to those skilled in the art such as, but not limited to, EDC, DCC, HOAt, HOBt, HATU, TBTU, or CDI including solid supported versions of these solution phase reagents. Where R3 = H, compounds such as VII may be prepared by formylation of VI with alkyl formates (e.g. methyl formate). In the processes described, conversion of VI into VII may also lead to the partial or complete conversion to VIII.

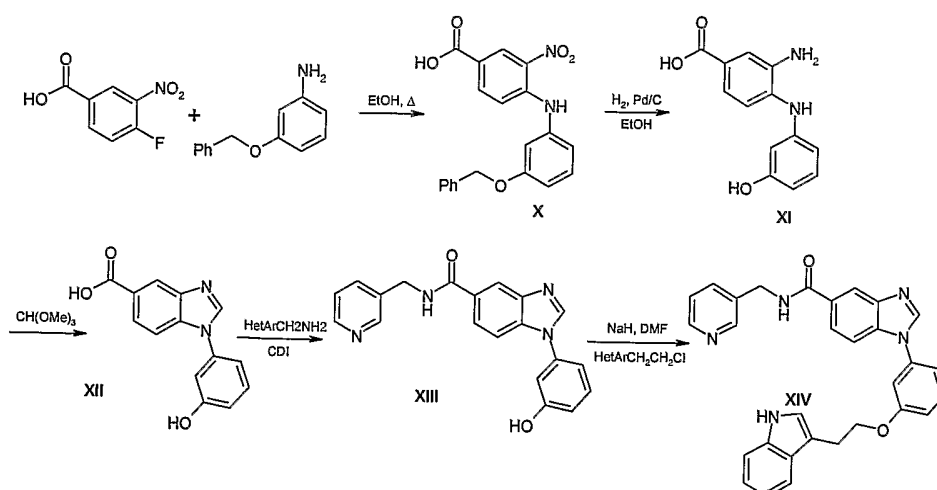
Scheme 2



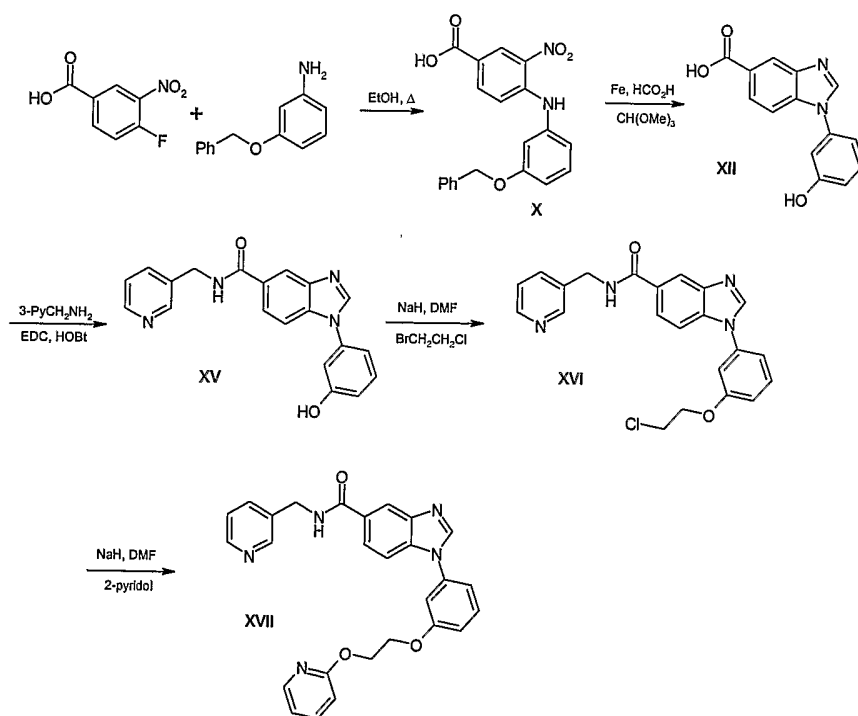
[93] Functionalities R1 and R2, may be included into the target molecules through appropriate choice of starting materials, e.g. of type I, II, VI and IX. Where the final functionality is not available directly through this process, or where such functionality may be compromised during the subsequent chemistry to build the final molecule, alternative functionalities may be used and subsequently transformed into the final desired functionality by methods, and at points in the sequence, readily determined by one skilled in the art.

[94] For example, a non-exhaustive list of such transformations includes the conversions: OMe→OH (BBr₃), NH₂→Cl (NaNO₂, CuCl), Br→CN (Pd₂(dba)₃, Zn(CN)₂, DPPF), Me→CO₂H (KMnO₄), CO₂H→CO₂Me (MeOH, H₂SO₄), OH→OAlkyl (Alkyl halide, base), CO₂H→CONR'R'' (EDC, HOAt, DIPEA, HNR'R''), Br→CO₂Me (Pd₂(dba)₃, DPPF, CO(g), MeOH), Br→CO₂H (^tBuLi, CO₂), Ar-H→Ar-Br (NBS), CN→CO₂H (conc. H₂SO₄), Br→NR'R'' (Pd₂(dba)₃, DPPF, HNR'R'').

[95] Representative examples of the incorporation of such functionality into target molecules are shown below in Schemes 3-5.

Scheme 3

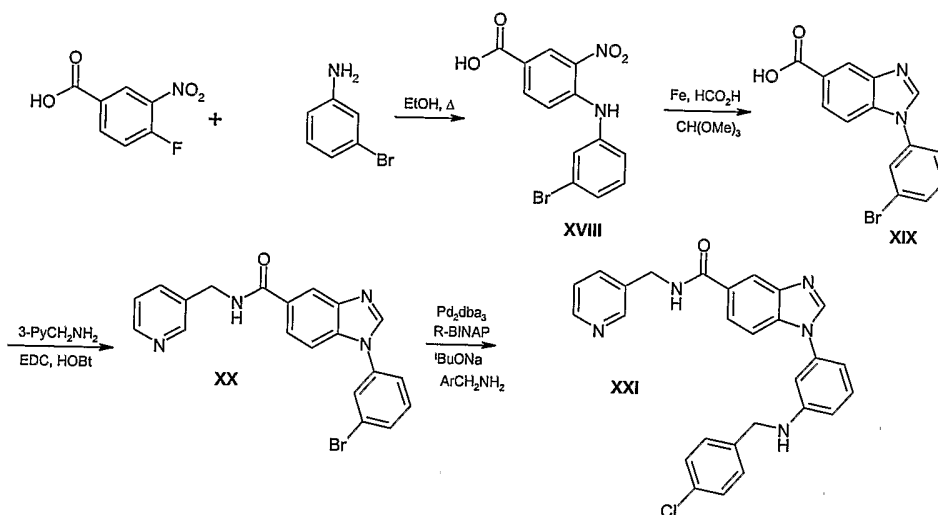
[96] Condensation of 3-benzyloxyaniline with 4-fluoro-3-nitrobenzoic acid occurs through heating in ethanol to give X which may be reduced via catalytic hydrogenation over 10%Pd/C in ethanol to give the phenylenediamine (XI). Cyclisation of XI to the benzimidazole (XII) is achieved by heating with an excess of trimethylorthoformate. 1,1'-Carbonyldiimidazole mediated coupling with 3-pyridylmethylamine gives amide XIII which may be alkylated with 3-(2-chloroethyl)indole in the presence of sodium hydride.

Scheme 4

[97] In Scheme 4 the aniline X is reduced and cyclised in one-pot using trimethylorthoformate in the presence of the iron and formic acid reducing mixture. The

acid **XII** in this instance is coupled with 3-aminomethylpyridine utilising EDC and HOBt to give amide **XV** which is alkylated with 1-bromo-2-chloroethane and sodium hydride. The resulting haloalkyl derivative **XVI** is used to alkylate 2-pyridol, again using sodium hydride as base, to give the target molecule **XVII**.

Scheme 5



[98] Amino derivatives of the type **XXI** may be prepared as in **Scheme 5** whereby the appropriate bromobenzimidazole (**XX**) is formed under the conditions employed for **Scheme 4** and is subjected to $\text{Pd}(0)$ mediated amination conditions to introduce, in this case, a substituted benzylamino group.

[99] Definitions: EDC = ethyl dimethylaminopropylcarbodiimide hydrochloride, HOAt = 1-hydroxyazabenzotriazole, HOBt = 1-hydroxybenzotriazole, CDI = 1,1'-carbonyldiimidazole, TBTU = O-benzotriazole- $\text{N,N,N}',\text{N}'$ -tetramethyluronium tetrafluoroborate, HATU = azabenzotriazolyl- $\text{N,N,N}',\text{N}'$ -tetramethyluronium hexafluorophosphate, DIPEA = diisopropylethylamine, TEA = triethylamine, DMF = N,N -dimethylformamide, NMP = N -methylpyrrolidinone, DCM = dichloromethane, DMAP = 4-dimethylaminopyridine, TFA = trifluoroacetic acid, Boc = t butoxycarbonyl, Fmoc = fluorenylmethoxycarbonyl, DMSO = dimethylsulphoxide, OMs = OSO_2Me , OTs = $\text{OSO}_2\text{-(4-Me)Ph}$, OTf = OSO_2CF_3 , DPPF = , $\text{Pd}_2(\text{dba})_3$, NBS = N -bromosuccinimide, HCl (aq) = aqueous hydrochloric acid, DMA = N,N -dimethylacetamide, MeOH = methanol, EtOH = ethanol, EtOAc = ethyl acetate, DCM = dichloromethane, THF = tetrahydrofuran, HOAc = acetic acid, DMF = N,N -dimethylformamide, HPLC = high performance liquid chromatography,

General procedures for the preparation of N -substituted benzimidazoles:

- [100] a) 3-Fluoro-2-nitrobenzoic acid (21.6mmol) and an aniline (43.2mmol) in 15mL of ethanol were stirred at reflux under argon for 5h resulting in the formation of an orange precipitate. After 12h the heterogeneous reaction mixture was poured into 50mL of 1N HCl(aq) and diluted with 100mL of water. The solution was stirred for 20min then the precipitate filtered to yield the 4-anilino-3-nitrobenzoic Acid: e.g. 4-[[3-(benzyloxy)phenyl]amino]-3-nitrobenzoic acid.
- [101] b) A solution of the 4-anilino-3-nitrobenzoic acid (20.1mmol) in THF (100mL) was charged with 10% Pd/C (500mg) and the reaction flask evacuated and subsequently charged with H₂ (g) three times. The mixture was stirred vigorously for 12h after which time it was filtered through diatomaceous earth and the filtrate concentrated *in vacuo* to give the desired 3-amino-4-anilinobenzoic acid: e.g. 3-amino-4-[(3-hydroxyphenyl)amino]benzoic acid.
- [102] c) A solution of 3-amino-4-anilinobenzoic acid (20.1mmol) in formic acid (40mL) was charged with trimethylorthoformate (2.4mL, 22.0mmol) and heated at reflux for 3h after which time the mixture was allowed to cool to rt and stirred for 12h. The reaction mixture was then poured into 150mL of H₂O and stirred for 20min yielding a precipitate which was isolated by filtration to give the 1-aryl-1*H*-benzimidazole-5-carboxylic acid: e.g. 1-(3-hydroxyphenyl)-1*H*-benzimidazole-5-carboxylic acid.
- [103] d) A solution of the 1-aryl-1*H*-benzimidazole-5-carboxylic acid (0.39mmol) in DMF (5mL) was treated with CDI (95mg, 0.58mmol) and stirred for 15min resulting in the formation of a white precipitate. A primary or secondary amine (0.78mmol) was then added and the mixture was stirred overnight prior to being poured into 75mL H₂O and any solid subsequently formed, isolated by filtration to give the 1-aryl-*N*-(substituted)-1*H*-benzimidazole-5-carboxamide. Where the desired product did not precipitate from the reaction solution or during the work up, it was isolated by addition of water, extraction into organic solvent (typically EtOAc), drying and concentration of the extracts, and the residue then purified by preparative HPLC or by normal phase chromatography over silica gel.
- [104] e) Alternatively:
- [105] A solution of 1-aryl-1*H*-benzimidazole-5-carboxylic acid (0.78mmol) in DMF (4mL) was treated with EDC (227mg, 1.18mmol) and DMAP (9mg, 0.07mmol) and the mixture stirred for 10min prior to the addition of a primary or secondary amine (1.68mmol). The mixture was stirred overnight after which time product was isolated

by filtration and the cake washed with methanol (3 x 5mL) to give the desired 1-aryl-*N*-(substituted)-1*H*-benzimidazole-5-carboxamide.

[106] Again, where the desired product did not precipitate from the reaction solution or during the work up, it was isolated by addition of water, extraction into organic solvent (typically EtOAc), drying and concentration of the extracts, and the residue then purified by preparative HPLC or by normal phase chromatography over silica gel.

[1] **General procedure for the alkylation of *N*-(hydroxyphenyl) benzimidazole derivatives:**

[107] f) A mixture of 1-(3-hydroxyphenyl)-*N*-pyridin-3-ylmethyl-1*H*-benzimidazole-5-carboxamide (prepared as described above, 75mg, 0.22mmol) and potassium carbonate (33mg, 0.24mmol) in acetonitrile (4mL), DMF (1mL), and distilled water (0.5mL), was treated with an alkyl bromide (0.22mmol) and the reaction mixture heated at 60°C under N₂ for 16h. The reaction mixture was then concentrated *in vacuo* and the residue subjected to reverse-phase preparative HPLC purification to give the 1-(3-alkyloxyphenyl)-*N*-pyridin-3-ylmethyl-1*H*-benzimidazole-5-carboxamide.

[108] The following compounds were prepared according to the procedures described above utilizing an appropriately substituted phenol and alkylating agent in place of 1-(3-hydroxyphenyl)-*N*-pyridin-3-ylmethyl-1*H*-benzimidazole-5-carboxamide and the 'alkyl' bromide, respectively.

EXAMPLE 1

[109] 1-{3-[2-(Phenylthio)ethoxy]phenyl}-*N*-pyridin-3-ylmethyl-1*H*-benzimidazole-5-carboxamide; (DMSO-d₆, 400 MHz): δ 3.41 (t, 2H, *J* = 6.4 Hz), 4.29 (t, 2H, *J* = 6.4 Hz), 4.54 (d, 2H, *J* = 6.0 Hz), 7.06 (dd, 1H, *J* = 8.2, 2.4 Hz), 7.18-7.34 (m, 5H), 7.37 (dd, 2H, *J* = 8.0, 4.8 Hz), 7.42 (d, 1H, *J* = 8.0 Hz), 7.53 (dd, 1H, *J* = 8.0, 8.0 Hz), 7.67 (d, 1H, *J* = 8.4 Hz), 7.76 (d, 1H, *J* = 7.6 Hz), 7.91 (dd, 1H, *J* = 8.8, 1.6 Hz), 8.36 (s, 1H), 8.46 (d, 1H, *J* = 3.6 Hz), 8.58 (s, 1H), 8.66 (s, 1H), 9.15 (t, 1H, *J* = 6.0); MS (ES⁺): *m/z* 481 [MH⁺]

EXAMPLE 2

[110] 1-[3-(3-phenylpropoxy)phenyl]-*N*-pyridin-3-ylmethyl-1*H*-benzimidazole-5-carboxamide. MS (ES⁺): *m/z* 463 [MH⁺]

EXAMPLE 3

[111] 1-[3-(3-phenoxypropoxy)phenyl]-*N*-pyridin-3-ylmethyl-1*H*-benzimidazole-5-carboxamide. MS (ES+): m/z 479 [MH⁺]

EXAMPLE 4

[112] 1-{3-[(4-Cyanobenzyl)oxy]phenyl}-*N*-pyridin-3-ylmethyl-1*H*-benzimidazole-5-carboxamide. MS (ES+): m/z 460 [MH⁺]

EXAMPLE 5

[113] Ethyl 5-[(3-{5-[(pyridin-3-ylmethylamino)carbonyl]-1*H*-benzimidazol-1-yl}phenoxy)methyl]-2-furoate. MS (ES+): m/z 497 [MH⁺]

EXAMPLE 6

[114] *N*-Pyridin-3-ylmethyl-1-(3-{[4-(trifluoromethoxy)benzyl]oxy}phenyl)-1*H*-benzimidazole-5-carboxamide. MS (ES+): m/z 519 [MH⁺]

EXAMPLE 7

[115] 3-(3-{5-[(Pyridin-3-ylmethylamino)carbonyl]-1*H*-benzimidazol-1-yl}phenoxy)pentyl acetate. MS (ES+): m/z 473 [MH⁺]

EXAMPLE 8

[116] 1-[3-(2-Naphthylmethoxy)phenyl]-*N*-pyridin-3-ylmethyl-1*H*-benzimidazole-5-carboxamide. MS (ES+): m/z 485 [MH⁺]

EXAMPLE 9

[117] *N*-Pyridin-3-ylmethyl-1-(3-{[4-(trifluoromethyl)benzyl]oxy}phenyl)-1*H*-benzimidazole-5-carboxamide. MS (ES+): m/z 503 [MH⁺]

EXAMPLE 10

[118] Ethyl 4-{3-[5-(pyridin-3-ylmethylaminocarbonyl)-1*H*-benzimidazol-1-yl]phenoxy}hexanoate. MS (ES+): m/z 487 [MH⁺]

EXAMPLE 11

[119] 1-[3-(2-Morpholin-4-ylethoxy)phenyl]-*N*-pyridin-3-ylmethyl-1*H*-benzimidazole-5-carboxamide. MS (ES+): m/z 458 [MH⁺]

EXAMPLE 12

[120] 1-{4-[(4-Fluorobenzyl)oxy]phenyl}-*N*-pyridin-3-ylmethyl-1*H*-benzimidazole-5-carboxamide. MS (ES+): m/z 452 [MH⁺]

EXAMPLE 13

[121] 1-{4-[2-(Phenylthio)ethoxy]phenyl}-*N*-pyridin-3-ylmethyl-1*H*-benzimidazole-5-carboxamide. MS (ES+): m/z 481 [MH⁺]

EXAMPLE 14

[122] Methyl 4-[(4-{5-[(pyridin-3-ylmethylamino)carbonyl]-1*H*-benzimidazol-1-yl}phenoxy)methyl]benzoate. MS (ES+): m/z 493 [MH⁺]

EXAMPLE 15

[123] Ethyl 5-[(4-{5-[(pyridin-3-ylmethylamino)carbonyl]-1*H*-benzimidazol-1-yl}phenoxy)methyl]-2-furoate. MS (ES+): m/z 497 [MH⁺]

EXAMPLE 16

[124] 1-{3-[(4-Methylbenzyl)oxy]phenyl}-*N*-pyridin-3-ylmethyl-1*H*-benzimidazole-5-carboxamide. MS (ES+): m/z 449 [MH⁺]

EXAMPLE 17

[125] 1-{3-[(4-Nitrobenzyl)oxy]phenyl}-*N*-pyridin-3-ylmethyl-1*H*-benzimidazole-5-carboxamide. MS (ES+): m/z 480 [MH⁺]

EXAMPLE 18

[126] 1-{4-[(4-Methylbenzyl)oxy]phenyl}-*N*-pyridin-3-ylmethyl-1*H*-benzimidazole-5-carboxamide. MS (ES+): m/z 449 [MH⁺]

EXAMPLE 19

[127] 1-[3-(3-phenoxypropoxy)phenyl]-*N*-pyridin-3-ylmethyl-1*H*-benzimidazole-5-carboxamide. MS (ES+): m/z 479 [MH⁺]

EXAMPLE 20

[128] 5-(4-{5-[(pyridin-3-ylmethylamino)carbonyl]-1*H*-benzimidazol-1-yl}phenoxy)pentyl acetate. MS (ES⁺): *m/z* 473 [MH⁺]

EXAMPLE 21

[129] Methyl 4-[(3-{5-[(pyridin-3-ylmethylamino)carbonyl]-1*H*-benzimidazol-1-yl}phenoxy)methyl]benzoate. MS (ES⁺): *m/z* 493 [MH⁺]

EXAMPLE 22

[130] 1-[4-(2-Phenylethoxy)phenyl]-*N*-pyridin-3-ylmethyl-1*H*-benzimidazole-5-carboxamide. MS (ES⁺): *m/z* 449 [MH⁺]

EXAMPLE 23

[131] Ethyl 4-{4-[5-(pyridin-3-ylmethylaminocarbonyl)-1*H*-benzimidazol-1-yl]phenoxy}hexanoate. MS (ES⁺): *m/z* 487 [MH⁺]

EXAMPLE 24

[132] 1-{4-[(4-Trifluoromethylbenzyl)oxy]phenyl}-*N*-pyridin-3-ylmethyl-1*H*-benzimidazole-5-carboxamide. MS (ES⁺): *m/z* 503 [MH⁺]

EXAMPLE 25

[133] 1-[4-(2-naphthylmethoxy)phenyl]-*N*-pyridin-3-ylmethyl-1*H*-benzimidazole-5-carboxamide. MS (ES⁺): *m/z* 485 [MH⁺]

EXAMPLE 26

[134] 1-[4-(1,1'-biphenyl-2-ylmethoxy)phenyl]-*N*-pyridin-3-ylmethyl-1*H*-benzimidazole-5-carboxamide. MS (ES⁺): *m/z* 511 [MH⁺]

EXAMPLE 27

[135] 1-{4-[(4-Nitrobenzyl)oxy]phenyl}-*N*-pyridin-3-ylmethyl-1*H*-benzimidazole-5-carboxamide. MS (ES⁺): *m/z* 480 [MH⁺]

EXAMPLE 28

[136] 1-[4-(Cyclohexylmethoxy)phenyl]-*N*-pyridin-3-ylmethyl-1*H*-benzimidazole-5-carboxamide. MS (ES⁺): *m/z* 441 [MH⁺]

EXAMPLE 29

[137] 1-[4-(1-Phenethylethoxy)phenyl]-*N*-pyridin-3-ylmethyl-1*H*-benzimidazole-5-carboxamide. MS (ES⁺): *m/z* 449 [MH⁺]

EXAMPLE 30

[138] 1-[3-(1-Phenethylethoxy)phenyl]-*N*-pyridin-3-ylmethyl-1*H*-benzimidazole-5-carboxamide. MS (ES⁺): *m/z* 449 [MH⁺]

EXAMPLE 31

[139] 1-[3-(2-Phenylethoxy)phenyl]-*N*-pyridin-3-ylmethyl-1*H*-benzimidazole-5-carboxamide. MS (ES⁺): *m/z* 449 [MH⁺]

EXAMPLE 32

[140] 1-[4-(1,1'-Biphenyl-4-ylmethoxy)phenyl]-*N*-pyridin-3-ylmethyl-1*H*-benzimidazole-5-carboxamide. MS (ES⁺): *m/z* 511 [MH⁺]

EXAMPLE 33

[141] 1-[4-(1*H*-Indol-3-ylmethoxy)phenyl]-*N*-pyridin-3-ylmethyl-1*H*-benzimidazole-5-carboxamide. MS (ES⁺): *m/z* 488 [MH⁺]

EXAMPLE 34

[142] 1-[4-(2-Morpholin-4-ylethoxy)phenyl]-*N*-pyridin-3-ylmethyl-1*H*-benzimidazole-5-carboxamide. MS (ES⁺): *m/z* 458 [MH⁺]

EXAMPLE 35

[143] *N*-Pyridin-3-ylmethyl-1-(4-{[4-(trifluoromethoxy)benzyl]oxy}phenyl)-1*H*-benzimidazole-5-carboxamide. MS (ES⁺): *m/z* 519 [MH⁺]

EXAMPLE 36

[144] 1-[4-(2-Phenoxyethoxy)phenyl]-*N*-pyridin-3-ylmethyl-1*H*-benzimidazole-5-carboxamide. MS (ES⁺): *m/z* 465 [MH⁺]

EXAMPLE 37

[145] 1-[3-(2-Phenoxyethoxy)phenyl]-*N*-pyridin-3-ylmethyl-1*H*-benzimidazole-5-carboxamide. MS (ES⁺): *m/z* 465 [MH⁺]

EXAMPLE 38

[146] 1-[3-(1*H*-Indol-3-ylmethoxy)phenyl]-*N*-pyridin-3-ylmethyl-1*H*-benzimidazole-5-carboxamide. MS (ES⁺): *m/z* 488 [MH⁺]

EXAMPLE 39

[147] 1-{4-[3-(4-Fluorophenoxy)propoxy]phenyl}-*N*-pyridin-3-ylmethyl-1*H*-benzimidazole-5-carboxamide. MS (ES⁺): *m/z* 497 [MH⁺]

EXAMPLE 40

[148] 1-{3-[3-(4-Fluorophenoxy)propoxy]phenyl}-*N*-pyridin-3-ylmethyl-1*H*-benzimidazole-5-carboxamide. MS (ES⁺): *m/z* 497 [MH⁺]

EXAMPLE 41

[149] 1-{4-[2-(4-Fluorophenoxy)ethoxy]phenyl}-*N*-pyridin-3-ylmethyl-1*H*-benzimidazole-5-carboxamide. MS (ES⁺): *m/z* 544 [MH⁺]

EXAMPLE 42

[150] 1-[3-(2-Methoxyethoxy)phenyl]-*N*-pyridin-3-ylmethyl-1*H*-benzimidazole-5-carboxamide. MS (ES⁺): *m/z* 403 [MH⁺]

EXAMPLE 43

[151] 1-{4-[2-(2-Methoxyethoxy)ethoxy]phenyl}-*N*-pyridin-3-ylmethyl-1*H*-benzimidazole-5-carboxamide. MS (ES⁺): *m/z* 447 [MH⁺]

EXAMPLE 44

[152] 1-[4-(2-Methoxyethoxy)phenyl]-*N*-pyridin-3-ylmethyl-1*H*-benzimidazole-5-carboxamide. MS (ES⁺): *m/z* 403 [MH⁺]

EXAMPLE 45

[153] 1-{3-[2-(2-Methoxyethoxy)ethoxy]phenyl}-*N*-pyridin-3-ylmethyl-1*H*-benzimidazole-5-carboxamide. MS (ES+): m/z 447 [MH⁺]

EXAMPLE 46

[154] 1-[4-(2-Ethoxyethoxy)phenyl]-*N*-pyridin-3-ylmethyl-1*H*-benzimidazole-5-carboxamide. MS (ES+): m/z 417 [MH⁺]

EXAMPLE 47

[155] 1-[3-(2-Ethoxyethoxy)phenyl]-*N*-pyridin-3-ylmethyl-1*H*-benzimidazole-5-carboxamide. MS (ES+): m/z 417 [MH⁺]

EXAMPLE 48

[156] 1-{3-[2-(4-Bromophenoxy)ethoxy]phenyl}-*N*-pyridin-3-ylmethyl-1*H*-benzimidazole-5-carboxamide. MS (ES+): m/z 543 [Br⁷⁹MH⁺], 545 [Br⁸¹MH⁺]

EXAMPLE 49

[157] 1-{4-[2-(4-Bromophenoxy)ethoxy]phenyl}-*N*-pyridin-3-ylmethyl-1*H*-benzimidazole-5-carboxamide. MS (ES+): m/z 543 [Br⁷⁹MH⁺], 545 [Br⁸¹MH⁺]

EXAMPLE 50

[158] 1-{4-[2-Methylthiazol-4-ylmethyl]oxy]phenyl}-*N*-pyridin-3-ylmethyl-1*H*-benzimidazole-5-carboxamide. MS (ES+): m/z 456 [MH⁺]

EXAMPLE 51

[159] 1-{3-[(2-Methylthiazol-4-ylmethyl)oxy]phenyl}-*N*-pyridin-3-ylmethyl-1*H*-benzimidazole-5-carboxamide. MS (ES+): m/z 456 [MH⁺]

EXAMPLE 52

[160] 1-{3-[(Quinolin-2-ylmethyl)oxy]phenyl}-*N*-pyridin-3-ylmethyl-1*H*-benzimidazole-5-carboxamide. MS (ES+): m/z 486 [MH⁺]

EXAMPLE 53

[161] 1-{4-[(Quinolin-2-ylmethyl)oxy]phenyl}-*N*-pyridin-3-ylmethyl-1*H*-benzimidazole-5-carboxamide. MS (ES+): m/z 486 [MH⁺]

EXAMPLE 54

[162] 1-{3-[2-(4-Chlorophenoxy)ethoxy]phenyl}-*N*-pyridin-3-ylmethyl-1*H*-benzimidazole-5-carboxamide. MS (ES⁺): *m/z* 499 [MH⁺]

EXAMPLE 55

[163] *N*-Pyridin-3-ylmethyl-1-(4-{3-[3-(trifluoromethoxy)phenoxy]propoxy}phenyl)-1*H*-benzimidazole-5-carboxamide.

[164] 1-[4-(2-Chloropropoxy)phenyl]-*N*-pyridin-3-ylmethyl-1*H*-benzimidazole-5-carboxamide (prepared as described above using 1-(4-hydroxyphenyl)-*N*-pyridin-3-ylmethyl-1*H*-benzimidazole-5-carboxamide as phenol and 1-bromo-3-chloropropane as alkylating agent) (100 mg, 0.24 mmol), 3-trifluoromethoxyphenol (42mg, 31 μ L 0.24mmol) and potassium carbonate (36 mg, 0.26 mmol) were suspended in acetonitrile (2 mL), DMF (1 mL), and water (0.5 mL) and the mixture stirred at 60 °C for 18h. The reaction mixture was then concentrated *in vacuo* and purified by reverse-phase preparative HPLC to give *N*-pyridin-3-ylmethyl-1-(4-{3-[3-(trifluoromethoxy)phenoxy]propoxy}phenyl)-1*H*-benzimidazole-5-carboxamide. ¹H NMR (CDCl₃, 400 MHz): δ 8.66 (d, *J* = 2.0 Hz, 1H), 8.56 (dd, *J* = 4.8, 1.2 Hz, 1H), 8.34 (d, *J* = 1.6 Hz, 1H), 8.05 (s, 1H), 7.90 (dd, *J* = 8.4, 1.6 Hz, 1H), 7.78 (ddd, *J* = 8.0, 2.0, 2.0 Hz, 1H), 7.48 (d, *J* = 8.0 Hz, 1H), 7.43-7.37 (m, 2H), 7.34-7.28 (m, 2H), 7.20-7.08 (m, 3H), 6.90-6.78 (m, 3H), 4.75 (d, *J* = 5.6 Hz, 2H), 4.27 (t, *J* = 6.0 Hz, 2H), 4.22 (t, *J* = 6.0 Hz, 2H), 2.35 (quin, *J* = 6.0 Hz, 2H); MS (ES⁺): *m/z* 563 [MH⁺]

[165] The following compounds were prepared according to procedures analogous to those described above.

EXAMPLE 56

[166] 1-{4-[3-(3-Methoxyphenoxy)propoxy]phenyl}-*N*-pyridin-3-ylmethyl-1*H*-benzimidazole-5-carboxamide. MS (ES⁺): *m/z* 509 [MH⁺]

EXAMPLE 57

[167] 1-{4-[3-(3-Chlorophenoxy)propoxy]phenyl}-*N*-pyridin-3-ylmethyl-1*H*-benzimidazole-5-carboxamide. MS (ES⁺): *m/z* 513 [MH⁺], 515 [MH⁺]

EXAMPLE 58

[168] 1-{4-[3-(4-Cyanophenoxy)propoxy]phenyl}-*N*-pyridin-3-ylmethyl-1*H*-benzimidazole-5-carboxamide. MS (ES+): *m/z* 504 [MH⁺]

EXAMPLE 59

[169] 1-{4-[3-(4-Methoxyphenoxy)propoxy]phenyl}-*N*-pyridin-3-ylmethyl-1*H*-benzimidazole-5-carboxamide. MS (ES+): *m/z* 509 [MH⁺]

EXAMPLE 60

[170] 1-{4-[3-(3-Methylphenoxy)propoxy]phenyl}-*N*-pyridin-3-ylmethyl-1*H*-benzimidazole-5-carboxamide. MS (ES+): *m/z* 493 [MH⁺]

EXAMPLE 61

[171] 1-{4-[3-(3-Ethynylphenoxy)propoxy]phenyl}-*N*-pyridin-3-ylmethyl-1*H*-benzimidazole-5-carboxamide. MS (ES+): *m/z* 503 [MH⁺]

EXAMPLE 62

[172] 1-{3-[3-(4-Methylphenoxy)propoxy]phenyl}-*N*-pyridin-3-ylmethyl-1*H*-benzimidazole-5-carboxamide. MS (ES+): *m/z* 493 [MH⁺]

EXAMPLE 63

[173] 1-{3-[3-(4-Cyanophenoxy)propoxy]phenyl}-*N*-pyridin-3-ylmethyl-1*H*-benzimidazole-5-carboxamide. MS (ES+): *m/z* 504 [MH⁺]

EXAMPLE 64

[174] 1-(3-{3-[3-(Trifluoromethoxy)phenoxy]propoxy}phenyl)-*N*-pyridin-3-ylmethyl-1*H*-benzimidazole-5-carboxamide. MS (ES+): *m/z* 563 [MH⁺]

EXAMPLE 65

[175] 1-{3-[3-(3-Chlorophenoxy)propoxy]phenyl}-*N*-pyridin-3-ylmethyl-1*H*-benzimidazole-5-carboxamide. MS (ES+): *m/z* 513 [MH⁺]

EXAMPLE 66

[176] 1-{3-[3-(4-Chlorophenoxy)propoxy]phenyl}-*N*-pyridin-3-ylmethyl-1*H*-benzimidazole-5-carboxamide. MS (ES⁺): *m/z* 513 [MH⁺], 515 [MH⁺]

EXAMPLE 67

[177] 1-{3-[3-(4-Bromophenoxy)propoxy]phenyl}-*N*-pyridin-3-ylmethyl-1*H*-benzimidazole-5-carboxamide. MS (ES⁺): *m/z* 557 [MH⁺], 559 [MH⁺]

EXAMPLE 68

[178] 1-(3-{3-[4-(Trifluoromethoxy)phenoxy]propoxy}phenyl)-*N*-pyridin-3-ylmethyl-1*H*-benzimidazole-5-carboxamide. MS (ES⁺): *m/z* 563 [MH⁺]

EXAMPLE 69

[179] 1-{3-[3-(3,4-Dichlorophenoxy)propoxy]phenyl}-*N*-pyridin-3-ylmethyl-1*H*-benzimidazole-5-carboxamide. MS (ES⁺): *m/z* 547 [MH⁺], 548 [MH⁺]

EXAMPLE 70

[180] 1-{3-[3-(4-Imidazol-1-ylphenoxy)propoxy]phenyl}-*N*-pyridin-3-ylmethyl-1*H*-benzimidazole-5-carboxamide. MS (ES⁺): *m/z* 545 [MH⁺]

EXAMPLE 71

[181] 1-(3-{3-[4-(4*H*-1,2,4-Triazol-4-yl)phenoxy]propoxy}phenyl)-*N*-pyridin-3-ylmethyl-1*H*-benzimidazole-5-carboxamide. MS (ES⁺): *m/z* 546 [MH⁺]

EXAMPLE 72

[182] 1-(3-{3-[4-(Trifluoromethyl)phenoxy]propoxy}phenyl)-*N*-pyridin-3-ylmethyl-1*H*-benzimidazole-5-carboxamide. MS (ES⁺): *m/z* 550 [MH⁺]

EXAMPLE 73

[183] Methyl 4-(3-{3-[5-(*N*-pyridin-3-ylmethyl)aminocarbonyl]-1*H*-benzimidazol-1-ylphenoxy}propoxy)benzoate. MS (ES⁺): *m/z* 537 [MH⁺]

EXAMPLE 74

[184] 1-{4-[3-(4-Bromophenoxy)propoxy]phenyl}-*N*-pyridin-3-ylmethyl-1*H*-benzimidazole-5-carboxamide. MS (ES⁺): *m/z* 557 [Br⁷⁹MH⁺], 559 [Br⁸¹MH⁺]

EXAMPLE 75

[185] 1-{3-[2-(4-Methylphenoxy)ethoxy]phenyl}-*N*-pyridin-3-ylmethyl-1*H*-benzimidazole-5-carboxamide.

[186] 1-(3-Hydroxyphenyl)-*N*-pyridin-3-ylmethyl-1*H*-benzimidazole-5-carboxamide (5.0g, 14.5mmol), tetrabutylammonium iodide (536mg, 1.5mmol) and sodium hydroxide (9.8g, 41.7mmol) were dissolved in anhydrous ethanol and heated to reflux for 15min. 2-Chloroethyl tosylate (581mg, 41.67mmol, 7.6mL) was then added and the mixture allowed to stir at 80°C for 18h. After this time, the reaction mixture was concentrated *in vacuo* and the crude product purified by chromatography over silica gel eluting with 50% ethyl acetate/hexanes to 10% methanol in ethyl acetate to give 1-[3-(2-chloroethoxy)phenyl]-*N*-pyridin-3-ylmethyl-1*H*-benzimidazole-5-carboxamide.

[187] This material was reacted with 4-methylphenol using the previously described procedures to give the title compound. ¹H NMR (CDCl₃, 400 MHz): δ 2.29 (s, 3H), 4.35 (dd, 2H, J = 5.6, 2.8 Hz), 4.39 (dd, 2H, J = 5.2, 3.2 Hz), 4.74 (d, 2H, J = 5.6 Hz), 6.64 (dd, 1H, J = 7.2, 7.2 Hz), 6.85 (ddd, 2H, J = 9.6, 3.2, 3.2 Hz), 7.07-7.13 (m, 4H), 7.30 (dd, 1H, J = 7.6, 4.8 Hz), 7.51 (dd, 1H, J = 7.6, 7.6 Hz), 7.61 (d, 1H, J = 8.8 Hz), 7.77 (dd, 1H, J = 6.4, 1.6 Hz), 7.88 (dd, 1H, J = 8.8, 2.0 Hz), 8.17 (s, 1H), 8.27 (s, 1H), 8.56 (dd, 1H, J = 4.8, 1.6 Hz), 8.66 (d, 1H, J = 2.0 Hz); MS (ES⁺): *m/z* 479 [MH⁺]

[188] The following compounds were prepared according to the previously described procedures, substituting the 1-(3-hydroxyphenyl)-*N*-pyridin-3-ylmethyl-1*H*-benzimidazole-5-carboxamide for 1-(4-hydroxyphenyl)-*N*-pyridin-3-ylmethyl-1*H*-benzimidazole-5-carboxamide where applicable, and 4-methylphenol for the appropriately substituted phenol.

EXAMPLE 76

[189] 1-{4-[2-(3-Chlorophenoxy)ethoxy]phenyl}-*N*-pyridin-3-ylmethyl-1*H*-benzimidazole-5-carboxamide. MS (ES⁺): *m/z* 499 [MH⁺], 501 [MH⁺]

EXAMPLE 77

[190] 1-{4-[2-(3-Ethynylphenoxy)ethoxy]phenyl}-*N*-pyridin-3-ylmethyl-1*H*-benzimidazole-5-carboxamide. MS (ES⁺): *m/z* 499 [MH⁺]

EXAMPLE 78

[191] 1-{4-[2-(3-Bromophenoxy)ethoxy]phenyl}-*N*-pyridin-3-ylmethyl-1*H*-benzimidazole-5-carboxamide. MS (ES+): m/z 543 [$\text{Br}^{79}\text{MH}^+$], 545 [$\text{Br}^{81}\text{MH}^+$]

EXAMPLE 79

[192] 1-{4-[2-(4-Cyanophenoxy)ethoxy]phenyl}-*N*-pyridin-3-ylmethyl-1*H*-benzimidazole-5-carboxamide. MS (ES+): m/z 490 [MH^+]

EXAMPLE 80

[193] 1-{4-[2-(4-Chlorophenoxy)ethoxy]phenyl}-*N*-pyridin-3-ylmethyl-1*H*-benzimidazole-5-carboxamide. MS (ES+): m/z 499 [$\text{Cl}^{35}\text{MH}^+$], 501 [$\text{Cl}^{37}\text{MH}^+$]

EXAMPLE 81

[194] 1-{4-[2-(4-Methoxyphenoxy)ethoxy]phenyl}-*N*-pyridin-3-ylmethyl-1*H*-benzimidazole-5-carboxamide. MS (ES+): m/z 495 [MH^+]

EXAMPLE 82

[195] 1-{4-[2-(3-Methylphenoxy)ethoxy]phenyl}-*N*-pyridin-3-ylmethyl-1*H*-benzimidazole-5-carboxamide. MS (ES+): m/z 479 [MH^+]

EXAMPLE 83

[196] *N*-Pyridin-3-ylmethyl-1-(4-{2-[(3-trifluoromethoxy)phenoxy]ethoxy}phenyl)-1*H*-benzimidazole-5-carboxamide. MS (ES+): m/z 549 [MH^+]

EXAMPLE 84

[197] 1-{4-[2-(4-Methylphenoxy)ethoxy]phenyl}-*N*-pyridin-3-ylmethyl-1*H*-benzimidazole-5-carboxamide. MS (ES+): m/z 479 [MH^+]

EXAMPLE 85

[198] 1-{4-[2-(3-Methoxyphenoxy)ethoxy]phenyl}-*N*-pyridin-3-ylmethyl-1*H*-benzimidazole-5-carboxamide. MS (ES+): m/z 495 [MH^+]

EXAMPLE 86

[199] 1-{3-[2-(3-Chlorophenoxy)ethoxy]phenyl}-*N*-pyridin-3-ylmethyl-1*H*-benzimidazole-5-carboxamide. MS (ES+); m/z 499 [$\text{Cl}^{35}\text{MH}^+$], 501 [$\text{Cl}^{37}\text{MH}^+$]

EXAMPLE F1

[200] 1-[4-(Pyridin-3-ylmethoxy)phenyl]-*N*-pyridin-3-ylmethyl-1*H*-benzimidazole-5-carboxamide.

[201] A mixture of 1-(4-hydroxyphenyl)-*N*-pyridin-3-ylmethyl-1*H*-benzimidazole-5-carboxamide (75mg, 0.22mmol), PS-triphenylphosphine resin (327mg, 0.33mmol), and 3-pyridinecarbinol (35mg, 32 μ L, 0.33mmol) in anhydrous DMF (or THF) (2mL) under N₂, was treated dropwise with DIAD (Diisopropyl azodicarboxylate) (66mg, 0.33mmol, 64 μ L). The mixture was heated at 40°C and stirred vigorously for 18h under nitrogen, after which time it was concentrated *in vacuo* and the residue purified by reverse-phase preparative HPLC to give the title compound as an opaque glassy solid. ¹H NMR (CDCl₃, 400 MHz): δ 8.74 (dd, *J* = 2.4, 0.4 Hz, 1H), 8.67-8.62 (m, 2H), 8.53 (dd, *J* = 4.8, 1.6 Hz, 1H), 8.37 (d, *J* = 1.2 Hz, 1H), 8.03 (s, 1H), 7.92 (dd, *J* = 8.8, 1.6 Hz, 1H), 7.84 (ddd, *J* = 8.0, 2.4, 1.6 Hz, 1H), 7.77 (ddd, *J* = 8.4, 1.6, 1.6 Hz, 1H), 7.59 (dd, *J* = 8.4, 0.4 Hz, 1H), 7.45-7.35 (m, 4H), 7.32-7.26 (m, 2H), 7.20-7.13 (m, 2H), 5.18 (s, 2H), 4.74 (d, *J* = 6.0 Hz, 2H); MS (ES⁺): *m/z* 436 (100) [MH⁺], 437 (30) [MH⁺2].

[202] The following compounds were prepared according to the previously described procedures, replacing the 1-(4-hydroxyphenyl)-*N*-pyridin-3-ylmethyl-1*H*-benzimidazole-5-carboxamide and 3-pyridinecarbinol, for the appropriately substituted phenol and primary alcohol respectively.

EXAMPLE F2

[203] 1-[3-(1,1'-biphenyl-2-ylmethoxy)phenyl]-*N*-pyridin-3-ylmethyl-1*H*-benzimidazole-5-carboxamide. MS (ES⁺): *m/z* 511 [MH⁺]

EXAMPLE F3

[204] 1-{3-[(3,4-Dimethoxybenzyl)oxy]phenyl}-*N*-pyridin-3-ylmethyl-1*H*-benzimidazole-5-carboxamide. MS (ES⁺): *m/z* 495 [MH⁺]

EXAMPLE F4

[205] 1-[3-(Cyclobutylmethoxy)phenyl]-*N*-pyridin-3-ylmethyl-1*H*-benzimidazole-5-carboxamide. MS (ES⁺): *m/z* 413 [MH⁺]

EXAMPLE F5

[206] 1-{3-[(4-Methoxybenzyl)oxy]phenyl}-*N*-pyridin-3-ylmethyl-1*H*-benzimidazole-5-carboxamide. MS (ES+): *m/z* 465 [MH⁺]

EXAMPLE F6

[207] 1-{3-[(2-Methoxybenzyl)oxy]phenyl}-*N*-pyridin-3-ylmethyl-1*H*-benzimidazole-5-carboxamide. MS (ES+): *m/z* 465 [MH⁺]

EXAMPLE F7

[208] 1-{3-[(4-Benzyloxy-3-methoxybenzyl)oxy]phenyl}-*N*-pyridin-3-ylmethyl-1*H*-benzimidazole-5-carboxamide. MS (ES+): *m/z* 571 [MH⁺]

EXAMPLE F8

[209] 1-{3-[(4-{*t*-Butyl}benzyl)oxy]phenyl}-*N*-pyridin-3-ylmethyl-1*H*-benzimidazole-5-carboxamide. MS (ES+): *m/z* 491 [MH⁺]

EXAMPLE F9

[210] 1-{3-[(4-Phenylbutyl)oxy]phenyl}-*N*-pyridin-3-ylmethyl-1*H*-benzimidazole-5-carboxamide. MS (ES+): *m/z* 477 [MH⁺]

EXAMPLE F10

[211] 1-[3-(Pyridin-4-ylmethoxy)phenyl]-*N*-pyridin-3-ylmethyl-1*H*-benzimidazole-5-carboxamide. MS (ES+): *m/z* 436 [MH⁺]

EXAMPLE F11

[212] 1-[3-(3-Pyridin-4-ylpropoxy)phenyl]-*N*-pyridin-3-ylmethyl-1*H*-benzimidazole-5-carboxamide. MS (ES+): *m/z* 464 [MH⁺]

EXAMPLE F12

[213] 1-[3-(Pyridin-3-ylmethoxy)phenyl]-*N*-pyridin-3-ylmethyl-1*H*-benzimidazole-5-carboxamide. MS (ES+): *m/z* 436 [MH⁺]

EXAMPLE F13

[214] 1-[4-(Pyridin-4-ylmethoxy)phenyl]-*N*-pyridin-3-ylmethyl-1*H*-benzimidazole-5-carboxamide. MS (ES⁺): *m/z* 436 [MH⁺]

EXAMPLE F14

[215] 1-[4-(3-Pyridin-4-ylpropoxy)phenyl]-*N*-pyridin-3-ylmethyl-1*H*-benzimidazole-5-carboxamide. MS (ES⁺): *m/z* 464 [MH⁺]

EXAMPLE F15

[216] 1-{4-[2-(4-Methylthiazol-5-yl)ethoxy]phenyl}-*N*-pyridin-3-ylmethyl-1*H*-benzimidazole-5-carboxamide. MS (ES⁺): *m/z* 470 [MH⁺]

EXAMPLE F16

[217] 1-[3-(Furan-3-ylmethyl)oxy]phenyl]-*N*-pyridin-3-ylmethyl-1*H*-benzimidazole-5-carboxamide. MS (ES⁺): *m/z* 425 [MH⁺]

EXAMPLE F17

[218] *N*-pyridin-3-ylmethyl-1-{4-[(2-Thiophen-2-ylethyl)oxy]phenyl}-1*H*-benzimidazole-5-carboxamide. MS (ES⁺): *m/z* 455 [MH⁺]

EXAMPLE F18

[219] *N*-pyridin-3-ylmethyl-1-{3-[(2-Thiophen-2-ylethyl)oxy]phenyl}-1*H*-benzimidazole-5-carboxamide. MS (ES⁺): *m/z* 455 [MH⁺]

EXAMPLE F19

[220] *N*-pyridin-3-ylmethyl-1-{4-[(2-Thiophen-3-ylethyl)oxy]phenyl}-1*H*-benzimidazole-5-carboxamide. MS (ES⁺): *m/z* 455 [MH⁺]

EXAMPLE F20

[221] 1-(3-{[1-(4-Chlorophenyl)cyclopropyl]methoxy}phenyl)-*N*-pyridin-3-ylmethyl-1*H*-benzimidazole-5-carboxamide. MS (ES⁺): *m/z* 509 [Cl³⁵MH⁺], 511 [Cl³⁷MH⁺]

EXAMPLE F21

[222] 1-(4-{[1-(4-Chlorophenyl)cyclopropyl]methoxy}phenyl)-*N*-pyridin-3-ylmethyl-1*H*-benzimidazole-5-carboxamide. MS (ES+): m/z 509 [$\text{Cl}^{35}\text{MH}^+$], 511 [$\text{Cl}^{37}\text{MH}^+$]

EXAMPLE F22

[223] *N*-pyridin-3-ylmethyl-1-{3-[(2-Thiophen-3-ylethyl)oxy]phenyl}-1*H*-benzimidazole-5-carboxamide. MS (ES+): m/z 455 [MH^+]

EXAMPLE G1

[224] *N*-(2-morpholin-4-ylethyl)-1-(4-{[4-(trifluoromethoxy)benzyl]oxy}phenyl)-1*H*-benzimidazole-5-carboxamide. MS (ES+): m/z 541 [MH^+]

[225] a) A 0.02M methanolic solution of 1-(4-hydroxyphenyl)-1*H*-benzimidazole-5-carboxylic acid, (4.5g, 17.7mmol) was treated with 12M HCl (15mL, 177mmol) and the resulting mixture allowed heated at reflux (90°C) for 2d. Upon completion of reaction, the mixture was concentrated *in vacuo* to afford methyl 1-(4-hydroxyphenyl)-1*H*-benzimidazole-5-carboxylate which was used without further purification. ^1H NMR (DMSO- d_6 , 400 MHz) δ 3.89 (s, 3H), 7.01 (d, 2H, $J = 8.8$ Hz), 7.47 (d, 2H, $J = 8.8$ Hz), 7.59 (d, 1H, $J = 8.4$ Hz), 7.94 (dd, 1H, $J = 8.4$ Hz, 1.2 Hz), 8.34 (d, 1H, $J = 1.2$ Hz), 8.34 (s, 1H), 10.02 (s, 1H); MS (ES+): m/z 269 (MH^+).

[226] b) A 0.2M DMF solution of methyl 1-(4-hydroxyphenyl)-1*H*-benzimidazole-5-carboxylate (3.0g, 9.8mmol) with KO^tBu (2.2g, 19.6mmol) was stirred at rt for 20min. prior to treatment with NaI (9.8mmol, 1.47g) and *p*-(trifluoromethoxy)benzylbromide (1.88mL, 11.2mmol). The mixture was heated at 60°C for 24h. after which the mixture was concentrated *in vacuo*, and the residue purified by chromatography over silica gel eluting with 1:1 EtOAc:Hexane to afford methyl 1-(4-{[4-(trifluoromethoxy)benzyl]oxy}phenyl)-1*H*-benzimidazole-5-carboxylate. ^1H NMR (DMSO- d_6 , 400 MHz) δ 3.89 (s, 3H), 5.26 (s, 2H), 7.26–7.29 (m, 2H), 7.43 (d, 2H, $J = 7.6$ Hz), 7.61–7.65 (m, 5H), 7.86 (dd, 1H, $J = 8.8$ Hz, 1.6 Hz), 8.35 (d, 1H, $J = 1.2$ Hz), 8.65 (s, 1H); MS (ES+): m/z 443 (MH^+).

[227] c) A 0.5M THF solution of methyl 1-(4-{[4-(trifluoromethoxy)benzyl]oxy}phenyl)-1*H*-benzimidazole-5-carboxylate (3.7g, 8.4mmol) was treated with 10M NaOH (8.4mL, 84mmol) and enough methanol to make the mixture homogeneous. The reaction mixture was then heated at 70°C for 24h, after which it was concentrated *in*

vacuo, taken up in water and acidified to pH 4 with 2M HCl(aq). The resulting precipitate was filtered and washed with water to afford 1-(4-{[4-(trifluoromethoxy)benzyl]oxy}phenyl)-1*H*-benzimidazole-5-carboxylic acid. ¹H NMR (DMSO-*d*₆, 400 MHz) δ 5.26 (s, 2H), 7.26–7.29 (m, 2H), 7.43 (d, 2H, *J* = 8.0 Hz), 7.58 (d, 1H, *J* = 8.0 Hz), 7.63–7.66 (m, 4H), 7.94 (dd, 1H, *J* = 8.8 Hz, 1.6 Hz), 8.33 (d, 1H, *J* = 0.8 Hz), 8.62 (s, 1H); MS (ES⁺): *m/z* 429 (MH⁺).

[228] **d)** A 0.3 M THF solution of 1-(4-{[4-(trifluoromethoxy)benzyl]oxy}phenyl)-1*H*-benzimidazole-5-carboxylic acid (100mg, 0.23mmol) and CDI (76mg, 0.46mmol) was stirred at 60°C for 4h, after which the mixture was treated with a primary or secondary amine (0.35mmol) and heating continued for a further 16h. After this time, the mixture was concentrated *in vacuo* and the resulting residue purified by chromatography over silica gel. Recrystallization of the eluted product afforded

[229] The following compounds were prepared according to the procedures described above for **EXAMPLE G1** utilizing the appropriate alkyl halides and amines.

EXAMPLE G2

[230] *N*-(3-Dimethylaminopropyl)-1-(4-{[4-(trifluoromethoxy)benzyl]oxy}phenyl)-1*H*-benzimidazole-5-carboxamide. MS (ES⁺): *m/z* 513 [MH⁺]

EXAMPLE G3

[231] *N*-(2-Dimethylaminoethyl)-1-(4-{[4-(trifluoromethoxy)benzyl]oxy}phenyl)-1*H*-benzimidazole-5-carboxamide. MS (ES⁺): *m/z* 499 [MH⁺]

EXAMPLE G4

[232] *N*-(3-Methoxypropyl)-1-(4-{[4-(trifluoromethoxy)benzyl]oxy}phenyl)-1*H*-benzimidazole-5-carboxamide. MS (ES⁺): *m/z* 500 [MH⁺]

EXAMPLE G5

[233] *N*-(2-Methoxyethyl)-1-(4-{[4-(trifluoromethoxy)benzyl]oxy}phenyl)-1*H*-benzimidazole-5-carboxamide. MS (ES⁺): *m/z* 486 [MH⁺]

EXAMPLE G6

[234] *N*-(2-Piperidin-1-ylethyl)-1-(4-{[4-(trifluoromethoxy)benzyl]oxy}phenyl)-1*H*-benzimidazole-5-carboxamide. MS (ES⁺): *m/z* 539 [MH⁺]

EXAMPLE G7

[235] 2-(4-{[1-(4-{[4-(trifluoromethoxy)benzyl]oxy}phenyl)-1*H*-benzimidazol-5-yl]carbonyl}piperazin-1-yl)ethanol. MS (ES+): *m/z* 541 [MH⁺]

EXAMPLE G8

[236] *N*-[3-(4-Methylpiperazin-1-yl)propyl]-1-(4-{[4-(trifluoromethoxy)benzyl]oxy}phenyl)-1*H*-benzimidazole-5-carboxamide. MS (ES+): *m/z* 568 [MH⁺]

EXAMPLE G9

[237] *N*-(3-Morpholin-4-ylpropyl)-1-(4-{[4-(trifluoromethoxy)benzyl]oxy}phenyl)-1*H*-benzimidazole-5-carboxamide. MS (ES+): *m/z* 555 [MH⁺]

EXAMPLE G10

[238] 1-{4-[2-(4-Fluorophenoxy)ethoxy]phenyl}-*N*-[3-(4-methylpiperazin-1-yl)propyl]-1*H*-benzimidazole-5-carboxamide. MS (ES+): *m/z* 532 [MH⁺]

EXAMPLE G11

[239] 1-{4-[2-(4-Fluorophenoxy)ethoxy]phenyl}-*N*-(2-morpholin-4-ylethyl)-1*H*-benzimidazole-5-carboxamide. MS (ES+): *m/z* 505 [MH⁺]

EXAMPLE G12

[240] 1-{4-[2-(4-Fluorophenoxy)ethoxy]phenyl}-*N*-[2-(*N,N*-dimethylamino)ethyl]-1*H*-benzimidazole-5-carboxamide. MS (ES+): *m/z* 463 [MH⁺]

EXAMPLE G13

[241] 1-{4-[2-(4-Fluorophenoxy)ethoxy]phenyl}-*N*-[3-(*N,N*-dimethylamino)propyl]-1*H*-benzimidazole-5-carboxamide. MS (ES+): *m/z* 477 [MH⁺]

EXAMPLE G14

[242] 1-{4-[2-(4-Fluorophenoxy)ethoxy]phenyl}-*N*-(3-methoxypropyl)-1*H*-benzimidazole-5-carboxamide. MS (ES+): *m/z* 464 [MH⁺]

EXAMPLE G15

[243] 1-{4-[2-(4-Fluorophenoxy)ethoxy]phenyl}-*N*-(2-methoxyethyl)-1*H*-benzimidazole-5-carboxamide. MS (ES+): *m/z* 450 [MH⁺]

EXAMPLE G16

[244] 2-{1-[(1-{4-[2-(4-Fluorophenoxy)ethoxy]phenyl}-1*H*-benzimidazol-5-yl)carbonyl]piperidin-4-yl}ethanol. MS (ES+): *m/z* 504 [MH⁺]

EXAMPLE G17

[245] 1-{4-[2-(4-Fluorophenoxy)ethoxy]phenyl}-*N*-(2-piperidin-1-ylethyl)-1*H*-benzimidazole-5-carboxamide. MS (ES+): *m/z* 503 [MH⁺]

EXAMPLE G18

[246] 1-{4-[2-(4-Fluorophenoxy)ethoxy]phenyl}-*N*-(3-morpholin-4-ylpropyl)-1*H*-benzimidazole-5-carboxamide. MS (ES+): *m/z* 519 [MH⁺]

EXAMPLE G19

[247] 1-{4-[2-(4-Fluorophenoxy)ethoxy]phenyl}-*N*-ethyl-1*H*-benzimidazole-5-carboxamide. MS (ES+): *m/z* 420 [MH⁺]

EXAMPLE G20

[248] 2-{1-[(1-{4-[2-(4-Fluorophenoxy)ethoxy]phenyl}-1*H*-benzimidazol-5-yl)carbonyl]piperazin-4-yl}ethanol. MS (ES+): *m/z* 505 [MH⁺]

EXAMPLE G21

[249] *N*-[(1-oxidopyridin-3-yl)methyl]-1-(4-{[4-(trifluoromethoxy)benzyl]oxy}phenyl)-1*H*-benzimidazole-5-carboxamide.

[250] *N*-Pyridin-3-ylmethyl-1-(4-{[4-(trifluoromethoxy)benzyl]oxy}phenyl)-1*H*-benzimidazole-5-carboxamide (**EXAMPLE 35**, 31mg, 0.060mmol) was dissolved in DCM (3mL) and treated with *m*-chloroperoxybenzoic acid (18mg, 0.72mmol) and the mixture stirred at rt for 4h. After this time the mixture was concentrated *in vacuo* and the crude product purified by preparative HPLC to give the title compound. ¹H NMR (CD₃OD, 400 MHz): δ 4.63 (s, 2H), 5.21 (s, 2H), 7.24 (d, 2H, *J* = 9.2 Hz), 7.31 (d, 2H, *J* = 8.4 Hz), 7.51–7.60 (m, 6H), 7.66 (d, 1H, *J* = 8.0 Hz), 7.90 (dd, 1H, *J* = 8.8, 1.6 Hz),

8.25 (d, 1H, $J = 6.0$ Hz), 8.31 (s, 1H), 8.38 (s, 1H), 8.46 (s, 1H). MS (ES+); m/z 535 (100) $[MH^+]$, 536 (25) $[MH^{+2}]$.

EXAMPLE G22

[251] *N*-(2-Pyrrolidin-1-ylethyl)-1-(4-{[4-(trifluoromethoxy)benzyl]oxy}phenyl)-1*H*-benzimidazole-5-carboxamide

[252] 1-(4-{[4-(Trifluoromethyl)benzyl]oxy}phenyl)-1*H*-benzimidazole-5-carboxylic acid (25mg, 0.058mmol), PS-TFP (37mg, 0.053mmol), and DMAP (4mg, 0.032mmol) were added to a 24mL scintillation vial. CH_2Cl_2 (1mL) and DMF (0.25mL) were added and the vial was shaken for 5min. DIC (33mg, 0.263mmol) was then added and the vial was shaken for 3h. The resin was filtered and washed with DMF (3×1mL), CH_2Cl_2 (3×1mL), DMF (3×1mL), and THF (3×1mL). The resin was resuspended in DMF (1mL) and then DIEA (10 μ L, 0.058mmol) and 2-pyrrolidin-1-ylethanamine (7mg, 0.058mmol) were added. After shaking for 48h, the reaction was filtered and the resin washed with CH_2Cl_2 . The filtrate was concentrated *in vacuo*. The resultant crude white solid was purified using the Waters mass-directed HPLC purification system to give *N*-(2-pyrrolidin-1-ylethyl)-1-(4-{[4-(trifluoromethoxy)benzyl]oxy}phenyl)-1*H*-benzimidazole-5-carboxamide as an off-white solid. MS (ES+): m/z 526 (100) $[MH^+]$.

EXAMPLE G23

[253] *N*-Isopropyl-1-(4-{[4-(difluoromethoxy)benzyl]oxy}phenyl)-1*H*-benzimidazole-5-carboxamide; MS (ES+): m/z 452 $[MH^+]$.

EXAMPLE G24

[254] *N*-(1-Tetrahydro-2*H*-pyran-4-ylmethyl)-1-(4-{[4-(difluoromethoxy)benzyl]oxy}phenyl)-1*H*-benzimidazole-5-carboxamide; MS (ES+): m/z 508 $[MH^+]$.

EXAMPLE G25

[255] *N*-Isopropyl-1-(4-{[4-(trifluoromethyl)benzyl]oxy}phenyl)-1*H*-benzimidazole-5-carboxamide; MS (ES+): m/z 454 $[MH^+]$.

EXAMPLE G26

[256] *N*-[3-(Dimethylamino)propyl]-1-{4-[2-(4-fluorophenoxy)ethoxy]phenyl}-1*H*-benzimidazole-5-carboxamide; MS (ES+): m/z 477 [MH⁺].

EXAMPLE G27

[257] (4-{[1-([2-(4-Fluorophenoxy)ethoxy]phenyl)-1*H*-benzimidazol-5-yl]carbonyl}piperazin-1-yl)ethanol; MS (ES+): m/z 505.1 [MH⁺].

EXAMPLE G28

[258] *N*-Ethyl-1-{4-[2-(4-fluorophenoxy)ethoxy]phenyl}-1*H*-benzimidazole-5-carboxamide; MS (ES+): m/z 420 [MH⁺].

EXAMPLE G29

[259] *N*-(2-Pyrrolidin-1-ylethyl)-1-(4-{[4-(trifluoromethyl)benzyl]oxy}phenyl)-1*H*-benzimidazole-5-carboxamide; MS (ES+): m/z 509 [MH⁺].

EXAMPLE G30

[260] *N*-(2-Hydroxyethyl)-1-(4-{[4-(trifluoromethyl)benzyl]oxy}phenyl)-1*H*-benzimidazole-5-carboxamide; MS (ES+): m/z 456 [MH⁺].

EXAMPLE G31

[261] *N*-[3-(Dimethylamino)propyl]-1-(4-{[4-(trifluoromethoxy)benzyl]oxy}phenyl)-1*H*-benzimidazole-5-carboxamide; MS (ES+): m/z 499 [MH⁺].

EXAMPLE G32

[262] 1-{4-[3-(4-Fluorophenoxy)propoxy]phenyl}-*N*-(3-methoxypropyl)-1*H*-benzimidazole-5-carboxamide; MS (ES+): m/z 478 [MH⁺].

EXAMPLE G33

[263] 1-{4-[3-(4-Fluorophenoxy)propoxy]phenyl}-*N*-(2-methoxyethyl)-1*H*-benzimidazole-5-carboxamide; MS (ES+): m/z 464 [MH⁺].

EXAMPLE G34

[264] 1-{4-[3-(4-Fluorophenoxy)propoxy]phenyl}-*N*-(3-morpholin-4-ylpropyl)-1*H*-benzimidazole-5-carboxamide; MS (ES+): m/z 533 [MH⁺].

EXAMPLE G35

[265] 1-{4-[3-(4-Fluorophenoxy)propoxy]phenyl}-*N*-(2-morpholin-4-ylethyl)-1*H*-benzimidazole-5-carboxamide; MS (ES+): m/z 519 [MH⁺].

EXAMPLE G36

[266] *N*-[2-(Dimethylamino)ethyl]-1-{4-[3-(4-fluorophenoxy)propoxy]phenyl}-1*H*-benzimidazole-5-carboxamide; MS (ES+): m/z 477 [MH⁺].

EXAMPLE G37

[267] *N*-(2-Methoxyethyl)-1-(3-{[4-(trifluoromethoxy)benzyl]oxy}phenyl)-1*H*-benzimidazole-5-carboxamide; MS (ES+): m/z 486 [MH⁺].

EXAMPLE G38

[268] *N*-[2-(Dimethylamino)ethyl]-1-(3-{[4-(trifluoromethoxy)benzyl]oxy}phenyl)-1*H*-benzimidazole-5-carboxamide; MS (ES+): m/z 499 [MH⁺].

EXAMPLE G39

[269] *N*-(2-Morpholin-4-ylethyl)-1-(3-{[4-(trifluoromethoxy)benzyl]oxy}phenyl)-1*H*-benzimidazole-5-carboxamide; MS (ES+): m/z 541 [MH⁺].

EXAMPLE G40

[270] *N*-[3-(4-Methylpiperazin-1-yl)propyl]-1-(3-{[4-(trifluoromethoxy)benzyl]oxy}phenyl)-1*H*-benzimidazole-5-carboxamide; MS (ES+): m/z 568 [MH⁺].

EXAMPLE G41

[271] *N*-Methyl-1-(3-{[4-(trifluoromethoxy)benzyl]oxy}phenyl)-1*H*-benzimidazole-5-carboxamide; MS (ES+) m/z 442 [MH⁺]. ¹H NMR (DMSO-*d*₆, 400 MHz): δ 2.82 (d, *J* = 4.5 Hz, 3H), 5.28 (s, 2H), 7.17 (dd, *J* = 8.4, 2.3 Hz, 1H), 7.29 (d, *J* = 7.8 Hz, 1H), 7.37 (t, *J* = 2.2 Hz, 1H), 7.43 (s, 1H), 7.45 (s, 1H), 7.60 (m, 4H), 7.85 (dd, *J* = 8.6, 1.5 Hz, 1H), 8.29 (d, *J* = 1.4 Hz, 1H), 8.51 (brs, 1H), 8.67 (s, 1H).

EXAMPLE G42

[272] *N*-(1-Tetrahydro-2*H*-pyran-4-ylmethyl)-1-(4-{[4-(trifluoromethoxy)benzyl]oxy}phenyl)-1*H*-benzimidazole-5-carboxamide; MS (ES⁺): *m/z* 526 [MH⁺].

EXAMPLE G43

[273] *N*-[2-(1*H*-Imidazol-2-yl)ethyl]-1-(4-{[4-(trifluoromethoxy)benzyl]oxy}phenyl)-1*H*-benzimidazole-5-carboxamide; MS (ES⁺): *m/z* 522 [MH⁺].

EXAMPLE G44

[274] *N*-(2-Hydroxyethyl)-1-(4-{[4-(trifluoromethoxy)benzyl]oxy}phenyl)-1*H*-benzimidazole-5-carboxamide; MS (ES⁺): *m/z* 472 [MH⁺].

EXAMPLE G45

[275] *N*-(3-Hydroxypropyl)-1-(4-{[4-(trifluoromethoxy)benzyl]oxy}phenyl)-1*H*-benzimidazole-5-carboxamide; MS (ES⁺): *m/z* 486 [MH⁺].

EXAMPLE G46

[276] 1-{4-[3-(4-Fluorophenoxy)propoxy]phenyl}-*N*-(2-hydroxyethyl)-1*H*-benzimidazole-5-carboxamide; MS (ES⁺): *m/z* 450 [MH⁺].

EXAMPLE G47

[277] 1-{4-[3-(4-Fluorophenoxy)propoxy]phenyl}-*N*-(2-piperidin-1-ylethyl)-1*H*-benzimidazole-5-carboxamide; MS (ES⁺): *m/z* 517 [MH⁺].

EXAMPLE G48

[278] *N*-(3-Morpholin-4-ylpropyl)-1-(3-{[4-(trifluoromethoxy)benzyl]oxy}phenyl)-1*H*-benzimidazole-5-carboxamide; MS (ES⁺): *m/z* 555 [MH⁺].

EXAMPLE G49

[279] *N*-[3-(Dimethylamino)propyl]-1-(3-{[4-(trifluoromethoxy)benzyl]oxy}phenyl)-1*H*-benzimidazole-5-carboxamide; MS (ES⁺): *m/z* 513 [MH⁺].

EXAMPLE G50

[280] *N*-(3-Methoxypropyl)-1-(3-{[4-(trifluoromethoxy)benzyl]oxy}phenyl)-1*H*-benzimidazole-5-carboxamide; MS (ES⁺): *m/z* 500 [MH⁺].

EXAMPLE G51

[281] 5-(Morpholin-4-ylcarbonyl)-1-(3-{[4-(trifluoromethoxy)benzyl]oxy}phenyl)-1*H*-benzimidazole; MS (ES+): m/z 498 [MH⁺].

EXAMPLE G52

[282] (4-{[1-(3-{[4-(Trifluoromethoxy)benzyl]oxy}phenyl)-1*H*-benzimidazol-5-yl]carbonyl}piperazin-1-yl)ethanol; MS (ES+): m/z 541 [MH⁺].

EXAMPLE G53

[283] (1-{[1-(3-{[4-(Trifluoromethoxy)benzyl]oxy}phenyl)-1*H*-benzimidazol-5-yl]carbonyl}piperidin-4-yl)ethanol; MS (ES+): m/z 540 [MH⁺].

EXAMPLE G54

[284] *N*-(2-Piperidin-1-ylethyl)-1-(3-{[4-(trifluoromethoxy)benzyl]oxy}phenyl)-1*H*-benzimidazole-5-carboxamide; MS (ES+): m/z 539 [MH⁺].

EXAMPLE G55

[285] 5-[4-(2-Methoxyethyl)piperazin-1-ylcarbonyl]-1-[3-(4-trifluoromethoxybenzyloxy)-phenyl]-1*H*-benzimidazole; MS (ES+): m/z 555 [MH⁺].

EXAMPLE G56

[286] *N*-Ethyl-1-(3-{[4-(trifluoromethoxy)benzyl]oxy}phenyl)-1*H*-benzimidazole-5-carboxamide; MS (ES+): m/z 456 [MH⁺].

EXAMPLE G57

[287] 1-{3-[3-(4-Fluorophenoxy)propoxy]phenyl}-*N*-[3-(4-methylpiperazin-1-yl)propyl]-1*H*-benzimidazole-5-carboxamide; MS (ES+): m/z 532 [MH⁺].

EXAMPLE G58

[288] 1-{3-[3-(4-Fluorophenoxy)propoxy]phenyl}-*N*-(3-morpholin-4ylpropyl)-1*H*-benzimidazole-5-carboxamide; MS (ES+): m/z 519 [MH⁺].

EXAMPLE G59

[289] *N*-[2-(Dimethylamino)ethyl]-1-{3-[2-(4-fluorophenoxy)ethoxy]phenyl}-1*H*-benzimidazole-5-carboxamide; MS (ES+): *m/z* 463 [MH⁺].

EXAMPLE G60

[290] *N*-[3-(Dimethylamino)propyl]-1-{3-[2-(4-fluorophenoxy)ethoxy]phenyl}-1*H*-benzimidazole-5-carboxamide; MS (ES+): *m/z* 477 [MH⁺].

EXAMPLE G61

[291] 1-{3-[2-(4-Fluorophenoxy)ethoxy]phenyl}-*N*-(2-methoxyethyl)-1*H*-benzimidazole-5-carboxamide; MS (ES+): *m/z* 450 [MH⁺].

EXAMPLE G62

[292] 1-{3-[2-(4-Fluorophenoxy)ethoxy]phenyl}-*N*-tetrahydro-2*H*-pyran-4-yl-1*H*-benzimidazole-5-carboxamide; MS (ES+): *m/z* 476 [MH⁺].

EXAMPLE G63

[293] 1-{3-[2-(4-Fluorophenoxy)ethoxy]phenyl}-*N*-(1-tetrahydro-2*H*-pyran-4-ylmethyl)-1*H*-benzimidazole-5-carboxamide; MS (ES+): *m/z* 490 [MH⁺].

EXAMPLE G64

[294] *N*-Tetrahydro-2*H*-pyran-4-yl-1-(4-{[4-(trifluoromethoxy)benzyl]oxy}phenyl)-1*H*-benzimidazole-5-carboxamide; MS (ES+): *m/z* 513 [MH⁺].

EXAMPLE G65

[295] *N*-Cyclobutyl-1-(4-{[4-(trifluoromethoxy)benzyl]oxy}phenyl)-1*H*-benzimidazole-5-carboxamide; MS (ES+): *m/z* 482 [MH⁺].

EXAMPLE G66

[296] *N*-Isopropyl-1-[4-(4-{[(trifluoromethyl)thio]benzyl}oxy)phenyl]-1*H*-benzimidazole-5-carboxamide; MS (ES+): *m/z* 486 (100) [MH⁺].

EXAMPLE G67

[297] *N*-(2-Morpholin-4ylethyl)-1-[4-(4-{[(trifluoromethyl)thio]benzyl}oxy)phenyl]-1*H*-benzimidazole-5-carboxamide; MS (ES+): *m/z* 558 (100) [MH⁺].

EXAMPLE G68

[298] *N*-Methyl-1-[4-(4-[(trifluoromethyl)thio]benzyl)oxy]phenyl]-1*H*-benzimidazole-5-carboxamide; MS (ES⁺): *m/z* 458 (100) [MH⁺].

EXAMPLE G69

[299] *N*-(2-Pyrrolidin-1-ylethyl)-1-[4-(4-[(trifluoromethyl)thio]benzyl)oxy]phenyl]-1*H*-benzimidazole-5-carboxamide; MS (ES⁺): *m/z* 542 (100) [MH⁺].

EXAMPLE G70

[300] *N*-(2-Hydroxyethyl)-1-[4-(4-[(trifluoromethyl)thio]benzyl)oxy]phenyl]-1*H*-benzimidazole-5-carboxamide; MS (ES⁺): *m/z* 488 (100) [MH⁺].

EXAMPLE G71

[301] *N*-(1-Tetrahydro-2*H*-pyran-4-ylmethyl)-1-[4-(4-[(trifluoromethyl)thio]benzyl)oxy]phenyl]-1*H*-benzimidazole-5-carboxamide; MS (ES⁺): *m/z* 528 (100) [MH⁺].

EXAMPLE G72

[302] *N*-(2-Methoxyethyl)-1-(4-{[4-(trifluoromethyl)benzyl]oxy}phenyl)-1*H*-benzimidazole-5-carboxamide; MS (ES⁺): *m/z* 470 [MH⁺].

EXAMPLE G73

[303] 1-(4-{[4-(Trifluoromethyl)benzyl]oxy}phenyl)-1*H*-benzimidazole-5-carboxamide; MS (ES⁺): *m/z* 412 [MH⁺].

EXAMPLE G74

[304] *N*-Methyl-1-(4-{[4-(trifluoromethyl)benzyl]oxy}phenyl)-1*H*-benzimidazole-5-carboxamide; MS (ES⁺): *m/z* 426 [MH⁺].

EXAMPLE G75

[305] *N*-(2-Morpholin-4ylethyl)-1-(4-{[4-(trifluoromethyl)benzyl]oxy}phenyl)-1*H*-benzimidazole-5-carboxamide; MS (ES⁺): *m/z* 525 [MH⁺].

EXAMPLE G76

[306] *N*-(1-Tetrahydro-2*H*-pyran-4-ylmethyl)-1-(4-{[4-(trifluoromethyl)benzyl]oxy}phenyl)-1*H*-benzimidazole-5-carboxamide; MS (ES⁺): *m/z* 510 [MH⁺].

EXAMPLE G77

[307] *N*-Ethyl-1-[4-({4-[(trifluoromethyl)thio]benzyl}oxy)phenyl]-1*H*-benzimidazole-5-carboxamide; MS (ES⁺): *m/z* 559 (100) [MH⁺].

EXAMPLE G78

[308] 1-[4-({4-[(Trifluoromethyl)thio]benzyl}oxy)phenyl]-1*H*-benzimidazole-5-carboxamide; MS (ES⁺): *m/z* 444 (100) [MH⁺].

EXAMPLE G79

[309] 1-(4-{[4-(Difluoromethoxy)benzyl]oxy}phenyl)-1*H*-benzimidazole-5-carboxamide; MS (ES⁺): *m/z* 410 [MH⁺].

EXAMPLE G80

[310] *N*-Methyl-1-(4-{[4-(difluoromethoxy)benzyl]oxy}phenyl)-1*H*-benzimidazole-5-carboxamide; MS (ES⁺): *m/z* 424 [MH⁺].

EXAMPLE G81

[311] *N*-(2-Morpholin-4-ylethyl)-1-(4-{[4-(difluoromethoxy)benzyl]oxy}phenyl)-1*H*-benzimidazole-5-carboxamide; MS (ES⁺): *m/z* 523 [MH⁺].

EXAMPLE G82

[312] *N*-(2-Pyrrolidin-1-ylethyl)-1-(4-{[4-(difluoromethoxy)benzyl]oxy}phenyl)-1*H*-benzimidazole-5-carboxamide; MS (ES⁺): *m/z* 507 [MH⁺].

EXAMPLE G83

[313] *N*-(2-Methoxyethyl)-1-(4-{[4-(difluoromethoxy)benzyl]oxy}phenyl)-1*H*-benzimidazole-5-carboxamide; MS (ES⁺): *m/z* 468 [MH⁺].

EXAMPLES H1 & H2

[314] *N*-Pyridin-3-ylmethyl-1-{4-[3-(pyridin-2-yloxy)propoxy]phenyl}-1*H*-benzimidazole-5-carboxamide and 1-{4-[3-(2-oxopyridin-1(2*H*)-yl)propoxy]phenyl}-*N*-pyridin-3-ylmethyl-1*H*-benzimidazole-5-carboxamide

[315] 1-[4-(3-Chloropropoxy)phenyl]-*N*-pyridin-3-ylmethyl-1*H*-benzimidazole-5-carboxamide (185mg, 0.44mmol), 2-pyridinol (42mg, 0.44mmol), cesium carbonate (156mg, 0.48mmol) and sodium iodide (72mg, 0.48mmol) were dissolved in DMF (4mL) and the mixture heated at 80°C under N₂ for 16h. After this time the reaction mixture was concentrated *in vacuo* and subjected to reverse-phase preparative HPLC purification to afford isolation of *N*-pyridin-3-ylmethyl-1-{4-[3-(pyridin-2-yloxy)propoxy]phenyl}-1*H*-benzimidazole-5-carboxamide; MS (ES⁺): *m/z* 480 [MH⁺] and 1-{4-[3-(2-Oxopyridin-1(2*H*)-yl)propoxy]phenyl}-*N*-pyridin-3-ylmethyl-1*H*-benzimidazole-5-carboxamide; MS (ES⁺): *m/z* 480 [MH⁺]

[316] The following examples were prepared according to the procedure described above for **EXAMPLES H1 & H2** utilizing the appropriate alkyl halide and pyridinol in place of 1-[4-(3-Chloropropoxy)phenyl]-*N*-pyridin-3-ylmethyl-1*H*-benzimidazole-5-carboxamide and 2-pyridinol, respectively.

EXAMPLE H3

[317] *N*-Pyridin-3-ylmethyl-1-{3-[3-(pyridin-2-yloxy)propoxy]phenyl}-1*H*-benzimidazole-5-carboxamide. MS (ES⁺): *m/z* 480 [MH⁺]

EXAMPLES H4 & H5

[318] *N*-Pyridin-3-ylmethyl-1-{4-[2-(pyridin-2-yloxy)ethoxy]phenyl}-1*H*-benzimidazole-5-carboxamide. MS (ES⁺): *m/z* 466 [MH⁺] and 1-{4-[2-(2-Oxopyridin-1(2*H*)-yl)ethoxy]phenyl}-*N*-pyridin-3-ylmethyl-1*H*-benzimidazole-5-carboxamide. MS (ES⁺): *m/z* 466 [MH⁺]

EXAMPLE H6

[319] *N*-Pyridin-3-ylmethyl-1-{4-[2-(pyridin-3-yloxy)ethoxy]phenyl}-1*H*-benzimidazole-5-carboxamide. MS (ES⁺): *m/z* 466 [MH⁺]

EXAMPLE H7

[320] *N*-Pyridin-3-ylmethyl-1-{3-[3-(pyridin-3-yloxy)propoxy]phenyl}-1*H*-benzimidazole-5-carboxamide. MS (ES⁺): *m/z* 480 [MH⁺]

EXAMPLE H8

[321] 1-{4-[2-(4-Oxopyridin-1(4*H*)-yl)ethoxy]phenyl}-*N*-pyridin-3-ylmethyl-1*H*-benzimidazole-5-carboxamide. MS (ES⁺): *m/z* 466 [MH⁺]

EXAMPLE H9

[322] 1-(4-{2-[2-Oxo-5-(trifluoromethyl)pyridin-1(2*H*)-yl]ethoxy}phenyl)-*N*-pyridin-3-ylmethyl-1*H*-benzimidazole-5-carboxamide. MS (ES⁺): *m/z* 534 [MH⁺]

EXAMPLES H10 & H11

[323] *N*-Pyridin-3-ylmethyl-1-{4-[2-(5-chloropyridin-2-yloxy)ethoxy]phenyl}-1*H*-benzimidazole-5-carboxamide; MS (ES⁺): *m/z* 500 [MH⁺] and 1-{4-[2-(5-Chloro-2-oxopyridin-1(2*H*)-yl)ethoxy]phenyl}-*N*-pyridin-3-ylmethyl-1*H*-benzimidazole-5-carboxamide. MS (ES⁺): *m/z* 500 [MH⁺]

EXAMPLE H12

[324] 5-(2-{4-[5-(Pyridin-3-ylmethylaminocarbonyl)-1*H*-benzimidazol-1-yl]phenoxy}ethoxy)nicotinic acid

[325] An aqueous solution of sodium hydroxide (0.107mmol, 43μL, 100mg/mL) was added to methyl 5-(2-{4-[5-(pyridin-3-ylmethylaminocarbonyl)-1*H*-benzimidazol-1-yl]phenoxy}ethoxy)nicotinate (prepared according to the procedure described above utilising methyl 5-hydroxynicotinate in place of 3-hydroxypyridine, 37mg, 0.07mmol) in methanol and the mixture heated at reflux for 18h. The mixture was then concentrated *in vacuo* and purified by preparative HPLC to yield the title compound. ¹H NMR (d₆-DMSO, 400 MHz): δ 9.15 (t, *J* = 6.0 Hz, 1H), 8.64 (s, 1H), 8.60–8.50 (m, 2H), 8.40–8.39 (m, 2H), 8.38 (d, *J* = 1.6 Hz, 1H), 8.35 (s, 1H), 7.87 (dd, *J* = 8.4, 1.6 Hz, 1H), 7.78 (s, 1H), 7.73 (d, *J* = 7.6 Hz, 1H), 7.59 (dd, *J* = 12.4, 8.8 Hz, 3H), 7.35 (dd, *J* = 7.6, 5.2 Hz, 1H), 7.23 (d, *J* = 8.8 Hz, 2H), 4.51 (d, *J* = 6.0 Hz, 2H), 4.50–4.4 (m, 4H); MS (ES⁺): *m/z* 510 [MH⁺], 511 [MH²⁺].

COMPOUND H13

[326] *N*-Pyridin-3-ylmethyl-1-{4-[2-(3-chloro-5-trifluoromethylpyridin-2-yloxy)ethoxy]phenyl}-1*H*-benzimidazole-5-carboxamide; MS (ES⁺): *m/z* 568 [MH⁺], 570 [MH²⁺]. This compound displayed results greater than 10μM in the assay above.

EXAMPLE 11

[327] 1-{3-[(4-Chlorobenzyl)amino]phenyl}-*N*-pyridin-3-ylmethyl-1*H*-benzimidazole-5-carboxamide

[328] a) A mixture of 4-fluoro-3-nitrobenzoic acid (**5**) (10.2g, 54.9mmol), *N*-(3-aminophenyl)acetamide (9.21g, 66.6mmol) and Et₃N (1.4mL, 10.1mmol) in anhydrous EtOH (160mL) was heated at reflux under N₂ overnight. The reaction mixture was then cooled and filtered, and the orange solid collected by filtration. It was then washed with 2 M HCl(aq), and dried *in vacuo* to give 4-{[3-(acetylamino)phenyl]amino}-3-nitrobenzoic acid. ¹H NMR (400 MHz, DMSO-*d*₆): δ 2.03 (s, 3H), 7.02 (d, *J* = 7.9 Hz, 1H), 7.13 (d, *J* = 9.0 Hz, 1H), 7.37 (t, *J* = 8.0 Hz, 1H), 7.42 (d, *J* = 8.0 Hz, 1H), 7.68 (s, 1H), 7.93 (dd, *J* = 9.0, 1.9 Hz, 1H), 8.62 (s, 1H), 9.76 (s, 1H), 10.08 (s, 1H), 13.02 (br, 1H); MS (ES⁺): *m/z* 316 [MH⁺]

[329] b) A suspension of 4-{[3-(acetylamino)phenyl]amino}-3-nitrobenzoic acid (1.27g, 4.04mmol), Fe (1.77g, 31.6mmol, powder) in HCO₂H (30mL) and HC(OMe)₃ (20mL) was stirred under N₂ at rt for 18h. After this time, the reaction mixture was filtered through Celite, the cake washed with EtOH and the filtrate concentrated *in vacuo*. The resultant crude material was purified by column chromatography over silica gel eluting with 10 % MeOH in DCM to afford 1-[3-(acetylamino)phenyl]-1*H*-benzimidazole-5-carboxylic acid. ¹H NMR (400 MHz, DMSO-*d*₆): δ 2.07 (s, 3H), 7.36 (d, *J* = 8.4 Hz, 1H), 7.56 (t, *J* = 8.0 Hz, 1H), 7.63 (d, *J* = 8.4 Hz, 1H), 7.69 (d, *J* = 8.8 Hz, 1H), 7.96 (d, *J* = 8.8 Hz, 1H), 8.02 (s, 1H), 8.34 (s, 1H), 8.71 (s, 1H), 10.3 (s, 1H); MS (ES⁺): *m/z* 296 [MH⁺]

[330] c) DIPEA (0.75mL, 4.31mmol) was added at rt to a mixture of 1-[3-(acetylamino)phenyl]-1*H*-benzimidazole-5-carboxylic acid (0.83g, 2.8mmol), EDC (0.81g, 4.22mmol), HOBt (0.57g, 4.22mmol) in anhydrous DMA (10mL). The reaction mixture was stirred for 30min prior to the dropwise addition of 3-aminomethylpyridine (0.57mL, 5.62mmol). After stirring for a further 25h, the solvent was removed *in vacuo* and the crude material purified by column chromatography over silica gel eluting with 5-15 % MeOH in DCM. The product was further purified by recrystallisation from acetone to afford 1-[3-(acetylamino)phenyl]-*N*-(pyridin-3-ylmethyl)-1*H*-benzimidazole-5-carboxamide. ¹H NMR (400 MHz, DMSO-*d*₆): δ 2.09 (3H, s), 4.54 (d, *J* = 6.0 Hz, 2H), 7.35-7.4 (m, 2H), 7.56 (t, *J* = 8.0 Hz, 1H), 7.62 (d, *J* = 7.6 Hz, 1H), 7.70 (d, *J* = 8.4 Hz, 1H), 7.76 (d, *J* = 8.4 Hz, 1H), 7.92 (dd, *J* = 8.4 Hz, 1.2 Hz, 1H), 8.04 (t, *J* = 2.0

Hz, 1H), 8.38 (d, $J = 1.2$ Hz, 1H), 8.46 (dd, $J = 4.8$ Hz, 1.6 Hz, 1H), 8.58 (1H, $J = 1.6$ Hz, 1H), 8.68 (s, 1H), 9.21 (t, $J = 5.6$ Hz, 1H), 10.33 (s, 1H); MS (ES+): m/z 386 [MH⁺]

[331] d) A solution of 1-[3-(acetylamino)phenyl]-*N*-(pyridin-3-ylmethyl)-1*H*-benzimidazole-5-carboxamide (0.47g) in 2M HCl(aq) (5mL) was heated at reflux until complete consumption of the starting material as judged by LC-MS (approximately 40min). The crude reaction mixture was concentrated *in vacuo* and the residue dried *in vacuo* to afford 1-(3-aminophenyl)-*N*-(pyridin-3-ylmethyl)-1*H*-benzimidazole-5-carboxamide that was used without further purification. ¹H-NMR (DMSO-d₆, 400 MHz): δ 3.5-5.5 (br), 4.72 (d, $J = 5.2$ Hz, 2H), 7.24 (d, $J = 7.6$ Hz, 1H), 7.39 (d, $J = 7.6$ Hz, 1H), 7.44 (s, 1H), 7.56 (t, $J = 8.4$ Hz, 1H), 7.82 (d, $J = 8.4$ Hz, 1H), 8.10-8.50 (m, 2H), 8.47 (s, 1H), 8.59 (d, $J = 8.0$ Hz, 1H), 8.85 (1H, $J = 5.6$ Hz, 1H), 8.96 (s, 1H), 9.25 (s, 1H), 9.64 (t, $J = 5.6$ Hz, 1H). MS (ES+): m/z 344 [MH⁺]

[332] e) A mixture of 1-(3-aminophenyl)-*N*-(pyridin-3-ylmethyl)-1*H*-benzimidazole-5-carboxamide (1.0eq) and 4-chlorobenzaldehyde (1.0eq) in MeOH:HOAc (10:1 v/v, 0.017M) was stirred for 15min at rt prior to the addition of (polystyrylmethyl)trimethylammonium cyanoborohydride (3.5-5.0mmol/g, 2.5eq). The reaction mixture was shaken at rt overnight in a capped vial and then filtered through a plug of cotton wool. The resin was washed with MeOH and the combined filtrate and MeOH washings were concentrated under reduced pressure and purified by silica gel chromatography eluting with 5 % MeOH in DCM to yield 1-{3-[(4-chlorobenzyl)amino]phenyl}-*N*-pyridin-3-ylmethyl-1*H*-benzimidazole-5-carboxamide. ¹H-NMR (CD₃OD, 400 MHz): δ 4.38 (s, 2H), 4.89 (s, 2H), 6.68 (s, 1H), 6.76 (dd, $J = 2.0$ Hz, 7.0 Hz, 2H), 7.20-7.45 (m, 7H), 7.81 (dd, $J = 8.4$ Hz, 1.6 Hz, 1H), 7.89 (d, $J = 6.0$ Hz, 1H), 8.26 (d, $J = 1.2$ Hz, 1H), 8.42 (s, 1H), 8.45 (d, $J = 4$ Hz, 1H), 8.60 (s, 1H). MS (ES+): m/z 469 [MH⁺]

[333] The following compounds were prepared according to the procedures described above for **EXAMPLE I1**, utilising the appropriate aldehydes in place of 4-chlorobenzaldehyde.

EXAMPLE I2

[334] 1-{3-[(4-Bromobenzyl)amino]phenyl}-*N*-pyridin-3-ylmethyl-1*H*-benzimidazole-5-carboxamide. MS (ES+): m/z 513 [MH⁺]

EXAMPLE I3

[335] 1-{3-[(3-Methoxybenzyl)amino]phenyl}-*N*-pyridin-3-ylmethyl-1*H*-benzimidazole-5-carboxamide. MS (ES⁺): *m/z* 464 [MH⁺]

EXAMPLE I4

[336] 1-{3-[(Pyridin-4-ylmethyl)amino]phenyl}-*N*-pyridin-3-ylmethyl-1*H*-benzimidazole-5-carboxamide. MS (ES⁺): *m/z* 435 [MH⁺]

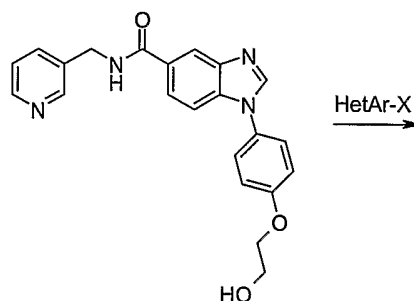
EXAMPLE I5

[337] 1-{3-[(Pyridin-3-ylmethyl)amino]phenyl}-*N*-pyridin-3-ylmethyl-1*H*-benzimidazole-5-carboxamide.

[338] A solution of 1-(3-aminophenyl)-*N*-(pyridin-3-ylmethyl)-1*H*-benzimidazole-5-carboxamide (prepared in **Steps (a)-(d)** of the procedure used for the synthesis of **EXAMPLE II**, 70.2mg, 0.205mmol) and nicotinaldehyde (20μL, 0.21mmol) in DCM (1mL) under N₂ was treated with TFA (1mL) and after 5min was heated at reflux for 2h. The cooled reaction mixture was then treated with Et₃SiH (70μL, 0.44mmol) and the mixture re-heated to reflux for 19h. After this time the solvents and excess reagents were removed by concentration *in vacuo* and the crude residue purified by column chromatography over silica gel eluting with 0.7–15% MeOH/DCM to provide the title compound; MS (ES⁺): *m/z* 435 [MH⁺]

EXAMPLE M1

[339] 1-{4-[2-(Pyrazin-2-yloxy)ethoxy]phenyl}-*N*-(pyridin-3-ylmethyl)-1*H*-benzimidazole-5-carboxamide



[340] a) 1-(3-Hydroxyphenyl)-*N*-pyridin-3-ylmethyl-1*H*-benzimidazole-5-carboxamide (**EXAMPLE B25**, 2g, 5.81mmol), potassium carbonate (4.41g, 31.94mmol) and sodium iodide (1.92g, 12.77mmol) were dissolved in DMF (100mL).

2-Bromoethanol (3.63g, 17.42mmol) was added drop-wise and the reaction was heated at 80°C under N₂ atmosphere for 16h. The reaction mixture was concentrated *in vacuo* and the crude reaction mixture was purified by silica gel chromatography (1:1 ethyl acetate/hexanes to 1:9 methanol/ethyl acetate) to obtain a mixture of 1-[4-(2-hydroxyethoxy)phenyl]-*N*-(pyridin-3-ylmethyl)-1*H*-benzimidazole-5-carboxamide and 1-{4-[2-(2-hydroxyethoxy)ethoxy]phenyl}-*N*-pyridin-3-ylmethyl-1*H*-benzimidazole-5-carboxamide dialkylated byproduct as a viscous brown solid. The mixture was carried onto the next step without further purification. MS(ES⁺): *m/z* 389.27 (100) [MH⁺].

[341] b) 1-[4-(2-Hydroxyethoxy)phenyl]-*N*-(pyridin-3-ylmethyl)-1*H*-benzimidazole-5-carboxamide (100mg, 0.26mmol) and sodium hydride (6mg, 0.26mmol) were dissolved in anhydrous DMF (2mL) under N₂ atmosphere. The reaction mixture was heated to 60°C until hydrogen gas evolution ceased. 2-Chloropyrazine (35mg, 0.31mmol, 28μL) was then added drop-wise and the reaction was heated to 100°C. After 18 h, the reaction mixture was concentrated *in vacuo* and purified by mass-directed purification to provide 1-{4-[2-(Pyrazin-2-yloxy)ethoxy]phenyl}-*N*-(pyridin-3-ylmethyl)-1*H*-benzimidazole-5-carboxamide (OSIP484814AA) as a white powder. ¹H NMR (*d*₆-DMSO, 400 MHz): δ 9.17 (brt, *J* = 6.0 Hz, 1H), 8.60 (s, 1H), 8.58 (d, *J* = 1.6 Hz, 1H), 8.47 (dd, *J* = 5.2, 1.2 Hz, 1H), 8.40 (d, *J* = 0.8 Hz, 1H), 8.37 (d, *J* = 1.2 Hz, 1H), 8.26 (s, 2H), 7.90 (dd, *J* = 8.6, 1.8Hz, 1H), 7.76 (ddd, *J* = 8.2, 1.8 Hz, 1H), 7.65–7.55 (m, 3H), 7.37 (ddd, *J* = 8.0, 4.8, 0.8 Hz, 1H), 7.24 (ddd, *J* = 9.2, 2.2, 2.2 Hz, 2H), 4.69 (m, 2H), 4.54 (d, *J* = 4.4 Hz, 2H), 4.47 (m, 2H). MS(ES⁺): *m/z* 467 (100) [MH⁺].

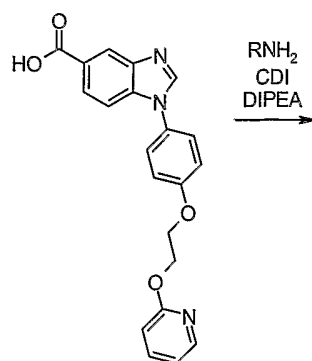
[342] The following compound was prepared according to the procedure described above for **EXAMPLE M1** utilizing 2-chloropyrimidine in place of 2-chloropyrazine.

EXAMPLE M2

[343] 1-{4-[2-(Pyrimidin-2-yloxy)ethoxy]phenyl}-*N*-(pyridin-3-ylmethyl)-1*H*-benzimidazole-5-carboxamide; MS(ES⁺): *m/z* 467 [MH⁺].

EXAMPLE N1

[344] *N*-Methyl-1-{4-[2-(pyridin-2-yloxy)ethoxy]phenyl}-1*H*-benzimidazole-5-carboxamide



[345] a) Ethylene glycol (30.1g, 484mmol), 2-chloropyridine (10.0g, 88mmol), powdered potassium hydroxide (9.9g, 176.13mmol), and 18-crown-6 ether (9.3g, 35mmol) were dissolved in anhydrous toluene (500mL) under a N₂ atmosphere. The reaction mixture was stirred vigorously and heated to reflux. After 48h, the reaction reached 50% conversion. The reaction mixture was concentrated *in vacuo* to approximately 100mL volume then diluted with water (100mL). After stirring for 0.5h, the organic layer was separated and the aqueous layer was extracted with CH₂Cl₂. The organic extracts were combined, dried over anhydrous Na₂SO₄, and concentrated *in vacuo*. The crude product was purified by Jones column chromatography (100% hexanes to 50% ethyl acetate/hexanes) to give 2-(pyridin-2-yloxy)ethanol as a dark brown oil containing 15% w/w of 18-crown-6 ether. ¹H NMR (*d*₆-DMSO, 400 MHz): δ 8.14 (ddd, *J* = 5.0, 2.0, 1.2 Hz, 1H), 7.68 (ddd, *J* = 9.4, 7.2, 2.4 Hz, 1H), 6.95 (ddd, *J* = 8.0, 4.8, 1.2 Hz, 1H), 6.80 (ddd, *J* = 8.4, 1.0, 1.0 Hz, 1H), 4.83 (t, *J* = 5.6 Hz, 1H), 4.26 (t, *J* = 5.2 Hz, 2H), 3.70 (dt, *J* = 10.4, 5.2 Hz, 2H).

[346] b) To a suspension of sodium hydride (21.6mg, 0.90mmol) in anhydrous DMF (0.5mL), 2-(pyridin-2-yloxy)-ethanol (100mg, 0.72mmol) in DMF (1.5mL) was added drop-wise under a N₂ atmosphere. Once hydrogen gas evolution ceased, 4-nitrofluorobenzene (102mg, 0.72mmol, 76μL) was added drop-wise to the yellow suspension. The resultant red-orange solution was allowed to stir at rt for 18h. Upon completion, distilled water (2mL) was added and the bright yellow solid precipitate was filtered, washed with distilled water, and dried *in vacuo* to give 2-[2-(4-nitrophenoxy)ethoxy]pyridine as a pale yellow solid. ¹H NMR (*d*₆-DMSO, 400 MHz): δ 8.21 (ddd, *J* = 5.6, 3.6, 3.6 Hz, 2H), 7.72 (ddd, *J* = 9.2, 7.2, 2.0 Hz, 1H), 7.21 (ddd, *J* = 5.6, 3.6, 3.6 Hz, 1H), 7.01 (ddd, *J* = 7.0, 4.8, 0.8 Hz, 1H), 6.86 (ddd, *J* = 8.4, 0.8, 0.8 Hz, 1H), 4.62 (m, 2H), 4.49 (m, 2H). MS(ES⁺): *m/z* 261 [MH⁺].

- [347] e) 2-[2-(4-Nitrophenoxy)ethoxy]pyridine (100mg, 0.38mmol) and tin (II) chloride dihydrate (433mg, 1.92mmol) were dissolved in ethanol (1.5mL) and refluxed under nitrogen for 18h. The reaction mixture was basified to pH 12 with 3M aqueous sodium hydroxide solution. The reaction mixture was stirred for 1h and then filtered through Celite. The reaction mixture was concentrated *in vacuo* and the aqueous layer was separated and extracted with CH₂Cl₂ (5×). The combined organic extracts were concentrated *in vacuo* to give 4-[2-(pyridin-2-yloxy)ethoxy]aniline as a purple glassy solid. ¹H NMR (*d*₆-DMSO, 400 MHz): δ 8.16 (ddd, *J* = 5.2, 2.0, 0.8 Hz, 1H), 7.71 (ddd, *J* = 9.2, 7.2, 2.0 Hz, 1H), 6.99 (ddd, *J* = 7.2, 5.2, 1.0 Hz, 1H), 6.85 (ddd, *J* = 8.4, 0.8, 0.8 Hz, 1H), 6.68 (ddd, *J* = 5.6, 3.6, 3.6 Hz, 2H), 6.50 (ddd, *J* = 5.6, 3.6, 3.6 Hz, 2H), 4.62 (brs, 2H), 4.50 (m, 2H), 4.15 (m, 2H).
- [348] d) 4-[2-(Pyridin-2-yloxy)ethoxy]aniline (4.50g, 19.50mmol) and 4-fluoro-3-nitrobenzoic acid (3.60g, 19.50mmol) were dissolved in ethanol (100mL) and refluxed under nitrogen for 18h. The reaction mixture was filtered and washed with cold ethanol (×2) to give 3-nitro-4-({4-[2-(pyridin-2-yloxy)ethoxy]phenyl}amino)benzoic acid as a reddish orange solid. ¹H NMR (*d*₆-DMSO, 400 MHz): δ 9.77 (brs, 1H), 8.64 (d, *J* = 2.4 Hz, 1H), 8.18 (ddd, *J* = 5.2, 2.0, 0.8 Hz, 1H), 7.88 (dd, *J* = 9.6, 2.0 Hz, 1H), 7.73 (ddd, *J* = 8.8, 6.8, 2.0 Hz, 1H), 7.29 (ddd, *J* = 6.4, 3.2, 3.2 Hz, 1H), 7.08 (ddd, *J* = 5.6, 3.2, 3.2 Hz, 1H), 7.01 (ddd, *J* = 7.4, 5.2, 1.2 Hz, 1H), 6.97 (d, *J* = 9.2 Hz, 1H), 6.87 (ddd, *J* = 8.4, 0.8, 0.8 Hz, 1H), 4.60 (m, 2H), 4.37 (m, 2H), 4.15 (m, 2H). MS(ES⁺): *m/z* 396.45 (100) [MH⁺].
- [349] e) 3-Nitro-4-({4-[2-(pyridin-2-yloxy)ethoxy]phenyl}amino)benzoic acid (6.00g, 15.20mmol), iron powder (8.49g, 152.00mmol), and formic acid (68mL) were dissolved in dry trimethyl orthoformate (175mL). The reaction was allowed to stir at rt. After 18h, the reaction mixture was diluted with CH₂Cl₂ and filtered through Celite to give a bright orange solid. The crude mixture was recrystallized from methanol to give 1-{4-[2-(pyridin-2-yloxy)ethoxy]phenyl}-1*H*-benzimidazole-5-carboxylic acid as a yellow-tan powder. ¹H NMR (*d*₆-DMSO, 400 MHz): δ 8.61 (d, *J* = 2.4 Hz, 1H), 8.32 (d, *J* = 1.6 Hz, 1H), 8.19 (ddd, *J* = 5.2, 1.6, 0.8 Hz, 1H), 7.93 (dd, *J* = 8.8, 1.6 Hz, 1H), 7.73 (ddd, *J* = 8.8, 6.8, 1.8 Hz, 1H), 7.61 (ddd, *J* = 4.8, 2.8, 2.8 Hz, 2H), 7.58 (s, 1H), 7.24 (ddd, *J* = 5.2, 3.2, 3.2 Hz, 2H), 7.01 (ddd, *J* = 6.8, 5.2, 1.2 Hz, 1H), 6.88 (dd, *J* = 8.4, 4.0 Hz, 1H), 4.64 (t, *J* = 4.2 Hz, 2H), 4.43 (t, *J* = 4.6 Hz, 2H). MS(ES⁺): *m/z* 376.47 (10) [MH⁺].

[350] f) 1-{4-[2-(Pyridin-2-yloxy)ethoxy]phenyl}-1*H*-benzimidazole-5-carboxylic acid (100mg, 0.266mmol) and 1,1'-carbonyldiimidazole (86mg, 0.53mmol) were dissolved in dry THF (2mL) under a N₂ atmosphere. The reaction mixture was heated at 60°C for 1h and then cooled to rt. Methylamine hydrochloride (27mg, 0.40mmol) and *N,N'*-diisopropylethylamine (52mg, 0.40mmol, 70μL) were added and the reaction was allowed to stir at rt. After 18h, the reaction mixture was concentrated *in vacuo*, diluted with CH₂Cl₂ (2mL), and washed with distilled water (1mL). The aqueous phase was back extracted with CH₂Cl₂ (2mL × 5) and the combined organic extracts were concentrated *in vacuo*. The resulting yellow solid was purified using the Waters mass-directed HPLC purification system to give *N*-methyl-1-{4-[2-(pyridin-2-yloxy)ethoxy]phenyl}-1*H*-benzimidazole-5-carboxamide as a white powder. ¹H NMR (*d*₆-DMSO, 400 MHz): δ 8.57 (s, 1H), 8.49 (brq, *J* = 4.4 Hz, 1H), 8.28 (d, *J* = 1.2 Hz, 1H), 8.19 (ddd, *J* = 5.2, 2.0, 0.8 Hz, 1H), 7.85 (dd, *J* = 8.6, 1.4 Hz, 1H), 7.74 (ddd, *J* = 8.8, 6.8, 2.0 Hz, 1H), 7.61 (ddd, *J* = 5.2, 3.2, 3.2 Hz, 2H), 7.55 (d, *J* = 9.2 Hz, 1H), 7.23 (ddd, *J* = 5.8, 3.6, 3.6 Hz, 2H), 7.01 (ddd, *J* = 7.2, 5.2, 1.2 Hz, 1H), 6.88 (ddd, *J* = 8.4, 0.8, 0.8 Hz, 1H), 4.63 (m, 2H), 4.43 (m, 2H), 2.82 (d, *J* = 4.8 Hz, 3H). MS(ES⁺): *m/z* 389 [MH⁺].

[351] The following compounds were prepared according to the procedures described above for **EXAMPLE N1** utilizing the appropriate amines in place of methylamine hydrochloride.

EXAMPLE N2

[352] *N*-Ethyl-1-{4-[2-(pyridin-2-yloxy)ethoxy]phenyl}-1*H*-benzimidazole-5-carboxamide; MS(ES⁺): *m/z* 403 [MH⁺].

EXAMPLE N3

[353] *N*-(2-Methoxyethyl)-1-{4-[2-(pyridin-2-yloxy)ethoxy]phenyl}-1*H*-benzimidazole-5-carboxamide; MS(ES⁺): *m/z* 433 [MH⁺].

EXAMPLE N4

[354] *N*-(2-Morpholin-4-ylethyl)-1-{4-[2-(pyridin-2-yloxy)ethoxy]phenyl}-1*H*-benzimidazole-5-carboxamide; MS(ES⁺): *m/z* 488 [MH⁺].

EXAMPLE N5

[355] 1-{4-[2-(Pyridin-2-yloxy)ethoxy]phenyl}-*N*-(1-tetrahydro-2*H*-pyran-4-ylmethyl)-1*H*-benzimidazole-5-carboxamide; MS(ES⁺): *m/z* 473 [MH⁺].

EXAMPLE N6

[356] 1-{4-[2-(Pyridin-2-yloxy)ethoxy]phenyl}-*N*-tetrahydro-2*H*-pyran-4-yl-1*H*-benzimidazole-5-carboxamide; MS(ES⁺): *m/z* 459 [MH⁺].

EXAMPLE N7

[357] *N*-Cyclobutyl-1-{4-[2-(pyridin-2-yloxy)ethoxy]phenyl}-1*H*-benzimidazole-5-carboxamide; MS(ES⁺): *m/z* 430 [MH⁺].

EXAMPLE N8

[358] *N*-(2-Hydroxyethyl)-1-{4-[2-(pyridin-2-yloxy)ethoxy]phenyl}-1*H*-benzimidazole-5-carboxamide

[359] To a 20mL Bohdan MiniBlock 12-position glass reaction tube, 1-{4-[2-(pyridin-2-yloxy)ethoxy]phenyl}-1*H*-benzimidazole-5-carboxylic acid (100mg, 0.27mmol), PS- HOBt (HL; 269mg, 0.24mmol), DMAP (18mg, 0.15mmol), CH₂Cl₂ (1mL), and DMF (0.25mL) were added. The reaction mixture was shaken for 5min. 1,3-Diisopropylcarbodiimide (138mg, 1.09mmol) was added to the reaction mixture and shaken for 4h. The solution was filtered and the resin was washed with CH₂Cl₂ (3×3mL), DMF (3×3mL), and THF (3×3mL). The resin was resuspended in DMF (1mL) and 2-aminoethanol (15mg, 0.24mmol) and DIEA (31mg, 0.24mmol) were added. The reaction mixture was allowed to shake overnight. The reaction mixture was then filtered, and washed with CH₂Cl₂ (3×3mL), DMF (3×3mL), and THF (3×3mL). The filtrate and the washes were combined and concentrated *in vacuo*. The crude product was purified by using the Waters mass-directed HPLC purification system to yield *N*-(2-hydroxyethyl)-1-{4-[2-(pyridin-2-yloxy)ethoxy]phenyl}-1*H*-benzimidazole-5-carboxamide as a yellowish white powder. ¹H NMR (d₆-DMSO, 400 MHz): δ 8.57 (s, 1H), 8.49 (t, *J* = 4.4 Hz, 1H), 8.32 (d, *J* = 1.2 Hz, 1H), 8.19 (ddd, *J* = 5.2, 2.0, 0.8 Hz, 1H), 7.85 (dd, *J* = 8.4, 1.6 Hz, 1H), 7.74 (ddd, *J* = 9.2, 7.2, 2.0 Hz, 1H), 7.61 (ddd, *J* = 5.6, 3.6, 3.6 Hz, 2H), 7.56 (d, *J* = 8.0 Hz, 1H), 7.23 (ddd, *J* = 6.0, 3.6, 3.6 Hz, 2H), 7.01

(ddd, $J = 7.2, 5.2, 0.8$ Hz, 1H), 6.88 (ddd, $J = 8.4, 0.8, 0.8$ Hz, 1H), 4.63 (m, 2H), 4.43 (m, 2H), 2.82 (d, $J = 4.8$ Hz, 3H). MS(ES⁺): m/z 419 (60) [MH⁺].

[360] The following compounds were prepared according to the procedures described above for **EXAMPLE N8** utilizing the appropriate amines in place of 2-aminoethanol.

EXAMPLE N9

[361] 1-{4-[2-(Pyridin-2-yloxy)ethoxy]phenyl}-*N*-(2-pyrrolidin-1-ylethyl)-1*H*-benzimidazole-5-carboxamide; MS(ES⁺): m/z 472 [MH⁺].

EXAMPLE N10

[362] *tert*-Butyl-4-{[(1-{4-[2-(pyridin-2-yloxy)ethoxy]phenyl}-1*H*-benzimidazol-5-yl)carbonyl]amino}ethyl)piperazine-1-carboxylate; MS(ES⁺): m/z 587 [MH⁺].

EXAMPLE N11

[363] *N*-Isopropyl-1-{4-[2-(pyridin-2-yloxy)ethoxy]phenyl}-1*H*-benzimidazole-5-carboxamide; MS(ES⁺): m/z 417 [MH⁺].

EXAMPLE N12

[364] 1-{4-[2-(pyridin-2-yloxy)ethoxy]phenyl}-1*H*-benzimidazole-5-carboxamide; MS(ES⁺): m/z 375 [MH⁺].

[365] The following compounds were prepared according to the procedures described above for **EXAMPLE N8** utilizing the appropriate diols and amines in place of ethylene glycol and 2-aminoethanol, respectively.

EXAMPLE N13

[366] 1-{4-[1-Methyl-2-(pyridin-2-yloxy)ethoxy]phenyl}-*N*-(2-morpholin-4-ylethyl)-1*H*-benzimidazole-5-carboxamide and *N*-(2-Morpholin-4-ylethyl)-1-{4-[2-(pyridin-2-yloxy)propoxy]phenyl}-1*H*-benzimidazole-5-carboxamide (1:1 mix of regioisomers); MS(ES⁺): m/z 503 [MH⁺].

EXAMPLE N14

[367] *N*-(2-Morpholin-4-ylethyl)-1-{4-[1-methyl-2-(pyridin-2-yloxy)propoxy]phenyl}-1*H*-benzimidazole-5-carboxamide; MS(ES+): *m/z* 517 [MH⁺].

EXAMPLE N15

[368] 1-{4-[1-Methyl-2-(pyridin-2-yloxy)ethoxy]phenyl}-1*H*-benzimidazole-5-carboxamide and 1-{4-[2-(pyridin-2-yloxy)propoxy]phenyl}-1*H*-benzimidazole-5-carboxamide (1:1 mix of regioisomers); MS(ES+): *m/z* 389 [MH⁺].

EXAMPLE N16

[369] *N*-Isopropyl-1-{4-[1-methyl-2-(pyridin-2-yloxy)ethoxy]phenyl}-1*H*-benzimidazole-5-carboxamide and *N*-Isopropyl-1-{4-[2-(pyridin-2-yloxy)propoxy]phenyl}-1*H*-benzimidazole-5-carboxamide (1:1 mix of regioisomers); MS(ES+): *m/z* 431 [MH⁺].

EXAMPLE N17

[370] *N*-(2-Hydroxyethyl)-1-{4-[1-methyl-2-(pyridin-2-yloxy)ethoxy]phenyl}-1*H*-benzimidazole-5-carboxamide and *N*-(2-Hydroxyethyl)-1-{4-[2-(pyridin-2-yloxy)propoxy]phenyl}-1*H*-benzimidazole-5-carboxamide (1:1 mix of regioisomers); MS(ES+): *m/z* 533 [MH⁺].

EXAMPLE N18

[371] 1-{4-[1-Methyl-2-(pyridin-2-yloxy)ethoxy]phenyl}-*N*-(2-pyrrolidin-1-ylethyl)-1*H*-benzimidazole-5-carboxamide and 1-{4-[2-(Pyridin-2-yloxy)propoxy]phenyl}-*N*-(2-Pyrrolidin-1-ylethyl)-1*H*-benzimidazole-5-carboxamide (1:1 mix of regioisomers); MS(ES+): *m/z* 487 [MH⁺].

EXAMPLE N19

[372] 1-{4-[1-Methyl-2-(pyridin-2-yloxy)ethoxy]phenyl}-*N*-(1-tetrahydro-2*H*-pyran-4-ylmethyl)-1*H*-benzimidazole-5-carboxamide and 1-{4-[2-(Pyridin-2-yloxy)propoxy]phenyl}-*N*-(1-tetrahydro-2*H*-pyran-4-ylmethyl)-1*H*-benzimidazole-5-carboxamide (1:1 mix of regioisomers); MS(ES+): *m/z* 474 [MH⁺].

EXAMPLE N20

[373] 1-{4-[1-Methyl-2-(pyridin-2-yloxy)ethoxy]phenyl}-*N*-[3-(methylthio)propyl]-1*H*-benzimidazole-5-carboxamide and *N*-[3-(Methylthio)propyl]-1-{4-[2-(pyridin-2-yloxy)propoxy]phenyl}-1*H*-benzimidazole-5-carboxamide (1:1 mix of regioisomers); MS(ES⁺): *m/z* 478 [MH⁺].

EXAMPLE N21

[374] 1-{4-[1-methyl-2-(pyridin-2-yloxy)propoxy]phenyl}-1*H*-benzimidazole-5-carboxamide; MS(ES⁺): *m/z* 403 [MH⁺].

EXAMPLE N22

[375] *N*-Isopropyl-1-{4-[1-methyl-2-(pyridin-2-yloxy)propoxy]phenyl}-1*H*-benzimidazole-5-carboxamide; MS(ES⁺): *m/z* 446 [MH⁺].

EXAMPLE N23

[376] *N*-(2-Hydroxyethyl)-1-{4-[1-methyl-2-(pyridin-2-yloxy)propoxy]phenyl}-1*H*-benzimidazole-5-carboxamide; MS(ES⁺): *m/z* 447 [MH⁺].

EXAMPLE N24

[377] 1-{4-[1-Methyl-2-(pyridin-2-yloxy)propoxy]phenyl}-*N*-(2-pyrrolidin-1-ylethyl)-1*H*-benzimidazole-5-carboxamide; MS(ES⁺): *m/z* 501 [MH⁺].

EXAMPLE N25

[378] 1-{4-[1-Methyl-2-(pyridin-2-yloxy)propoxy]phenyl}-*N*-(1-tetrahydro-2*H*-pyran-4-ylmethyl)-1*H*-benzimidazole-5-carboxamide; MS(ES⁺): *m/z* 488 [MH⁺].

EXAMPLE N26

[379] 1-{4-[1-Methyl-2-(pyridin-2-yloxy)propoxy]phenyl}-*N*-[3-(methylthio)propyl]-1*H*-benzimidazole-5-carboxamide; MS(ES⁺): *m/z* 492 [MH⁺].

EXAMPLE N27

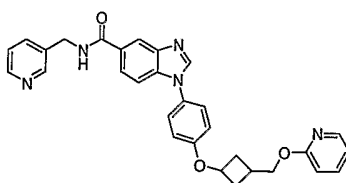
[380] *N*-Methyl-1-{4-[1-methyl-2-(pyridin-2-yloxy)ethoxy]phenyl}-1*H*-benzimidazole-5-carboxamide and *N*-Methyl-1-{4-[2-(pyridin-2-yloxy)propoxy]phenyl}-1*H*-benzimidazole-5-carboxamide (1:1 mix of regioisomers); MS(ES⁺): *m/z* 403 [MH⁺].

EXAMPLE N28

[381] *N*-Methyl-1-{4-[1-Methyl-2-(pyridin-2-yloxy)propoxy]phenyl}-1*H*-benzimidazole-5-carboxamide; MS(ES⁺): *m/z* 417 [MH⁺].

EXAMPLE O1

[382] 1-(4-{[3-(2-Pyridyloxymethyl)cyclobutyl]oxy}phenyl)-*N*-pyridin-3-ylmethyl-1*H*-benzimidazole-5-carboxamide



[383] a) Methyl 3-hydroxycyclobutanecarboxylate (671mg, 5.16mmol) was dissolved in CH₂Cl₂ (20mL). Pyridine (0.63mL, 7.73mmol) was then added followed by *p*-toluenesulfonic anhydride (1.85g, 5.67mmol) and the reaction was stirred at rt for 14h. The reaction was concentrated *in vacuo*, dissolved in ether, and washed with H₂O, 2M HCl, 2M NaHCO₃, brine, and dried over MgSO₄. The solution was then filtered, and concentrated *in vacuo* to give methyl 3-[[4-(4-methylphenyl)sulfonyl]oxy]cyclobutanecarboxylate as a colorless oil, which was taken on crude. 1-(4-Hydroxyphenyl)-*N*-(pyridin-3-ylmethyl)-1*H*-benzimidazole-5-carboxamide (0.88g, 2.56mmol), 18-crown-6 (1.36g, 5.13mmol), and K₂CO₃ (0.71g, 5.13mmol) were dissolved in DMF (26mL) in a 50mL round bottom flask. The reaction was heated to 80°C under N₂ atmosphere upon which methyl 3-[[4-(4-methylphenyl)sulfonyl]oxy]cyclobutanecarboxylate was added drop-wise. After heating at 80°C for 48h, the reaction was cooled to rt, concentrated *in vacuo*, and purified using silica gel chromatography (5% methanol:CH₂Cl₂). To remove residual *p*-toluenesulfonic acid and 18-crown-6, the foamy white solid was washed with ethyl acetate. The combined organic washes were then washed with water and dried over MgSO₄, filtered, and concentrated *in vacuo* to provide methyl 3-(4-{5-[(pyridin-3-ylmethylamino)carbonyl]-1*H*-benzimidazol-1-yl}phenoxy)cyclobutanecarboxylate as an off-white foamy solid (3:1 trans:cis isomers). MS (ES⁺): *m/z* 457 (100) [MH⁺].

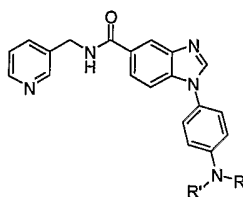
[384] b) Methyl 3-(4-{5-[(pyridin-3-ylmethylamino)carbonyl]-1*H*-benzimidazol-1-yl}phenoxy)cyclobutanecarboxylate (150mg, 0.33mmol) and sodium borohydride (25mg, 0.66mmol) were dissolved in THF (3mL), put under a N₂

atmosphere, and heated to 60°C. Methanol (13µL, 0.33mmol) was then added and the reaction was stirred at 60°C for 48h. The reaction was cooled to rt and concentrated *in vacuo*. Methanol (2mL) was then added followed by sodium hydroxide (3M, 5mL) and the methanol was removed *in vacuo*. The resultant aqueous solution was extracted with ethyl acetate (3×), dried over MgSO₄, filtered, and concentrated *in vacuo*. The crude solid was purified using the Waters mass-directed HPLC purification system to provide 1-(4-{{3-(hydroxymethyl)cyclobutyl}oxy}phenyl)-*N*-pyridin-3-ylmethyl-1*H*-benzimidazole-5-carboxamide as a white solid. MS (ES⁺): *m/z* 429 (90) [MH⁺].

[385] c) 1-(4-{{3-(Hydroxymethyl)cyclobutyl}oxy}phenyl)-*N*-pyridin-3-ylmethyl-1*H*-benzimidazole-5-carboxamide (33mg, 0.08mmol) was dissolved in DMF and put under N₂ atmosphere. Sodium hydride (2mg, 0.08mmol) was added and the reaction was heated to 60°C. 2-Fluoropyridine was then added and the reaction was then heated to 80°C for 14h. The reaction was cooled to rt and concentrated *in vacuo*. The crude solid was purified using the Waters mass-directed HPLC purification system to provide 1-(4-{{3-(2-pyridyloxymethyl)cyclobutyl}oxy}phenyl)-*N*-pyridin-3-ylmethyl-1*H*-benzimidazole-5-carboxamide as an off-white solid. MS (ES⁺): *m/z* 507 (10) [MH⁺].

EXAMPLE P1

[386] 1-{4-[(3-Phenoxypropyl)amino]phenyl}-*N*-pyridin-3-ylmethyl-1*H*-benzimidazole-5-carboxamide



[387] A flask containing 1-(4-bromophenyl)-*N*-pyridin-3-ylmethyl-1*H*-benzimidazole-5-carboxamide (**EXAMPLE C2**, 100mg, 0.25mmol) and 3-phenoxypropylamine hydrochloride (54mg, 0.29mmol) was evacuated and refilled with N₂ (2×). To this was added BINAP (112mg, 0.18mmol), Pd₂dba₃ (55mg, 0.06mmol) and *t*-BuONa (68mg, 0.71mmol) in one portion as a mixture, with minimum exposure to air. The flask was again evacuated and refilled with N₂ (3×). Degassed, anhydrous dioxane (2mL) was added via syringe and the solution was stirred under N₂ for 10min at rt and then at 80°C for 18h. Later, the reaction was cooled to rt, filtered through Celite

(using MeOH and CH₂Cl₂ to rinse the Celite), concentrated under reduced pressure and purified using the Waters mass-directed HPLC purification system to provide 1-{4-[(3-phenoxypropyl)amino]phenyl}-*N*-pyridin-3-ylmethyl-1*H*-benzimidazole-5-carboxamide as a white solid. MS (ES⁺): *m/z* 478 (100) [MH⁺].

[388] The following compounds were prepared according to the procedure described above for **EXAMPLE P1** utilizing the appropriate amines in place of 3-phenoxypropylamine and either 1-(3-bromophenyl)-*N*-pyridin-3-ylmethyl-1*H*-benzimidazole-5-carboxamide or 1-(4-bromophenyl)-*N*-pyridin-3-ylmethyl-1*H*-benzimidazole-5-carboxamide.

EXAMPLE P2

[389] 1-{4-[4-(4-Fluorophenyl)piperidin-1-yl]phenyl}-*N*-pyridin-3-ylmethyl-1*H*-benzimidazole-5-carboxamide; MS (ES⁺): *m/z* 506 (100) [MH⁺].

EXAMPLE P3

[390] 1-{4-[4-(4-Fluorophenyl)piperazin-1-yl]phenyl}-*N*-pyridin-3-ylmethyl-1*H*-benzimidazole-5-carboxamide; MS (ES⁺): *m/z* 507 (100) [MH⁺].

EXAMPLE P4

[391] 1-{3-[4-(4-Fluorophenyl)piperidin-1-yl]phenyl}-*N*-pyridin-3-ylmethyl-1*H*-benzimidazole-5-carboxamide; MS (ES⁺): *m/z* 506 (100) [MH⁺].

EXAMPLE P5

[392] *N*-Pyridin-3-ylmethyl-1-{3-[(2-thien-3-ylethyl)amino]phenyl}-1*H*-benzimidazole-5-carboxamide; MS (ES⁺): *m/z* 454 (100) [MH⁺].

EXAMPLE P6

[393] 1-[3-(Cyclohexylmethylamino)phenyl]-*N*-pyridin-3-ylmethyl-1*H*-benzimidazole-5-carboxamide; MS (ES⁺): *m/z* 440 (100) [MH⁺].

EXAMPLE P7

[394] 1-{4-[(2-Phenoxyethyl)amino]phenyl}-*N*-pyridin-3-ylmethyl-1*H*-benzimidazole-5-carboxamide; MS (ES⁺): *m/z* 464 (100) [MH⁺].

EXAMPLE P8

[395] 1-(3-{[1-(4-Chlorophenyl)ethyl]amino}phenyl)-*N*-pyridin-3-ylmethyl-1*H*-benzimidazole-5-carboxamide; MS (ES⁺): *m/z* 482 (100) [MH⁺].

EXAMPLE P9

[396] 1-(3-{[3-(1*H*-Imidazol-1-yl)propyl]amino}phenyl)-*N*-pyridin-3-ylmethyl-1*H*-benzimidazole-5-carboxamide; MS (ES⁺): *m/z* 452 [MH⁺].

EXAMPLE P10

[397] *N*-Pyridin-3-ylmethyl-1-[3-(4-pyrimidin-2-ylpiperazin-1-yl)phenyl]-1*H*-benzimidazole-5-carboxamide; MS (ES⁺): *m/z* 491 [MH⁺].

EXAMPLE P11

[398] 1-(3-[1,4']Bipiperidiny-1'-yl-phenyl)-*N*-pyridin-3-ylmethyl-1*H*-benzimidazole-5-carboxamide; MS (ES⁺): *m/z* 495 [MH⁺].

EXAMPLE P12

[399] 1-{3-[Benzyl(methyl)amino]phenyl}-*N*-pyridin-3-ylmethyl-1*H*-benzimidazole-5-carboxamide; MS (ES⁺): *m/z* 448 [MH⁺].

EXAMPLE P13

[400] *N*-Isopropyl-1-(4-{[4-(trifluoromethoxy)benzyl]amino}phenyl)-1*H*-benzimidazole-5-carboxamide; MS (ES⁺): *m/z* 469 (100) [MH⁺].

EXAMPLE P14

[401] *N*-Methyl-1-(4-{[4-(trifluoromethoxy)benzyl]amino}phenyl)-1*H*-benzimidazole-5-carboxamide; MS (ES⁺): *m/z* 441 (100) [MH⁺].

EXAMPLE P15

[402] *N*-(2-Morpholin-4-ylethyl)-1-(4-{[4-(trifluoromethoxy)benzyl]amino}phenyl)-1*H*-benzimidazole-5-carboxamide; MS (ES⁺): *m/z* 540 (100) [MH⁺].

EXAMPLE P16

[403] *N*-Tetrahydro-2*H*-pyran-4-yl-1-(4-{[4-(trifluoromethoxy)benzyl]amino}phenyl)-1*H*-benzimidazole-5-carboxamide; MS (ES⁺): *m/z* 511 (100) [MH⁺].

EXAMPLE P17

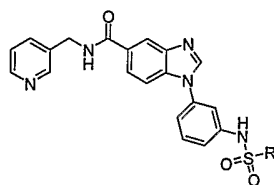
[404] *N*-Pyridin-3-ylmethyl-1-(3-{[4-(trifluoromethoxy)benzyl]amino}phenyl)-1*H*-benzimidazole-5-carboxamide; MS (ES⁺): *m/z* 518 (100) [MH⁺].

EXAMPLE P18

[405] 1-{3-[(4-Trifluoromethylphenyl)amino]phenyl}-*N*-pyridin-3-ylmethyl-1*H*-benzimidazole-5-carboxamide; MS (ES⁺): *m/z* 489 (100) [MH⁺].

EXAMPLE Q1

[406] 1-(3-{[(4-Methylphenyl)sulfonyl]amino}phenyl)-*N*-pyridin-3-ylmethyl-1*H*-benzimidazole-5-carboxamide



[407] **a)** A mixture of 4-fluoro-3-nitrobenzoic acid (10.2g, 54.9mmol), *N*-(3-aminophenyl)-acetamide (9.21g, 66.6mmol), and Et₃N (1.4mL, 10.1mmol) in anhydrous EtOH (160mL) was heated at reflux under N₂ atmosphere. After 16h, the reaction mixture was cooled and the resultant precipitate filtered. The orange solid was washed with 2 M aq HCl and dried to yield 4-[[3-(acetamino)phenyl]amino]-3-nitrobenzoic acid. ¹H NMR (400 MHz, DMSO-*d*₆): δ 2.03 (s, 3H), 7.02 (d, *J* = 7.9 Hz, 1H), 7.13 (d, *J* = 9.0 Hz, 1H), 7.37 (t, *J* = 8.0 Hz, 1H), 7.42 (d, *J* = 8.0 Hz, 1H), 7.68 (s, 1H), 7.93 (dd, *J* = 9.0, 1.9 Hz, 1H), 8.62 (s, 1H), 9.76 (s, 1H), 10.08 (s, 1H), 13.02 (brs, 1H). MS (ES⁺): *m/z* 316 [MH⁺].

[408] **b)** A suspension of 4-[[3-(acetamino)phenyl]amino]-3-nitrobenzoic acid (1.27g, 4.04mmol) and iron powder (1.77g, 31.6mmol) in HCO₂H (30mL) and HC(OMe)₃ (20mL) was stirred at rt under N₂ atmosphere. After 18h, the reaction mixture was filtered through Celite and the Celite pad was washed with EtOH. The solvent was removed in vacuo. The resultant crude material was purified by silica gel chromatography (10% MeOH in CH₂Cl₂) to afford 1-[3-(acetamino)phenyl]-1*H*-benzimidazole-5-carboxylic acid as a light yellow solid. ¹H NMR (400 MHz, DMSO-

d_6): δ 2.07 (s, 3H), 7.36 (d, $J = 8.4$ Hz, 1H), 7.56 (t, $J = 8.0$ Hz, 1H), 7.63 (d, $J = 8.4$ Hz, 1H), 7.69 (d, $J = 8.8$ Hz, 1H), 7.96 (d, $J = 8.8$ Hz, 1H), 8.02 (s, 1H), 8.34 (s, 1H), 8.71 (s, 1H), 10.3 (s, 1H). MS (ES+): m/z 296 [MH^+].

[409] **c)** To a stirred mixture of 1-[3-(acetylamino)phenyl]-1*H*-benzimidazole-5-carboxylic acid (0.83g, 2.8mmol), EDCI (0.81g, 4.22mmol), HOBt (0.57g, 4.22mmol) in anhydrous DMA (10mL) was added DIPEA (0.75mL, 4.31mmol) at rt. The reaction mixture was stirred for 0.5h and then (3-aminomethyl)pyridine (0.57mL, 5.62mmol) was added drop-wise. Stirring was continued for an additional 25h. The solvent was evaporated in vacuo and the crude material was purified by silica gel chromatography (5%-15 % MeOH in CH_2Cl_2) and then recrystallized from acetone to afford 1-[3-(acetylamino)phenyl]-*N*-(pyridin-3-ylmethyl)-1*H*-benzimidazole-5-carboxamide as a light yellow solid. 1H NMR (400 MHz, DMSO- d_6): δ 2.09 (3H, s), 4.54 (d, $J = 6.0$ Hz, 2H), 7.35–7.40 (m, 2H), 7.56 (t, $J = 8.0$ Hz, 1H), 7.62 (d, $J = 7.6$ Hz, 1H), 7.70 (d, $J = 8.4$ Hz, 1H), 7.76 (d, $J = 8.4$ Hz, 1H), 7.92 (dd, $J = 8.4$ Hz, 1.2 Hz, 1H), 8.04 (t, $J = 2.0$ Hz, 1H), 8.38 (d, $J = 1.2$ Hz, 1H), 8.46 (dd, $J = 4.8$ Hz, 1.6 Hz, 1H), 8.58 (1H, $J = 1.6$ Hz, 1H), 8.68 (s, 1H), 9.21 (t, $J = 5.6$ Hz, 1H), 10.33 (s, 1H). MS (ES+): m/z 386 [MH^+].

[410] **d)** An aqueous HCl (2M, 5mL) solution of 1-[3-(acetylamino)phenyl]-*N*-(pyridin-3-ylmethyl)-1*H*-benzimidazole-5-carboxamide (0.47g) was heated at reflux. After 40min, the crude reaction mixture was evaporated under reduced pressure at rt and dried in vacuo to afford 1-(3-aminophenyl)-*N*-(pyridin-3-ylmethyl)-1*H*-benzimidazole-5-carboxamide dihydrochloride as a purple solid. 1H -NMR (DMSO- d_6 , 400 MHz): δ 4.00 (brs, 2H), 4.72 (d, $J = 5.2$ Hz, 2H), 7.24 (d, $J = 7.6$ Hz, 1H), 7.39 (d, $J = 7.6$ Hz, 1H), 7.44 (s, 1H), 7.56 (t, $J = 8.4$ Hz, 1H), 7.82 (d, $J = 8.4$ Hz, 1H), 8.10-8.50 (m, 2H), 8.47 (s, 1H), 8.59 (d, $J = 8.0$ Hz, 1H), 8.85 (1H, $J = 5.6$ Hz, 1H), 8.96 (s, 1H), 9.25 (s, 1H), 9.64 (t, $J = 5.6$ Hz, 1H). MS (ES+): m/z 344 [MH^+].

[411] **e)** A mixture of 1-(3-aminophenyl)-*N*-(pyridin-3-ylmethyl)-1*H*-benzimidazole-5-carboxamide dihydrochloride (47mg, 0.14mmol) and TsCl (27mg, 0.14mmol) was dissolved in anhydrous THF (3mL) at 0°C and treated with Et_3N (95 μ L, 0.68mmol). The reaction mixture was stirred for 72h and then filtered. The solid residue was washed with THF and the combined washings and filtrate were concentrated in vacuo. The resultant residue was purified by silica gel chromatography (0-7% MeOH in CH_2Cl_2). Further purification was achieved by trituration with MeOH to afford 1-(3-[[4-methylphenyl)sulfonyl]amino}phenyl)-*N*-pyridin-3-ylmethyl-1*H*-

benzimidazole-5-carboxamide as a white solid. $^1\text{H-NMR}$ ($\text{DMSO-}d_6$, 400 MHz): δ 2.35 (s, 3H), 4.54 (d, $J = 5.6$ Hz, 2H), 7.20 (d, $J = 8.0$ Hz, 1H), 7.32–7.44 (m, 4H), 7.50 (t, $J = 7.6$ Hz, 1H), 7.68–7.81 (m, 3H), 7.89 (d, $J = 8.8$ Hz, 1H), 8.36 (s, 1H), 8.47 (brs, 1H), 8.61 (s, 1H), 9.19 (brs, 1H). MS (ES+): m/z 498 [MH^+].

[412] The following compounds were prepared according to the procedure described above for **EXAMPLE Q1** utilizing the appropriate sulfonyl chlorides in place of TsCl.

EXAMPLE Q2

[413] 1-(3-{{(4-Chlorophenyl)sulfonyl}amino}phenyl)-*N*-pyridin-3-ylmethyl-1*H*-benzimidazole-5-carboxamide; MS (ES+): m/z 518 (100) [M], 519 (30) [MH^+].

EXAMPLE Q3

[414] *N*-Pyridin-3-ylmethyl-1-{3-[(thien-2-ylsulfonyl)amino]phenyl}-1*H*-benzimidazole-5-carboxamide

[415] 1-(3-Aminophenyl)-*N*-(pyridin-3-ylmethyl)-1*H*-benzimidazole-5-carboxamide dihydrochloride (60mg, 0.17mmol) was dissolved in 2mL pyridine at 0°C and 2-thiophenesulphonyl chloride (31mg, 0.17mmol) was added in one portion to the mixture, and the reaction was stirred room temperature. After 16h, the reaction mixture was concentrated in vacuo. The residue was purified using the Waters mass-directed HPLC purification system to yield *N*-pyridin-3-ylmethyl-1-{3-[(thien-2-ylsulfonyl)amino]phenyl}-1*H*-benzimidazole-5-carboxamide as a white solid. $^1\text{H NMR}$ (400 MHz, CD_3OD): δ 8.60 (s, 1 H), 8.48 (d, $J = 12.0$ Hz, 2 H), 8.30 (s, 1 H), 7.90 (t, $J = 8.0$ Hz, 2 H), 7.69 (d, $J = 4.0$ Hz, 1 H), 7.55 (dd, $J = 1.2$ Hz, 4.0 Hz, 1 H), 7.48–7.43 (m, 3 H), 7.37 (t, $J = 2.0$ Hz, 1 H), 7.21 (t, $J = 8.0$ Hz, 1 H), 7.09 (t, $J = 8.0$ Hz, 1 H), 4.67 (d, $J = 5.4$ Hz, 2H). MS (ES+): m/z 490 [MH^+].

[416] The following compounds were prepared according to the procedure described above for **EXAMPLE Q3** utilizing the appropriate sulfonyl chlorides in place of thiophenesulphonyl chloride.

EXAMPLE Q4

[417] *N*-Pyridin-3-ylmethyl-1-[3-({[4-(trifluoromethoxy)phenyl]sulfonyl}amino)phenyl]-1*H*-benzimidazole-5-carboxamide; MS (ES+): m/z 490 [MH^+].

COMPOUND Q5

[418] 1-(3-{{(3-Chlorophenyl)sulfonyl}amino}phenyl)-*N*-pyridin-3-ylmethyl-1*H*-benzimidazole-5-carboxamide; MS (ES+): *m/z* 519 [MH⁺]. This compound displayed results greater than 10μM in the assay above.

EXAMPLE Q6

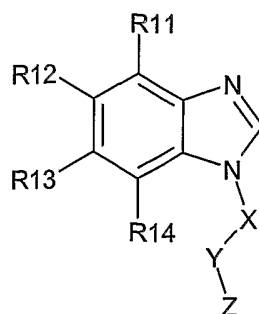
[419] 1-(3-{{(2,4-Difluorophenyl)sulfonyl}amino}phenyl)-*N*-pyridin-3-ylmethyl-1*H*-benzimidazole-5-carboxamide; MS (ES+): *m/z* 520 [MH⁺].

EXAMPLE Q7

[420] 1-(3-{{(3,4-Dichlorophenyl)sulfonyl}amino}phenyl)-*N*-pyridin-3-ylmethyl-1*H*-benzimidazole-5-carboxamide; MS (ES+): *m/z* 553 [MH⁺].

WHAT IS CLAIMED IS:

1. A compound represented by Formula (I):



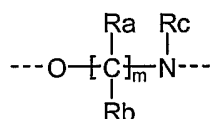
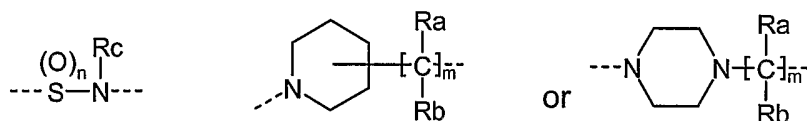
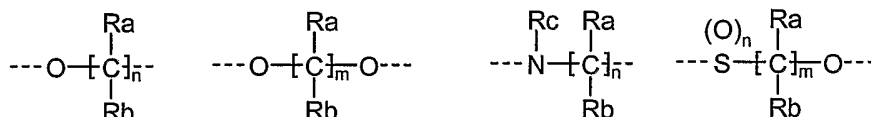
(I)

or a pharmaceutically acceptable salt or N-oxide thereof, wherein:

one of R11, R12, R13 and R14 is $-\text{NR}_3\text{COR}_{31}$, $-\text{NR}_3\text{CONR}_3\text{R}_{31}$, $-\text{NR}_3\text{SO}_2\text{R}_{31}$, $-\text{CO}_2\text{R}_3$, $-\text{CO}_2\text{H}$, $-\text{C}_{0-8}\text{alkylNR}_3\text{R}_{31}$ or $-\text{CONR}_3\text{R}_{31}$; the others each independently F, Cl, $\text{C}_{0-3}\text{alkyl}$, $\text{C}_{0-8}\text{alkoxy}$, or $-\text{N}(\text{C}_{0-8}\text{alkyl})(\text{C}_{0-8}\text{alkyl})$;

X is a cyclcyl or heterocyclcyl group, optionally substituted with 1-4 halogen, $-\text{NR}_{32}\text{R}_{33}$, $-\text{NR}_{32}\text{COR}_{33}$, $-\text{NR}_{32}\text{CO}_2\text{R}_{33}$, $-\text{NR}_{32}\text{SO}_2\text{R}_{33}$, $-\text{OR}_{32}$, $-\text{SR}_{32}$, $-\text{SO}_2\text{R}_{32}$, $-\text{SO}_2\text{NR}_{32}\text{R}_{33}$, $-\text{CO}_2\text{R}_{32}$, $-\text{CO}_2\text{H}$, $-\text{CONR}_{32}\text{R}_{33}$, $-\text{C}_{0-8}\text{alkyl}$, $-\text{C}_{2-8}\text{alkenyl}$, $-\text{C}_{2-8}\text{alkynyl}$, $-\text{CN}$, CF_3 , OCF_3 , NO_2 , oxo, cyclcyl or heterocyclcyl substituents;

Y is absent or



wherein the point of attachment to X can be from either the left or the right as shown;

R_a and R_b are each independently $\text{C}_{0-8}\text{alkyl}$ or $\text{C}_{3-8}\text{cycloalkyl}$;

or R_a and R_b taken together with the C to which they are attached form a saturated or partially unsaturated 3-10 membered ring optionally containing 0-4 N, O, S,

SO, or SO₂ at the ring nodes, provided that no N, O or S atoms are placed adjacent to each other at ring nodes;

R_c is C₀₋₈alkyl;

or R_c, taken with either R_a or R_b, form a 3-7 membered saturated or partially unsaturated ring;

m is 0, 1, 2, 3, 4 or 5; provided that when m is 0 or 1, no N, O or S atoms are adjacent to each other in the N-X-Y-Z linking bridge;

n is 1, 2, 3, 4 or 5; provided that, when n is 1, no N, O or S atoms are adjacent to each other in the N-X-Y-Z linking bridge;

Z is a cyclyl or heterocyclyl group, optionally substituted with 1-5 independent halogen, -NR₃₄R₃₅, -NR₃₄COR₃₅, -NR₃₄C(O)OR₃₅, -NR₃₄SO₂R₃₅, -OR₃₄, -SR₃₄, -SO₂R₃₄, -SO₂NR₃₄R₃₅, -C(O)OR₃₄, -CO₂H, -CONR₃₄R₃₅, C₀₋₈alkyl, C₂₋₈alkenyl, C₂₋₈alkynyl, -OC₀₋₈alkyl, -SC₀₋₈alkyl, -SO₂C₀₋₈alkyl, -SO₂N(C₀₋₈alkyl)(C₀₋₈alkyl), -C(O)OC₀₋₈alkyl, CN, CF₃, NO₂, oxo, cyclyl or heterocyclyl substituents; or, when Y is present, Z further can be C₀₋₈alkyl-O-C₀₋₈alkyl, C₀₋₈alkyl-O-C(O)-C₀₋₈alkyl, or C₀₋₈alkyl-C(O)-O-C₀₋₈alkyl;

provided that when Y is -OCH₂-, Z must be substituted with 1-5 -NR₃₄R₃₅, -NR₃₄COR₃₅, -NR₃₄C(O)OR₃₅, -NR₃₄SO₂R₃₅, -OR₃₄, -SR₃₄, -SO₂R₃₄, -SO₂NR₃₄R₃₅, -CO₂R₃₄, -CO₂H, -CONR₃₄R₃₅, C₀₋₈alkyl, C₂₋₈alkenyl, C₂₋₈alkynyl, CF₃, NO₂, oxo, cyclyl or heterocyclyl substituents;

provided that when Y is NHCH₂, Z must be substituted with 1-5 halogen, -NR₃₄R₃₅, -NR₃₄COR₃₅, -NR₃₄C(O)OR₃₅, -NR₃₄SO₂R₃₅, -OR₃₄, -SR₃₄, -SO₂R₃₄, -SO₂NR₃₄R₃₅, -CO₂R₃₄, -CO₂H, -CONR₃₄R₃₅, C₀₋₈alkyl, C₂₋₈alkenyl, C₂₋₈alkynyl, CF₃, NO₂, oxo, cyclyl or heterocyclyl substituents;

provided that when Y is absent, X and Z cannot contain N;

R₃, R₃₁, R₃₂, R₃₃, R₃₄ and R₃₅ are independently C₀₋₈alkyl substituted with heterocyclyl, or OH substituents; CF₃, CHF₂, -C₀₋₈alkyl-O-C₀₋₈alkyl, -C₀₋₈alkyl-N(C₀₋₈alkyl)(C₀₋₈alkyl), -C₀₋₈alkyl-S(O)₀₋₂-C₀₋₈alkyl or -C₀₋₈alkyl-S(O)₂N(C₀₋₈alkyl)(C₀₋₈alkyl).

2. The compound according to claim 1, or a pharmaceutically acceptable salt or N-oxide thereof, wherein

R₁₂ is -NR₃COR₃₁, -NR₃CONR₃R₃₁, -NR₃SO₂R₃₁, -CO₂R₃, -CO₂H, -C₀₋₈alkylNR₃R₃₁ or -CONR₃R₃₁.

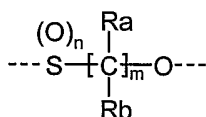
3. The compound according to claim 1, or a pharmaceutically acceptable salt or N-oxide thereof, wherein

R12 is $-\text{CONR}_3\text{R}_{31}$.

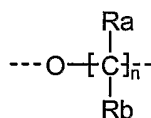
4. The compound according to claim 3, or a pharmaceutically acceptable salt or N-oxide thereof, wherein X is cyclyl.

5. The compound according to claim 4, or a pharmaceutically acceptable salt or N-oxide thereof, wherein Y is absent.

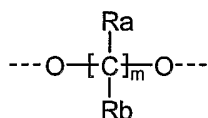
6. The compound according to claim 4, or a pharmaceutically acceptable salt or N-oxide thereof, wherein Y is



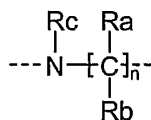
7. The compound according to claim 4, or a pharmaceutically acceptable salt or N-oxide thereof, wherein Y is



8. The compound according to claim 4, or a pharmaceutically acceptable salt or N-oxide thereof, wherein Y is



9. The compound according to claim 4, or a pharmaceutically acceptable salt or N-oxide thereof, wherein Y is



10. A composition comprising a compound according to claim 1, or a pharmaceutically acceptable salt or N-oxide thereof, and a pharmaceutically acceptable carrier.
11. A composition comprising a compound according to claim 1, or a pharmaceutically acceptable salt or N-oxide thereof; and
an anti-neoplastic, anti-tumor, anti-angiogenic, or chemotherapeutic agent.
12. A composition comprising a compound according to claim 1, or a pharmaceutically acceptable salt or N-oxide thereof, and a cytotoxic cancer therapeutic agent.
13. A composition comprising a compound according to claim 1, or a pharmaceutically acceptable salt or N-oxide thereof, and an angiogenesis inhibiting cancer therapeutic agent.
14. A compound consisting of
1-{3-[2-(phenylthio)ethoxy]phenyl}-*N*-pyridin-3-ylmethyl-1*H*-benzimidazole-5-carboxamide;
1-{4-[2-(phenylthio)ethoxy]phenyl}-*N*-pyridin-3-ylmethyl-1*H*-benzimidazole-5-carboxamide;
or a pharmaceutically acceptable salt, or *N*-oxide, thereof.
15. A compound consisting of
1-[3-(3-phenylpropoxy)phenyl]-*N*-pyridin-3-ylmethyl-1*H*-benzimidazole-5-carboxamide;
1-{3-[(4-cyanobenzyl)oxy]phenyl}-*N*-pyridin-3-ylmethyl-1*H*-benzimidazole-5-carboxamide;
ethyl 5-[(3-{5-[(pyridin-3-ylmethylamino)carbonyl]-1*H*-benzimidazol-1-yl}phenoxy)methyl]-2-furoate;
3-(3-{5-[(pyridin-3-ylmethylamino)carbonyl]-1*H*-benzimidazol-1-yl}phenoxy)pentyl acetate;
1-[3-(2-naphthylmethoxy)phenyl]-*N*-pyridin-3-ylmethyl-1*H*-benzimidazole-5-carboxamide;

N-pyridin-3-ylmethyl-1-(3-{[4-(trifluoromethyl)benzyl]oxy}phenyl)-1*H*-benzimidazole-5-carboxamide;

ethyl 4-{3-[5-(pyridin-3-ylmethylaminocarbonyl)-1*H*-benzimidazol-1-yl]phenoxy}hexanoate;

1-[3-(2-morpholin-4-ylethoxy)phenyl]-*N*-pyridin-3-ylmethyl-1*H*-benzimidazole-5-carboxamide;

1-{4-[(4-fluorobenzyl)oxy]phenyl}-*N*-pyridin-3-ylmethyl-1*H*-benzimidazole-5-carboxamide;

methyl 4-[(4-{5-[(pyridin-3-ylmethylamino)carbonyl]-1*H*-benzimidazol-1-yl}phenoxy)methyl]benzoate;

ethyl 5-[(4-{5-[(pyridin-3-ylmethylamino)carbonyl]-1*H*-benzimidazol-1-yl}phenoxy)methyl]-2-furoate;

1-{3-[(4-methylbenzyl)oxy]phenyl}-*N*-pyridin-3-ylmethyl-1*H*-benzimidazole-5-carboxamide;

1-{3-[(4-nitrobenzyl)oxy]phenyl}-*N*-pyridin-3-ylmethyl-1*H*-benzimidazole-5-carboxamide;

1-{4-[(4-methylbenzyl)oxy]phenyl}-*N*-pyridin-3-ylmethyl-1*H*-benzimidazole-5-carboxamide;

methyl 4-[(3-{5-[(pyridin-3-ylmethylamino)carbonyl]-1*H*-benzimidazol-1-yl}phenoxy)methyl]benzoate;

1-{4-[(4-trifluoromethylbenzyl)oxy]phenyl}-*N*-pyridin-3-ylmethyl-1*H*-benzimidazole-5-carboxamide;

1-[4-(2-naphthylmethoxy)phenyl]-*N*-pyridin-3-ylmethyl-1*H*-benzimidazole-5-carboxamide;

1-{4-[(4-nitrobenzyl)oxy]phenyl}-*N*-pyridin-3-ylmethyl-1*H*-benzimidazole-5-carboxamide;

1-[4-(cyclohexylmethoxy)phenyl]-*N*-pyridin-3-ylmethyl-1*H*-benzimidazole-5-carboxamide;

1-[4-(1-phenethylethoxy)phenyl]-*N*-pyridin-3-ylmethyl-1*H*-benzimidazole-5-carboxamide;

1-[3-(1-phenethylethoxy)phenyl]-*N*-pyridin-3-ylmethyl-1*H*-benzimidazole-5-carboxamide;

1-[3-(2-phenylethoxy)phenyl]-*N*-pyridin-3-ylmethyl-1*H*-benzimidazole-5-carboxamide;

- 1-[4-(2-morpholin-4-ylethoxy)phenyl]-*N*-pyridin-3-ylmethyl-1*H*-benzimidazole-5-carboxamide;
- N*-pyridin-3-ylmethyl-1-(3-{[4-(trifluoromethoxy)benzyl]oxy}phenyl)-1*H*-benzimidazole-5-carboxamide;
- N*-pyridin-3-ylmethyl-1-(4-{[4-(trifluoromethoxy)benzyl]oxy}phenyl)-1*H*-benzimidazole-5-carboxamide;
- 1-[4-(2-phenoxyethoxy)phenyl]-*N*-pyridin-3-ylmethyl-1*H*-benzimidazole-5-carboxamide;
- 1-[3-(2-phenoxyethoxy)phenyl]-*N*-pyridin-3-ylmethyl-1*H*-benzimidazole-5-carboxamide;
- 1-[3-(1*H*-indol-3-ylmethoxy)phenyl]-*N*-pyridin-3-ylmethyl-1*H*-benzimidazole-5-carboxamide;
- 1-{4-[3-(4-fluorophenoxy)propoxy]phenyl}-*N*-pyridin-3-ylmethyl-1*H*-benzimidazole-5-carboxamide;
- 1-{3-[3-(4-fluorophenoxy)propoxy]phenyl}-*N*-pyridin-3-ylmethyl-1*H*-benzimidazole-5-carboxamide;
- 1-{4-[2-(2-methoxyethoxy)ethoxy]phenyl}-*N*-pyridin-3-ylmethyl-1*H*-benzimidazole-5-carboxamide;
- 1-[4-(2-methoxyethoxy)phenyl]-*N*-pyridin-3-ylmethyl-1*H*-benzimidazole-5-carboxamide;
- 1-{3-[2-(2-methoxyethoxy)ethoxy]phenyl}-*N*-pyridin-3-ylmethyl-1*H*-benzimidazole-5-carboxamide;
- 1-{3-[(2-methylthiazol-4-ylmethyl)oxy]phenyl}-*N*-pyridin-3-ylmethyl-1*H*-benzimidazole-5-carboxamide;
- 1-{4-[(quinolin-2-ylmethyl)oxy]phenyl}-*N*-pyridin-3-ylmethyl-1*H*-benzimidazole-5-carboxamide;
- 1-{3-[2-(4-chlorophenoxy)ethoxy]phenyl}-*N*-pyridin-3-ylmethyl-1*H*-benzimidazole-5-carboxamide;
- 1-[4-(pyridin-3-ylmethoxy)phenyl]-*N*-pyridin-3-ylmethyl-1*H*-benzimidazole-5-carboxamide;
- 1-[3-(1,1'-biphenyl-2-ylmethoxy)phenyl]-*N*-pyridin-3-ylmethyl-1*H*-benzimidazole-5-carboxamide;
- 1-{3-[(3,4-dimethoxybenzyl)oxy]phenyl}-*N*-pyridin-3-ylmethyl-1*H*-benzimidazole-5-carboxamide;

- 1-[3-(cyclobutylmethoxy)phenyl]-*N*-pyridin-3-ylmethyl-1*H*-benzimidazole-5-carboxamide;
- 1-{3-[(4-methoxybenzyl)oxy]phenyl}-*N*-pyridin-3-ylmethyl-1*H*-benzimidazole-5-carboxamide;
- 1-{3-[(2-methoxybenzyl)oxy]phenyl}-*N*-pyridin-3-ylmethyl-1*H*-benzimidazole-5-carboxamide;
- 1-{3-[(4-benzyloxy-3-methoxybenzyl)oxy]phenyl}-*N*-pyridin-3-ylmethyl-1*H*-benzimidazole-5-carboxamide;
- 1-{3-[(4-{*t*-butyl}benzyl)oxy]phenyl}-*N*-pyridin-3-ylmethyl-1*H*-benzimidazole-5-carboxamide;
- 1-{3-[(4-phenylbutyl)oxy]phenyl}-*N*-pyridin-3-ylmethyl-1*H*-benzimidazole-5-carboxamide;
- 1-[3-(pyridin-4-ylmethoxy)phenyl]-*N*-pyridin-3-ylmethyl-1*H*-benzimidazole-5-carboxamide;
- 1-[3-(3-pyridin-4-ylpropoxy)phenyl]-*N*-pyridin-3-ylmethyl-1*H*-benzimidazole-5-carboxamide;
- 1-[3-(pyridin-3-ylmethoxy)phenyl]-*N*-pyridin-3-ylmethyl-1*H*-benzimidazole-5-carboxamide;
- 1-[4-(pyridin-4-ylmethoxy)phenyl]-*N*-pyridin-3-ylmethyl-1*H*-benzimidazole-5-carboxamide;
- 1-[4-(3-pyridin-4-ylpropoxy)phenyl]-*N*-pyridin-3-ylmethyl-1*H*-benzimidazole-5-carboxamide;
- 1-[4-(2-(4-methylthiazol-5-yl)ethoxy)phenyl]-*N*-pyridin-3-ylmethyl-1*H*-benzimidazole-5-carboxamide;
- 1-[3-(furan-3-ylmethyl)oxy]phenyl]-*N*-pyridin-3-ylmethyl-1*H*-benzimidazole-5-carboxamide;
- N*-pyridin-3-ylmethyl-1-{4-[(2-thiophen-2-ylethyl)oxy]phenyl}-1*H*-benzimidazole-5-carboxamide;
- N*-pyridin-3-ylmethyl-1-{3-[(2-thiophen-2-ylethyl)oxy]phenyl}-1*H*-benzimidazole-5-carboxamide;
- N*-pyridin-3-ylmethyl-1-{4-[(2-thiophen-3-ylethyl)oxy]phenyl}-1*H*-benzimidazole-5-carboxamide;
- 1-(3-{[1-(4-chlorophenyl)cyclopropyl]methoxy}phenyl)-*N*-pyridin-3-ylmethyl-1*H*-benzimidazole-5-carboxamide;

1-(4-{[1-(4-chlorophenyl)cyclopropyl]methoxy}phenyl)-*N*-pyridin-3-ylmethyl-1*H*-benzimidazole-5-carboxamide;

N-pyridin-3-ylmethyl-1-{3-[(2-thiophen-3-ylethyl)oxy]phenyl}-1*H*-benzimidazole-5-carboxamide;

N-(2-morpholin-4-ylethyl)-1-(4-{[4-(trifluoromethoxy)benzyl]oxy}phenyl)-1*H*-benzimidazole-5-carboxamide;

N-(3-dimethylaminopropyl)-1-(4-{[4-(trifluoromethoxy)benzyl]oxy}phenyl)-1*H*-benzimidazole-5-carboxamide;

N-(2-dimethylaminoethyl)-1-(4-{[4-(trifluoromethoxy)benzyl]oxy}phenyl)-1*H*-benzimidazole-5-carboxamide;

N-(3-methoxypropyl)-1-(4-{[4-(trifluoromethoxy)benzyl]oxy}phenyl)-1*H*-benzimidazole-5-carboxamide;

N-(2-methoxyethyl)-1-(4-{[4-(trifluoromethoxy)benzyl]oxy}phenyl)-1*H*-benzimidazole-5-carboxamide;

N-(2-piperidin-1-ylethyl)-1-(4-{[4-(trifluoromethoxy)benzyl]oxy}phenyl)-1*H*-benzimidazole-5-carboxamide;

2-(4-{[1-(4-{[4-(trifluoromethoxy)benzyl]oxy}phenyl)-1*H*-benzimidazol-5-yl]carbonyl}piperazin-1-yl)ethanol;

N-[3-(4-methylpiperazin-1-yl)propyl]-1-(4-{[4-(trifluoromethoxy)benzyl]oxy}phenyl)-1*H*-benzimidazole-5-carboxamide;

N-(3-morpholin-4-ylpropyl)-1-(4-{[4-(trifluoromethoxy)benzyl]oxy}phenyl)-1*H*-benzimidazole-5-carboxamide;

N-[(1-oxidopyridin-3-yl)methyl]-1-(4-{[4-(trifluoromethoxy)benzyl]oxy}phenyl)-1*H*-benzimidazole-5-carboxamide;

1-{4-[3-(2-oxopyridin-1(2*H*)-yl)propoxy]phenyl}-*N*-pyridin-3-ylmethyl-1*H*-benzimidazole-5-carboxamide;

1-{4-[2-(4-oxopyridin-1(4*H*)-yl)ethoxy]phenyl}-*N*-pyridin-3-ylmethyl-1*H*-benzimidazole-5-carboxamide;

1-(4-{2-[2-oxo-5-(trifluoromethyl)pyridin-1(2*H*)-yl]ethoxy}phenyl)-*N*-pyridin-3-ylmethyl-1*H*-benzimidazole-5-carboxamide;

1-{4-[2-(5-chloro-2-oxopyridin-1(2*H*)-yl)ethoxy]phenyl}-*N*-pyridin-3-ylmethyl-1*H*-benzimidazole-5-carboxamide;

or a pharmaceutically acceptable salt, or *N*-oxide, thereof.

16. A compound consisting of
- 1-[3-(3-phenoxypropoxy)phenyl]-*N*-pyridin-3-ylmethyl-1*H*-benzimidazole-5-carboxamide;
- 1-[4-(2-phenylethoxy)phenyl]-*N*-pyridin-3-ylmethyl-1*H*-benzimidazole-5-carboxamide;
- 1-{4-[2-(4-fluorophenoxy)ethoxy]phenyl}-*N*-pyridin-3-ylmethyl-1*H*-benzimidazole-5-carboxamide;
- 1-[3-(2-methoxyethoxy)phenyl]-*N*-pyridin-3-ylmethyl-1*H*-benzimidazole-5-carboxamide;
- 1-[4-(2-ethoxyethoxy)phenyl]-*N*-pyridin-3-ylmethyl-1*H*-benzimidazole-5-carboxamide;
- 1-[3-(2-ethoxyethoxy)phenyl]-*N*-pyridin-3-ylmethyl-1*H*-benzimidazole-5-carboxamide;
- 1-{3-[2-(4-bromophenoxy)ethoxy]phenyl}-*N*-pyridin-3-ylmethyl-1*H*-benzimidazole-5-carboxamide;
- 1-{4-[2-(4-bromophenoxy)ethoxy]phenyl}-*N*-pyridin-3-ylmethyl-1*H*-benzimidazole-5-carboxamide;
- 1-{4-[2-methylthiazol-4-ylmethyl)oxy]phenyl}-*N*-pyridin-3-ylmethyl-1*H*-benzimidazole-5-carboxamide;
- 1-{3-[(quinolin-2-ylmethyl)oxy]phenyl}-*N*-pyridin-3-ylmethyl-1*H*-benzimidazole-5-carboxamide;
- N*-pyridin-3-ylmethyl-1-(4-{3-[3-(trifluoromethoxy)phenoxy]propoxy}phenyl)-1*H*-benzimidazole-5-carboxamide;
- 1-{4-[3-(3-methoxyphenoxy)propoxy]phenyl}-*N*-pyridin-3-ylmethyl-1*H*-benzimidazole-5-carboxamide;
- 1-{4-[3-(3-chlorophenoxy)propoxy]phenyl}-*N*-pyridin-3-ylmethyl-1*H*-benzimidazole-5-carboxamide;
- 1-{4-[3-(4-cyanophenoxy)propoxy]phenyl}-*N*-pyridin-3-ylmethyl-1*H*-benzimidazole-5-carboxamide;
- 1-{4-[3-(4-methoxyphenoxy)propoxy]phenyl}-*N*-pyridin-3-ylmethyl-1*H*-benzimidazole-5-carboxamide;
- 1-{4-[3-(3-methylphenoxy)propoxy]phenyl}-*N*-pyridin-3-ylmethyl-1*H*-benzimidazole-5-carboxamide;

- 1-{4-[3-(3-ethynylphenoxy)propoxy]phenyl}-*N*-pyridin-3-ylmethyl-1*H*-benzimidazole-5-carboxamide;
- 1-{3-[3-(4-methylphenoxy)propoxy]phenyl}-*N*-pyridin-3-ylmethyl-1*H*-benzimidazole-5-carboxamide;
- 1-{3-[3-(4-cyanophenoxy)propoxy]phenyl}-*N*-pyridin-3-ylmethyl-1*H*-benzimidazole-5-carboxamide;
- 1-(3-{3-[3-(trifluoromethoxy)phenoxy]propoxy}phenyl)-*N*-pyridin-3-ylmethyl-1*H*-benzimidazole-5-carboxamide;
- 1-{3-[3-(3-chlorophenoxy)propoxy]phenyl}-*N*-pyridin-3-ylmethyl-1*H*-benzimidazole-5-carboxamide;
- 1-{3-[3-(4-chlorophenoxy)propoxy]phenyl}-*N*-pyridin-3-ylmethyl-1*H*-benzimidazole-5-carboxamide;
- 1-{3-[3-(4-bromophenoxy)propoxy]phenyl}-*N*-pyridin-3-ylmethyl-1*H*-benzimidazole-5-carboxamide;
- 1-(3-{3-[4-(trifluoromethoxy)phenoxy]propoxy}phenyl)-*N*-pyridin-3-ylmethyl-1*H*-benzimidazole-5-carboxamide;
- 1-{3-[3-(3,4-dichlorophenoxy)propoxy]phenyl}-*N*-pyridin-3-ylmethyl-1*H*-benzimidazole-5-carboxamide;
- 1-{3-[3-(4-imidazol-1-ylphenoxy)propoxy]phenyl}-*N*-pyridin-3-ylmethyl-1*H*-benzimidazole-5-carboxamide;
- 1-(3-{3-[4-(4*H*-1,2,4-triazol-4-yl)phenoxy]propoxy}phenyl)-*N*-pyridin-3-ylmethyl-1*H*-benzimidazole-5-carboxamide;
- 1-(3-{3-[4-(trifluoromethyl)phenoxy]propoxy}phenyl)-*N*-pyridin-3-ylmethyl-1*H*-benzimidazole-5-carboxamide;
- methyl 4-(3-{3-[5-(*N*-pyridin-3-ylmethyl)aminocarbonyl]-1*H*-benzimidazol-1-ylphenoxy}propoxy)benzoate;
- 1-{4-[3-(4-bromophenoxy)propoxy]phenyl}-*N*-pyridin-3-ylmethyl-1*H*-benzimidazole-5-carboxamide;
- 1-{3-[2-(4-methylphenoxy)ethoxy]phenyl}-*N*-pyridin-3-ylmethyl-1*H*-benzimidazole-5-carboxamide;
- 1-{4-[2-(3-chlorophenoxy)ethoxy]phenyl}-*N*-pyridin-3-ylmethyl-1*H*-benzimidazole-5-carboxamide;
- 1-{4-[2-(3-ethynylphenoxy)ethoxy]phenyl}-*N*-pyridin-3-ylmethyl-1*H*-benzimidazole-5-carboxamide;

- 1-{4-[2-(3-bromophenoxy)ethoxy]phenyl}-*N*-pyridin-3-ylmethyl-1*H*-benzimidazole-5-carboxamide;
- 1-{4-[2-(4-cyanophenoxy)ethoxy]phenyl}-*N*-pyridin-3-ylmethyl-1*H*-benzimidazole-5-carboxamide;
- 1-{4-[2-(4-chlorophenoxy)ethoxy]phenyl}-*N*-pyridin-3-ylmethyl-1*H*-benzimidazole-5-carboxamide;
- 1-{4-[2-(4-methoxyphenoxy)ethoxy]phenyl}-*N*-pyridin-3-ylmethyl-1*H*-benzimidazole-5-carboxamide;
- 1-{4-[2-(3-methylphenoxy)ethoxy]phenyl}-*N*-pyridin-3-ylmethyl-1*H*-benzimidazole-5-carboxamide;
- N*-pyridin-3-ylmethyl-1-(4-{2-[(3-trifluoromethoxy)phenoxy]ethoxy}phenyl)-1*H*-benzimidazole-5-carboxamide;
- 1-{4-[2-(4-methylphenoxy)ethoxy]phenyl}-*N*-pyridin-3-ylmethyl-1*H*-benzimidazole-5-carboxamide;
- 1-{4-[2-(3-methoxyphenoxy)ethoxy]phenyl}-*N*-pyridin-3-ylmethyl-1*H*-benzimidazole-5-carboxamide;
- 1-{3-[2-(3-chlorophenoxy)ethoxy]phenyl}-*N*-pyridin-3-ylmethyl-1*H*-benzimidazole-5-carboxamide;
- 1-{4-[2-(4-fluorophenoxy)ethoxy]phenyl}-*N*-[3-(4-methylpiperazin-1-yl)propyl]-1*H*-benzimidazole-5-carboxamide;
- 1-{4-[2-(4-fluorophenoxy)ethoxy]phenyl}-*N*-(2-morpholin-4-ylethyl)-1*H*-benzimidazole-5-carboxamide;
- 1-{4-[2-(4-fluorophenoxy)ethoxy]phenyl}-*N*-[2-(*N,N*-dimethylamino)ethyl]-1*H*-benzimidazole-5-carboxamide;
- 1-{4-[2-(4-fluorophenoxy)ethoxy]phenyl}-*N*-[3-(*N,N*-dimethylamino)propyl]-1*H*-benzimidazole-5-carboxamide;
- 1-{4-[2-(4-fluorophenoxy)ethoxy]phenyl}-*N*-(3-methoxypropyl)-1*H*-benzimidazole-5-carboxamide;
- 1-{4-[2-(4-fluorophenoxy)ethoxy]phenyl}-*N*-(2-methoxyethyl)-1*H*-benzimidazole-5-carboxamide;
- 2-{1-[(1-{4-[2-(4-fluorophenoxy)ethoxy]phenyl}-1*H*-benzimidazol-5-yl)carbonyl]piperidin-4-yl} ethanol;
- 1-{4-[2-(4-fluorophenoxy)ethoxy]phenyl}-*N*-(2-piperidin-1-ylethyl)-1*H*-benzimidazole-5-carboxamide;

1-{4-[2-(4-fluorophenoxy)ethoxy]phenyl}-*N*-(3-morpholin-4-ylpropyl)-1*H*-benzimidazole-5-carboxamide;

1-{4-[2-(4-fluorophenoxy)ethoxy]phenyl}-*N*-ethyl-1*H*-benzimidazole-5-carboxamide

2-{1-[(1-{4-[2-(4-fluorophenoxy)ethoxy]phenyl}-1*H*-benzimidazol-5-yl)carbonyl]piperazin-4-yl}ethanol;

N-pyridin-3-ylmethyl-1-{4-[3-(pyridin-2-yloxy)propoxy]phenyl}-1*H*-benzimidazole-5-carboxamide;

N-pyridin-3-ylmethyl-1-{3-[3-(pyridin-2-yloxy)propoxy]phenyl}-1*H*-benzimidazole-5-carboxamide;

N-pyridin-3-ylmethyl-1-{4-[2-(pyridin-2-yloxy)ethoxy]phenyl}-1*H*-benzimidazole-5-carboxamide;

1-{4-[2-(2-oxopyridin-1(2*H*)-yl)ethoxy]phenyl}-*N*-pyridin-3-ylmethyl-1*H*-benzimidazole-5-carboxamide;

N-pyridin-3-ylmethyl-1-{4-[2-(pyridin-3-yloxy)ethoxy]phenyl}-1*H*-benzimidazole-5-carboxamide;

N-pyridin-3-ylmethyl-1-{3-[3-(pyridin-3-yloxy)propoxy]phenyl}-1*H*-benzimidazole-5-carboxamide;

N-pyridin-3-ylmethyl-1-{4-[2-(5-chloropyridin-2-yloxy)ethoxy]phenyl}-1*H*-benzimidazole-5-carboxamide;

5-(2-{4-[5-(pyridin-3-ylmethylaminocarbonyl)-1*H*-benzimidazol-1-yl]phenoxy}ethoxy)nicotinic acid;

or a pharmaceutically acceptable salt, or *N*-oxide, thereof.

17. A compound consisting of

1-{3-[(4-bromobenzyl)amino]phenyl}-*N*-pyridin-3-ylmethyl-1*H*-benzimidazole-5-carboxamide;

1-{3-[(3-methoxybenzyl)amino]phenyl}-*N*-pyridin-3-ylmethyl-1*H*-benzimidazole-5-carboxamide;

1-{3-[(pyridin-4-ylmethyl)amino]phenyl}-*N*-pyridin-3-ylmethyl-1*H*-benzimidazole-5-carboxamide;

1-{3-[(pyridin-3-ylmethyl)amino]phenyl}-*N*-pyridin-3-ylmethyl-1*H*-benzimidazole-5-carboxamide;

or a pharmaceutically acceptable salt, or *N*-oxide, thereof.

18. A compound consisting of
- N*-[3-(dimethylamino)propyl]-1-{4-[2-(4-fluorophenoxy)ethoxy]phenyl}-1*H*-benzimidazole-5-carboxamide;
- (4-{[1-([2-(4-fluorophenoxy)ethoxy]phenyl)-1*H*-benzimidazol-5-yl]carbonyl}piperazin-1-yl)ethanol;
- N*-ethyl-1-{4-[2-(4-fluorophenoxy)ethoxy]phenyl}-1*H*-benzimidazole-5-carboxamide;
- N*-[3-(dimethylamino)propyl]-1-(4-{[4-(trifluoromethoxy)benzyl]oxy}phenyl)-1*H*-benzimidazole-5-carboxamide;
- 1-{4-[3-(4-fluorophenoxy)propoxy]phenyl}-*N*-(3-methoxypropyl)-1*H*-benzimidazole-5-carboxamide;
- 1-{4-[3-(4-fluorophenoxy)propoxy]phenyl}-*N*-(2-methoxyethyl)-1*H*-benzimidazole-5-carboxamide;
- 1-{4-[3-(4-fluorophenoxy)propoxy]phenyl}-*N*-(3-morpholin-4-ylpropyl)-1*H*-benzimidazole-5-carboxamide;
- 1-{4-[3-(4-fluorophenoxy)propoxy]phenyl}-*N*-(2-morpholin-4-ylethyl)-1*H*-benzimidazole-5-carboxamide;
- N*-[2-(dimethylamino)ethyl]-1-{4-[3-(4-fluorophenoxy)propoxy]phenyl}-1*H*-benzimidazole-5-carboxamide;
- N*-(2-methoxyethyl)-1-(3-{[4-(trifluoromethoxy)benzyl]oxy}phenyl)-1*H*-benzimidazole-5-carboxamide;
- N*-[2-(dimethylamino)ethyl]-1-(3-{[4-(trifluoromethoxy)benzyl]oxy}phenyl)-1*H*-benzimidazole-5-carboxamide;
- N*-(2-morpholin-4-ylethyl)-1-(3-{[4-(trifluoromethoxy)benzyl]oxy}phenyl)-1*H*-benzimidazole-5-carboxamide;
- N*-[3-(4-methylpiperazin-1-yl)propyl]-1-(3-{[4-(trifluoromethoxy)benzyl]oxy}phenyl)-1*H*-benzimidazole-5-carboxamide;
- N*-methyl-1-(3-{[4-(trifluoromethoxy)benzyl]oxy}phenyl)-1*H*-benzimidazole-5-carboxamide;
- N*-(1-tetrahydro-2*H*-pyran-4-ylmethyl)-1-(4-{[4-(trifluoromethoxy)benzyl]oxy}phenyl)-1*H*-benzimidazole-5-carboxamide;
- N*-[2-(1*H*-imidazol-2-yl)ethyl]-1-(4-{[4-(trifluoromethoxy)benzyl]oxy}phenyl)-1*H*-benzimidazole-5-carboxamide;

- N*-(2-hydroxyethyl)-1-(4-{[4-(trifluoromethoxy)benzyl]oxy}phenyl)-1*H*-benzimidazole-5-carboxamide;
- N*-(3-hydroxypropyl)-1-(4-{[4-(trifluoromethoxy)benzyl]oxy}phenyl)-1*H*-benzimidazole-5-carboxamide;
- 1-{4-[3-(4-fluorophenoxy)propoxy]phenyl}-*N*-(2-hydroxyethyl)-1*H*-benzimidazole-5-carboxamide;
- 1-{4-[3-(4-fluorophenoxy)propoxy]phenyl}-*N*-(2-piperidin-1-ylethyl)-1*H*-benzimidazole-5-carboxamide;
- N*-(3-morpholin-4-ylpropyl)-1-(3-{[4-(trifluoromethoxy)benzyl]oxy}phenyl)-1*H*-benzimidazole-5-carboxamide;
- N*-[3-(dimethylamino)propyl]-1-(3-{[4-(trifluoromethoxy)benzyl]oxy}phenyl)-1*H*-benzimidazole-5-carboxamide;
- N*-(3-methoxypropyl)-1-(3-{[4-(trifluoromethoxy)benzyl]oxy}phenyl)-1*H*-benzimidazole-5-carboxamide;
- 5-(morpholin-4-ylcarbonyl)-1-(3-{[4-(trifluoromethoxy)benzyl]oxy}phenyl)-1*H*-benzimidazole;
- (4-{[1-(3-{[4-(trifluoromethoxy)benzyl]oxy}phenyl)-1*H*-benzimidazol-5-yl]carbonyl}piperazin-1-yl)ethanol;
- (1-{[1-(3-{[4-(trifluoromethoxy)benzyl]oxy}phenyl)-1*H*-benzimidazol-5-yl]carbonyl}piperidin-4-yl)ethanol;
- N*-(2-piperidin-1-ylethyl)-1-(3-{[4-(trifluoromethoxy)benzyl]oxy}phenyl)-1*H*-benzimidazole-5-carboxamide;
- 5-[4-(2-methoxyethyl)piperazin-1-ylcarbonyl]-1-[3-(4-trifluoromethoxybenzyloxy)-phenyl]-1*H*-benzimidazole;
- N*-ethyl-1-(3-{[4-(trifluoromethoxy)benzyl]oxy}phenyl)-1*H*-benzimidazole-5-carboxamide;
- 1-{3-[3-(4-fluorophenoxy)propoxy]phenyl}-*N*-[3-(4-methylpiperazin-1-yl)propyl]-1*H*-benzimidazole-5-carboxamide;
- 1-{3-[3-(4-fluorophenoxy)propoxy]phenyl}-*N*-(3-morpholin-4-ylpropyl)-1*H*-benzimidazole-5-carboxamide;
- N*-[2-(dimethylamino)ethyl]-1-{3-[2-(4-fluorophenoxy)ethoxy]phenyl}-1*H*-benzimidazole-5-carboxamide;
- N*-[3-(dimethylamino)propyl]-1-{3-[2-(4-fluorophenoxy)ethoxy]phenyl}-1*H*-benzimidazole-5-carboxamide;

- 1-{3-[2-(4-fluorophenoxy)ethoxy]phenyl}-*N*-(2-methoxyethyl)-1*H*-benzimidazole-5-carboxamide;
- 1-{3-[2-(4-fluorophenoxy)ethoxy]phenyl}-*N*-tetrahydro-2*H*-pyran-4-yl-1*H*-benzimidazole-5-carboxamide;
- 1-{3-[2-(4-fluorophenoxy)ethoxy]phenyl}-*N*-(1-tetrahydro-2*H*-pyran-4-ylmethyl)-1*H*-benzimidazole-5-carboxamide;
- N*-tetrahydro-2*H*-pyran-4-yl-1-(4-{[4-(trifluoromethoxy)benzyl]oxy}phenyl)-1*H*-benzimidazole-5-carboxamide;
- N*-isopropyl-1-[4-({4-[(trifluoromethyl)thio]benzyl}oxy)phenyl]-1*H*-benzimidazole-5-carboxamide;
- N*-(2-morpholin-4ylethyl)-1-[4-({4-[(trifluoromethyl)thio]benzyl}oxy)phenyl]-1*H*-benzimidazole-5-carboxamide;
- N*-methyl-1-[4-({4-[(trifluoromethyl)thio]benzyl}oxy)phenyl]-1*H*-benzimidazole-5-carboxamide;
- N*-(2-pyrrolidin-1-ylethyl)-1-[4-({4-[(trifluoromethyl)thio]benzyl}oxy)phenyl]-1*H*-benzimidazole-5-carboxamide;
- N*-(2-hydroxyethyl)-1-[4-({4-[(trifluoromethyl)thio]benzyl}oxy)phenyl]-1*H*-benzimidazole-5-carboxamide;
- N*-(1-tetrahydro-2*H*-pyran-4-ylmethyl)-1-[4-({4-[(trifluoromethyl)thio]benzyl}oxy)phenyl]-1*H*-benzimidazole-5-carboxamide;
- N*-(2-methoxyethyl)-1-(4-{[4-(trifluoromethyl)benzyl]oxy}phenyl)-1*H*-benzimidazole-5-carboxamide;
- 1-(4-{[4-(trifluoromethyl)benzyl]oxy}phenyl)-1*H*-benzimidazole-5-carboxamide;
- N*-methyl-1-(4-{[4-(trifluoromethyl)benzyl]oxy}phenyl)-1*H*-benzimidazole-5-carboxamide;
- N*-(2-morpholin-4ylethyl)-1-(4-{[4-(trifluoromethyl)benzyl]oxy}phenyl)-1*H*-benzimidazole-5-carboxamide;
- N*-(1-tetrahydro-2*H*-pyran-4-ylmethyl)-1-(4-{[4-(trifluoromethyl)benzyl]oxy}phenyl)-1*H*-benzimidazole-5-carboxamide;
- N*-ethyl-1-[4-({4-[(trifluoromethyl)thio]benzyl}oxy)phenyl]-1*H*-benzimidazole-5-carboxamide;
- 1-[4-({4-[(trifluoromethyl)thio]benzyl}oxy)phenyl]-1*H*-benzimidazole-5-carboxamide;

1-(4-{[4-(difluoromethoxy)benzyl]oxy}phenyl)-1*H*-benzimidazole-5-carboxamide;

N-methyl-1-(4-{[4-(difluoromethoxy)benzyl]oxy}phenyl)-1*H*-benzimidazole-5-carboxamide;

N-(2-morpholin-4-ylethyl)-1-(4-{[4-(difluoromethoxy)benzyl]oxy}phenyl)-1*H*-benzimidazole-5-carboxamide;

N-(2-pyrrolidin-1-ylethyl)-1-(4-{[4-(difluoromethoxy)benzyl]oxy}phenyl)-1*H*-benzimidazole-5-carboxamide;

N-(2-methoxyethyl)-1-(4-{[4-(difluoromethoxy)benzyl]oxy}phenyl)-1*H*-benzimidazole-5-carboxamide;

N-isopropyl-1-(4-{[4-(trifluoromethyl)benzyl]oxy}phenyl)-1*H*-benzimidazole-5-carboxamide;

N-(2-pyrrolidin-1-ylethyl)-1-(4-{[4-(trifluoromethyl)benzyl]oxy}phenyl)-1*H*-benzimidazole-5-carboxamide;

N-(2-hydroxyethyl)-1-(4-{[4-(trifluoromethyl)benzyl]oxy}phenyl)-1*H*-benzimidazole-5-carboxamide;

N-isopropyl-1-(4-{[4-(difluoromethoxy)benzyl]oxy}phenyl)-1*H*-benzimidazole-5-carboxamide;

N-(1-tetrahydro-2*H*-pyran-4-ylmethyl)-1-(4-{[4-(difluoromethoxy)benzyl]oxy}phenyl)-1*H*-benzimidazole-5-carboxamide;

N-(2-pyrrolidin-1-ylethyl)-1-(4-{[4-(trifluoromethoxy)benzyl]oxy}phenyl)-1*H*-benzimidazole-5-carboxamide;

1-{4-[2-(pyrazin-2-yloxy)ethoxy]phenyl}-*N*-(pyridin-3-ylmethyl)-1*H*-benzimidazole-5-carboxamide;

1-{4-[2-(pyrimidin-2-yloxy)ethoxy]phenyl}-*N*-(pyridin-3-ylmethyl)-1*H*-benzimidazole-5-carboxamide;

N-methyl-1-{4-[2-(pyridin-2-yloxy)ethoxy]phenyl}-1*H*-benzimidazole-5-carboxamide;

N-ethyl-1-{4-[2-(pyridin-2-yloxy)ethoxy]phenyl}-1*H*-benzimidazole-5-carboxamide;

N-(2-methoxyethyl)-1-{4-[2-(pyridin-2-yloxy)ethoxy]phenyl}-1*H*-benzimidazole-5-carboxamide;

N-(2-morpholin-4-ylethyl)-1-{4-[2-(pyridin-2-yloxy)ethoxy]phenyl}-1*H*-benzimidazole-5-carboxamide;

1-{4-[2-(pyridin-2-yloxy)ethoxy]phenyl}-*N*-(1-tetrahydro-2*H*-pyran-4-ylmethyl)-1*H*-benzimidazole-5-carboxamide;

1-{4-[2-(pyridin-2-yloxy)ethoxy]phenyl}-*N*-tetrahydro-2*H*-pyran-4-yl-1*H*-benzimidazole-5-carboxamide;

N-cyclobutyl-1-{4-[2-(pyridin-2-yloxy)ethoxy]phenyl}-1*H*-benzimidazole-5-carboxamide;

N-(2-hydroxyethyl)-1-{4-[2-(pyridin-2-yloxy)ethoxy]phenyl}-1*H*-benzimidazole-5-carboxamide;

1-{4-[2-(pyridin-2-yloxy)ethoxy]phenyl}-*N*-(2-pyrrolidin-1-ylethyl)-1*H*-benzimidazole-5-carboxamide;

tert-butyl-4-[(1-{4-[2-(pyridin-2-yloxy)ethoxy]phenyl}-1*H*-benzimidazol-5-yl)carbonyl]amino}ethyl)piperazine-1-carboxylate;

N-isopropyl-1-{4-[2-(pyridin-2-yloxy)ethoxy]phenyl}-1*H*-benzimidazole-5-carboxamide;

1-{4-[2-(pyridin-2-yloxy)ethoxy]phenyl}-1*H*-benzimidazole-5-carboxamide;

1-{4-[1-methyl-2-(pyridin-2-yloxy)ethoxy]phenyl}-*N*-(2-morpholin-4-ylethyl)-1*H*-benzimidazole-5-carboxamide;

N-(2-morpholin-4-ylethyl)-1-{4-[2-(pyridin-2-yloxy)propoxy]phenyl}-1*H*-benzimidazole-5-carboxamide;

N-(2-morpholin-4-ylethyl)-1-{4-[1-methyl-2-(pyridin-2-yloxy)propoxy]phenyl}-1*H*-benzimidazole-5-carboxamide;

1-{4-[1-methyl-2-(pyridin-2-yloxy)ethoxy]phenyl}-1*H*-benzimidazole-5-carboxamide;

1-{4-[2-(pyridin-2-yloxy)propoxy]phenyl}-1*H*-benzimidazole-5-carboxamide;

N-isopropyl-1-{4-[1-methyl-2-(pyridin-2-yloxy)ethoxy]phenyl}-1*H*-benzimidazole-5-carboxamide;

N-isopropyl-1-{4-[2-(pyridin-2-yloxy)propoxy]phenyl}-1*H*-benzimidazole-5-carboxamide;

N-(2-hydroxyethyl)-1-{4-[1-methyl-2-(pyridin-2-yloxy)ethoxy]phenyl}-1*H*-benzimidazole-5-carboxamide;

N-(2-hydroxyethyl)-1-{4-[2-(pyridin-2-yloxy)propoxy]phenyl}-1*H*-benzimidazole-5-carboxamide;

1-{4-[1-methyl-2-(pyridin-2-yloxy)ethoxy]phenyl}-*N*-(2-pyrrolidin-1-ylethyl)-1*H*-benzimidazole-5-carboxamide;

- 1-{4-[2-(pyridin-2-yloxy)propoxy]phenyl}-*N*-(2-Pyrrolidin-1-ylethyl)-1*H*-benzimidazole-5-carboxamide;
- 1-{4-[1-methyl-2-(pyridin-2-yloxy)ethoxy]phenyl}-*N*-(1-tetrahydro-2*H*-pyran-4-ylmethyl)-1*H*-benzimidazole-5-carboxamide;
- 1-{4-[2-(pyridin-2-yloxy)propoxy]phenyl}-*N*-(1-tetrahydro-2*H*-pyran-4-ylmethyl)-1*H*-benzimidazole-5-carboxamide;
- 1-{4-[1-methyl-2-(pyridin-2-yloxy)ethoxy]phenyl}-*N*-[3-(methylthio)propyl]-1*H*-benzimidazole-5-carboxamide;
- N*-[3-(methylthio)propyl]-1-{4-[2-(pyridin-2-yloxy)propoxy]phenyl}-1*H*-benzimidazole-5-carboxamide;
- 1-{4-[1-methyl-2-(pyridin-2-yloxy)propoxy]phenyl}-1*H*-benzimidazole-5-carboxamide;
- N*-isopropyl-1-{4-[1-methyl-2-(pyridin-2-yloxy)propoxy]phenyl}-1*H*-benzimidazole-5-carboxamide;
- N*-(2-hydroxyethyl)-1-{4-[1-methyl-2-(pyridin-2-yloxy)propoxy]phenyl}-1*H*-benzimidazole-5-carboxamide;
- 1-{4-[1-methyl-2-(pyridin-2-yloxy)propoxy]phenyl}-*N*-(2-pyrrolidin-1-ylethyl)-1*H*-benzimidazole-5-carboxamide;
- 1-{4-[1-methyl-2-(pyridin-2-yloxy)propoxy]phenyl}-*N*-(1-tetrahydro-2*H*-pyran-4-ylmethyl)-1*H*-benzimidazole-5-carboxamide;
- 1-{4-[1-methyl-2-(pyridin-2-yloxy)propoxy]phenyl}-*N*-[3-(methylthio)propyl]-1*H*-benzimidazole-5-carboxamide;
- N*-methyl-1-{4-[1-methyl-2-(pyridin-2-yloxy)ethoxy]phenyl}-1*H*-benzimidazole-5-carboxamide;
- N*-methyl-1-{4-[2-(pyridin-2-yloxy)propoxy]phenyl}-1*H*-benzimidazole-5-carboxamide;
- N*-methyl-1-{4-[1-Methyl-2-(pyridin-2-yloxy)propoxy]phenyl}-1*H*-benzimidazole-5-carboxamide;
- 1-(4-{[3-(2-pyridyloxymethyl)cyclobutyl]oxy}phenyl)-*N*-pyridin-3-ylmethyl-1*H*-benzimidazole-5-carboxamide;
- 1-{4-[(3-phenoxypropyl)amino]phenyl}-*N*-pyridin-3-ylmethyl-1*H*-benzimidazole-5-carboxamide;
- 1-{4-[4-(4-fluorophenyl)piperidin-1-yl]phenyl}-*N*-pyridin-3-ylmethyl-1*H*-benzimidazole-5-carboxamide;

1-{4-[4-(4-fluorophenyl)piperazin-1-yl]phenyl}-*N*-pyridin-3-ylmethyl-1*H*-benzimidazole-5-carboxamide;

1-{3-[4-(4-fluorophenyl)piperidin-1-yl]phenyl}-*N*-pyridin-3-ylmethyl-1*H*-benzimidazole-5-carboxamide;

N-pyridin-3-ylmethyl-1-{3-[(2-thien-3-ylethyl)amino]phenyl}-1*H*-benzimidazole-5-carboxamide;

1-[3-(cyclohexylmethylamino)phenyl]-*N*-pyridin-3-ylmethyl-1*H*-benzimidazole-5-carboxamide;

1-{4-[(2-phenoxyethyl)amino]phenyl}-*N*-pyridin-3-ylmethyl-1*H*-benzimidazole-5-carboxamide;

1-(3-{[1-(4-chlorophenyl)ethyl]amino}phenyl)-*N*-pyridin-3-ylmethyl-1*H*-benzimidazole-5-carboxamide;

1-(3-{[3-(1*H*-imidazol-1-yl)propyl]amino}phenyl)-*N*-pyridin-3-ylmethyl-1*H*-benzimidazole-5-carboxamide;

N-pyridin-3-ylmethyl-1-[3-(4-pyrimidin-2-ylpiperazin-1-yl)phenyl]-1*H*-benzimidazole-5-carboxamide;

1-(3-[1,4']bipiperidiny-1'-yl-phenyl)-*N*-pyridin-3-ylmethyl-1*H*-benzimidazole-5-carboxamide;

1-{3-[benzyl(methyl)amino]phenyl}-*N*-pyridin-3-ylmethyl-1*H*-benzimidazole-5-carboxamide;

N-isopropyl-1-(4-{[4-(trifluoromethoxy)benzyl]amino}phenyl)-1*H*-benzimidazole-5-carboxamide;

N-methyl-1-(4-{[4-(trifluoromethoxy)benzyl]amino}phenyl)-1*H*-benzimidazole-5-carboxamide;

N-(2-morpholin-4-ylethyl)-1-(4-{[4-(trifluoromethoxy)benzyl]amino}phenyl)-1*H*-benzimidazole-5-carboxamide;

N-tetrahydro-2*H*-pyran-4-yl-1-(4-{[4-(trifluoromethoxy)benzyl]amino}phenyl)-1*H*-benzimidazole-5-carboxamide;

N-pyridin-3-ylmethyl-1-(3-{[4-(trifluoromethoxy)benzyl]amino}phenyl)-1*H*-benzimidazole-5-carboxamide;

1-{3-[(4-trifluoromethylphenyl)amino]phenyl}-*N*-pyridin-3-ylmethyl-1*H*-benzimidazole-5-carboxamide;

1-(3-{[(4-methylphenyl)sulfonyl]amino}phenyl)-*N*-pyridin-3-ylmethyl-1*H*-benzimidazole-5-carboxamide;

1-(3-{{[(4-chlorophenyl)sulfonyl]amino}phenyl)-*N*-pyridin-3-ylmethyl-1*H*-benzimidazole-5-carboxamide;

N-pyridin-3-ylmethyl-1-{3-[(thien-2-ylsulfonyl)amino]phenyl}-1*H*-benzimidazole-5-carboxamide;

N-pyridin-3-ylmethyl-1-[3-({[4-(trifluoromethoxy)phenyl]sulfonyl}amino)phenyl]-1*H*-benzimidazole-5-carboxamide;

1-(3-{{(2,4-difluorophenyl)sulfonyl]amino}phenyl)-*N*-pyridin-3-ylmethyl-1*H*-benzimidazole-5-carboxamide;

1-(3-{{(3,4-dichlorophenyl)sulfonyl]amino}phenyl)-*N*-pyridin-3-ylmethyl-1*H*-benzimidazole-5-carboxamide;

or a pharmaceutically acceptable salt, or *N*-oxide, thereof.

19. A method of treatment of hyperproliferative disorder comprising a step of administering an effective amount of the compound according to claim 1.

20. The method of claim 19, further comprising the step of administering an anti-neoplastic, anti-tumor, anti-angiogenic, or chemotherapeutic agent.

21. The method of claim 19 wherein the hyperproliferative disorder is breast cancer, head cancer, or neck cancer.

22. The method of claim 19 wherein the hyperproliferative disorder is gastrointestinal cancer.

23. The method of claim 19 wherein the hyperproliferative disorder is leukemia.

24. The method of claim 19 wherein the hyperproliferative disorder is ovarian, bronchial, lung, or pancreatic cancer.

25. The method of claim 19 wherein the hyperproliferative disorder is small cell lung or colon cancer.

26. The method of claim 19 wherein the hyperproliferative disorder is sinonasal natural killer/T-cell lymphoma, testicular cancer (seminoma), thyroid carcinoma,

malignant melanoma, ovarian carcinoma, adenoid cystic carcinoma, acute myelogenous leukemia (AML), breast carcinoma, pediatric T-cell acute lymphoblastic leukemia, angiosarcoma, anaplastic large cell lymphoma, endometrial carcinoma, or prostate carcinoma.

INTERNATIONAL SEARCH REPORT

International Application No
PCT/US2004/026482

A. CLASSIFICATION OF SUBJECT MATTER

IPC 7 C07D401/12 C07D405/14 C07D401/14 C07D417/14 C07D409/14
C07D235/06 C07D405/12 C07D403/12 A61K31/4184 A61K31/4439
A61P35/00

According to International Patent Classification (IPC) or to both national classification and IPC

B. FIELDS SEARCHED

Minimum documentation searched (classification system followed by classification symbols)

IPC 7 C07D A61K A61P

Documentation searched other than minimum documentation to the extent that such documents are included in the fields searched

Electronic data base consulted during the international search (name of data base and, where practical, search terms used)

EPO-Internal, WPI Data, BIOSIS, BEILSTEIN Data, CHEM ABS Data

C. DOCUMENTS CONSIDERED TO BE RELEVANT

Category *	Citation of document, with indication, where appropriate, of the relevant passages	Relevant to claim No.
P, X	WO 03/099811 A (WILKS ANDREW FREDRICK ; BU XIANYONG (AU); CYTOPIA PTY LTD (AU); BURNS) 4 December 2003 (2003-12-04) claims 1,13 examples 21,24,27,29,31,31-45,47,60	1-26
P, X	WO 2004/014899 A (DREWRY DAVID HAROLD ; HUBBARD ROBERT DALE (US); LINN JAMES ANDREW (US)) 19 February 2004 (2004-02-19) claims 1,24-29 examples 125,155-158	1-26

Further documents are listed in the continuation of box C.

Patent family members are listed in annex.

* Special categories of cited documents :

- *A* document defining the general state of the art which is not considered to be of particular relevance
- *E* earlier document but published on or after the international filing date
- *L* document which may throw doubts on priority claim(s) or which is cited to establish the publication date of another citation or other special reason (as specified)
- *O* document referring to an oral disclosure, use, exhibition or other means
- *P* document published prior to the international filing date but later than the priority date claimed

- *T* later document published after the international filing date or priority date and not in conflict with the application but cited to understand the principle or theory underlying the invention
- *X* document of particular relevance; the claimed invention cannot be considered novel or cannot be considered to involve an inventive step when the document is taken alone
- *Y* document of particular relevance; the claimed invention cannot be considered to involve an inventive step when the document is combined with one or more other such documents, such combination being obvious to a person skilled in the art.
- *Z* document member of the same patent family

Date of the actual completion of the international search

17 December 2004

Date of mailing of the international search report

28/12/2004

Name and mailing address of the ISA

European Patent Office, P.B. 5818 Patentlaan 2
NL - 2280 HV Rijswijk
Tel. (+31-70) 340-2040, Tx. 31 651 epo nl,
Fax: (+31-70) 340-3016

Authorized officer

Kollmannsberger, M

INTERNATIONAL SEARCH REPORT

International Application No
PCT/US2004/026482

C.(Continuation) DOCUMENTS CONSIDERED TO BE RELEVANT		
Category *	Citation of document, with indication, where appropriate, of the relevant passages	Relevant to claim No.
P,X	VAN CRAYNEST N ET AL: "Efficient synthesis of extended guanine analogues designed for recognition of an A.T inverted base pair in triple helix based-strategy" TETRAHEDRON LETTERS, ELSEVIER SCIENCE PUBLISHERS, AMSTERDAM, NL, vol. 45, no. 33, 9 August 2004 (2004-08-09), pages 6243-6247, XP004556511 ISSN: 0040-4039 compound 9	1
X	US 6 329 380 B1 (PARSONS WILLIAM H ET AL) 11 December 2001 (2001-12-11) column 4, line 15 - line 20 examples 40,41,48,53,56 claim 1	1-26
X	US 6 316 444 B1 (HUNT JULIANNE A ET AL) 13 November 2001 (2001-11-13) claims 1,4-15,18	1-26
X	US 6 498 165 B1 (ARMSTRONG HELEN M ET AL) 24 December 2002 (2002-12-24) claims 1,4-11,26 examples 80-103,106-108,111,112,118,119,26-233,242-254,263 examples 282,378-384,392,401,492-497	1-26
X	WO 01/40217 A (LUZZIO MICHAEL JOSEPH ; LYSSIKATOS JOSEPH PETER (US); PFIZER PROD INC) 7 June 2001 (2001-06-07) claims 1,16 examples 141-143	1-26
X	EP 0 563 001 A (NEUROSEARCH AS) 29 September 1993 (1993-09-29) claims examples 29a,63a	1,10
X	US 6 218 547 B1 (TEUBER LENE ET AL) 17 April 2001 (2001-04-17) claims table 4	1,10
A	US 5 990 146 A (DOHERTY ANNETTE MARIAN ET AL) 23 November 1999 (1999-11-23) cited in the application claims examples 18,23	1-26
	----- -/--	

INTERNATIONAL SEARCH REPORT

International Application No
PCT/US2004/026482

C.(Continuation) DOCUMENTS CONSIDERED TO BE RELEVANT		
Category °	Citation of document, with indication, where appropriate, of the relevant passages	Relevant to claim No.
A	WO 02/50057 A (TEUBER LENE ; WAETJEN FRANK (DK); NEUROSEARCH AS (DK)) 27 June 2002 (2002-06-27) claims -----	1

INTERNATIONAL SEARCH REPORT

International application No.
PCT/US2004/026482

Box II Observations where certain claims were found unsearchable (Continuation of item 2 of first sheet)

This International Search Report has not been established in respect of certain claims under Article 17(2)(a) for the following reasons:

1. Claims Nos.:
because they relate to subject matter not required to be searched by this Authority, namely:

Although claims 19-26 are directed to a method of treatment of the human/animal body, the search has been carried out and based on the alleged effects of the compound/composition.
2. Claims Nos.:
because they relate to parts of the International Application that do not comply with the prescribed requirements to such an extent that no meaningful International Search can be carried out, specifically:
3. Claims Nos.:
because they are dependent claims and are not drafted in accordance with the second and third sentences of Rule 6.4(a).

Box III Observations where unity of invention is lacking (Continuation of item 3 of first sheet)

This International Searching Authority found multiple inventions in this international application, as follows:

1. As all required additional search fees were timely paid by the applicant, this International Search Report covers all searchable claims.
2. As all searchable claims could be searched without effort justifying an additional fee, this Authority did not invite payment of any additional fee.
3. As only some of the required additional search fees were timely paid by the applicant, this International Search Report covers only those claims for which fees were paid, specifically claims Nos.:
4. No required additional search fees were timely paid by the applicant. Consequently, this International Search Report is restricted to the invention first mentioned in the claims; it is covered by claims Nos.:

Remark on Protest

- The additional search fees were accompanied by the applicant's protest.
- No protest accompanied the payment of additional search fees.

INTERNATIONAL SEARCH REPORT

 International Application No
 PCT/US2004/026482

Patent document cited in search report		Publication date	Patent family member(s)	Publication date
WO 03099811	A	04-12-2003	WO 03099811 A1 GB 2398781 A	04-12-2003 01-09-2004
WO 2004014899	A	19-02-2004	WO 2004014899 A1	19-02-2004
US 6329380	B1	11-12-2001	AU 6605200 A CA 2376957 A1 EP 1206260 A1 JP 2003503351 T WO 0100207 A1	31-01-2001 04-01-2001 22-05-2002 28-01-2003 04-01-2001
US 6316444	B1	13-11-2001	AU 5889100 A CA 2376951 A1 EP 1194152 A1 JP 2003503354 T WO 0100214 A1	31-01-2001 04-01-2001 10-04-2002 28-01-2003 04-01-2001
US 6498165	B1	24-12-2002	AT 253915 T AU 5636900 A CA 2383546 A1 DE 60006541 D1 EP 1206265 A1 JP 2003523942 T WO 0100213 A1	15-11-2003 31-01-2001 04-01-2001 18-12-2003 22-05-2002 12-08-2003 04-01-2001
WO 0140217	A	07-06-2001	AU 1048001 A BG 106812 A BR 0015911 A CA 2392973 A1 CN 1402721 T CZ 20021759 A3 EE 200200276 A EP 1235825 A1 HU 0203725 A2 WO 0140217 A1 JP 2003515603 T MX PA02005343 A NO 20022556 A NZ 518280 A PL 355917 A1 SK 7172002 A3 TR 200201430 T2 ZA 200204244 A	12-06-2001 31-01-2003 06-08-2002 07-06-2001 12-03-2003 18-06-2003 16-06-2003 04-09-2002 28-02-2003 07-06-2001 07-05-2003 11-12-2002 29-07-2002 28-05-2004 31-05-2004 07-07-2004 21-01-2003 28-05-2003
EP 0563001	A	29-09-1993	AT 134621 T AU 3540693 A CA 2092211 A1 DE 69301618 D1 DE 69301618 T2 DK 563001 T3 EP 0563001 A1 ES 2085133 T3 FI 931305 A GR 3019204 T3 JP 6049037 A NO 931080 A NZ 247233 A US 5360809 A	15-03-1996 30-09-1993 27-09-1993 04-04-1996 22-08-1996 05-08-1996 29-09-1993 16-05-1996 27-09-1993 30-06-1996 22-02-1994 27-09-1993 28-03-1995 01-11-1994

INTERNATIONAL SEARCH REPORT

 International Application No
 PCT/US2004/026482

Patent document cited in search report		Publication date	Patent family member(s)	Publication date
EP 0563001	A		ZA 9302090 A	15-10-1993
US 6218547	B1	17-04-2001	AU 726447 B2	09-11-2000
			AU 4616197 A	15-05-1998
			CA 2267114 A1	30-04-1998
			CN 1234025 A , B	03-11-1999
			CZ 9901272 A3	15-09-1999
			WO 9817651 A1	30-04-1998
			EP 0934281 A1	11-08-1999
			JP 2001502675 T	27-02-2001
			NZ 334868 A	23-02-2001
			RU 2194699 C2	20-12-2002
			SK 42499 A3	16-05-2000
			US 2003166638 A1	04-09-2003
			US 6503925 B1	07-01-2003
US 5990146	A	23-11-1999	US 6218388 B1	17-04-2001
WO 0250057	A	27-06-2002	AU 2156602 A	01-07-2002
			WO 0250057 A1	27-06-2002