

[54] STAND FOR HAIR DRYER AND CURLING IRON

D. 106,753 11/1937 Aimes D19/84
D. 141,633 6/1945 Eubank D35/3 R

[76] Inventors: James Irwin Hoyle, 2360 Trenton Drive, San Bruno, Calif. 94066; Andre Bob Balic, 40 Chadwick Court, Millbrae, Calif. 94030

FOREIGN PATENT DOCUMENTS

16,867 12/1955 Germany 248/146

[**] Term: 14 Years

Primary Examiner—Melvin B. Feifer
Assistant Examiner—Louis S. Zarfes
Attorney, Agent, or Firm—Robert W. Dilts

[21] Appl. No.: 604,917

[57] CLAIM

[22] Filed: Aug. 15, 1975

The ornamental design for a stand for a hair dryer and curling iron, as shown and described.

[51] Int. Cl. D28-03

[52] U.S. Cl. D28/38

[58] Field of Search D86/10 A, 10 C, 10 E, D86/10 F; 219/242; 34/96-101; D83/1 B; D19/81, 84-85, 93; D35/3 R; 211/60 A, 60 M, 60 T, 69.1, 72, 73


DESCRIPTION


FIG. 1 is a perspective view of a stand for hair dryer and curling iron showing our new design; FIG. 2 is a top plan view thereof; FIG. 3 is a left side elevational view thereof; FIG. 4 is a front elevational view thereof; FIG. 5 is a rear elevational view thereof. The right side elevational view is a mirror image of FIG. 3 and the bottom plan view is plain.

[56] References Cited

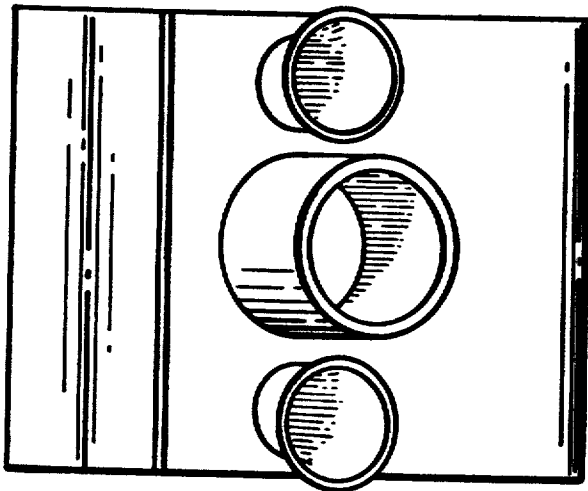
U.S. PATENT DOCUMENTS

1,518,207 12/1924 McCauley D35/3 R
3,847,277 11/1974 Doner 211/73 X






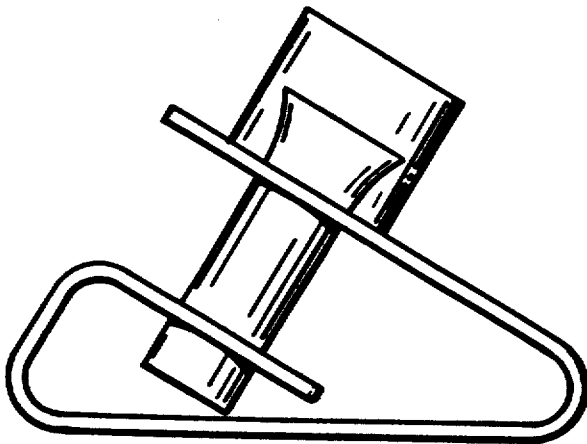
FIG_1




FIG_2



FIG_5



FIG_3



FIG_4