



US00D533652S

(12) **United States Design Patent** (10) **Patent No.:** **US D533,652 S**  
**Kashimura** (45) **Date of Patent:** **\*\* Dec. 12, 2006**

(54) **RANGE HOOD**

(75) Inventor: **Keiichi Kashimura**, Kanagawa-ken (JP)

(73) Assignee: **Fuji Industrial Co., Ltd.**, Sagami-hara (JP)

(\*\*) Term: **14 Years**

(21) Appl. No.: **29/226,618**

(22) Filed: **Mar. 31, 2005**

(51) **LOC (8) Cl.** ..... **23-04**

(52) **U.S. Cl.** ..... **D23/372**

(58) **Field of Classification Search** ..... D23/372, D23/371; 126/299 R, 299 D  
See application file for complete search history.

(56) **References Cited**

U.S. PATENT DOCUMENTS

D100,729 S	8/1936	Graff	
2,548,607 A	4/1951	Jenn	
3,011,422 A	12/1961	Scallon	
D196,287 S	9/1963	Brannan	
3,564,989 A	2/1971	Bernard	
3,690,245 A	9/1972	Ferlise et al.	
D247,252 S	2/1978	Rosenberg	
D264,792 S	6/1982	Conti	
4,506,655 A	3/1985	Kuechler	
D280,339 S	8/1985	Harwell	
4,541,409 A *	9/1985	Karst et al.	126/299 D
D281,451 S	11/1985	Shames et al.	

(Continued)

FOREIGN PATENT DOCUMENTS

JP	1131000	1/2002
JP	1131001	1/2002
JP	1131246	1/2002
JP	1131427	1/2002

OTHER PUBLICATIONS

U.S. Appl. No. 29/201,316 to Kudo, which was filed Mar. 15, 2004.

U.S. Appl. No. 29/229,308 to Kashimura, which was filed May 6, 2005.

U.S. Appl. No. 29/226,617 to Kashimura, which was filed Mar. 31, 2005.

U.S. Appl. No. 29/224,452 to Kashimura, which was filed Mar. 3, 2005.

U.S. Appl. No. 29/224,476 to Kashimura, which was filed Mar. 3, 2005.

English language translation of Japanese Design Registration No. 1131000.

English language translation of Japanese Design Registration No. 1131001.

English language translation of Japanese Design Registration No. 1131246.

English language translation of Japanese Design Registration No. 1131427.

VentAHood: Complete Ventilation Systems brochure, copyright 1994.

*Primary Examiner*—Lisa Lichtenstein

(74) *Attorney, Agent, or Firm*—Greenblum & Bernstein, P.L.C.

(57) **CLAIM**

I claim the ornamental design for a range hood, as shown and described.

**DESCRIPTION**

FIG. 1 is a top plan view of a range hood, showing my new design;

FIG. 2 is a bottom plan view thereof;

FIG. 3 is a front elevational view thereof;

FIG. 4 is a rear elevational view thereof;

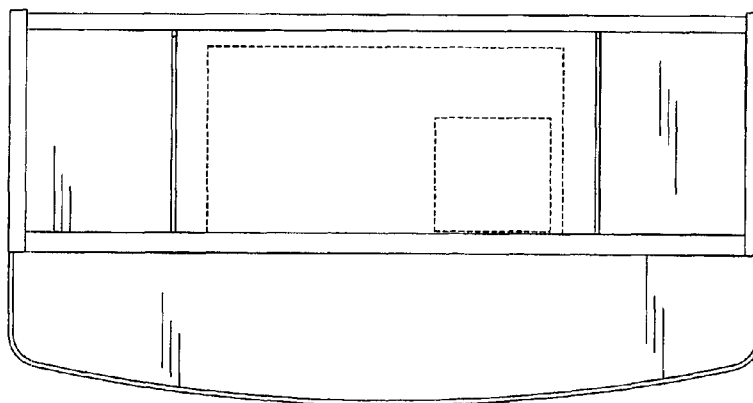
FIG. 5 is a left side elevational view thereof, the right side being a mirror image of the right side;

FIG. 6 is a front perspective view of the range hood of my design; and,

FIG. 7 is rear perspective view of the range hood of my design.

The broken line showing of environmental structure is for illustrative purposes only and forms no part of the claimed design.

**1 Claim, 7 Drawing Sheets**



# US D533,652 S

Page 2

---

## U.S. PATENT DOCUMENTS

D283,837 S	5/1986	Oster	D443,351 S	6/2001	Strand et al.
D286,563 S	11/1986	Kupferberg	D450,829 S	11/2001	Bothe et al.
D296,466 S	6/1988	Gratton	D452,557 S	12/2001	Tamura
D315,204 S	3/1991	Fleming et al.	D452,558 S	12/2001	Tamura
D318,111 S	7/1991	Galassi	D452,907 S	1/2002	Tamura
5,027,790 A	7/1991	Chern	6,354,287 B1	3/2002	Kudoh
5,069,197 A	12/1991	Wisting	6,368,062 B1	4/2002	Yagami et al.
D325,966 S	5/1992	Wei	D460,547 S	7/2002	Li
D327,540 S	6/1992	Vogelzang	D465,021 S	10/2002	Liou
D329,090 S	9/1992	Vogelzang	D471,268 S	3/2003	Segers
5,320,088 A	6/1994	Nester	D473,297 S	4/2003	Bothe et al.
5,363,837 A	11/1994	Jang	D475,131 S	5/2003	Pilger
D375,351 S	11/1996	Conforti	D482,769 S	11/2003	Bothe et al.
D379,501 S	5/1997	Airoso et al.	D483,846 S	12/2003	Kudo
D380,044 S	6/1997	Tobias	D484,231 S	12/2003	Kudo
D380,823 S	7/1997	LaZar	D487,505 S	3/2004	Grobleben
5,711,091 A	1/1998	Bos	D490,887 S	6/2004	Segers
D390,648 S	2/1998	Woodall, III	D493,880 S	8/2004	Achen
D439,649 S	3/2001	Wyler et al.	6,945,244 B1 *	9/2005	Yamada ..... 126/299 D
6,216,686 B1	4/2001	Chiu			

\* cited by examiner

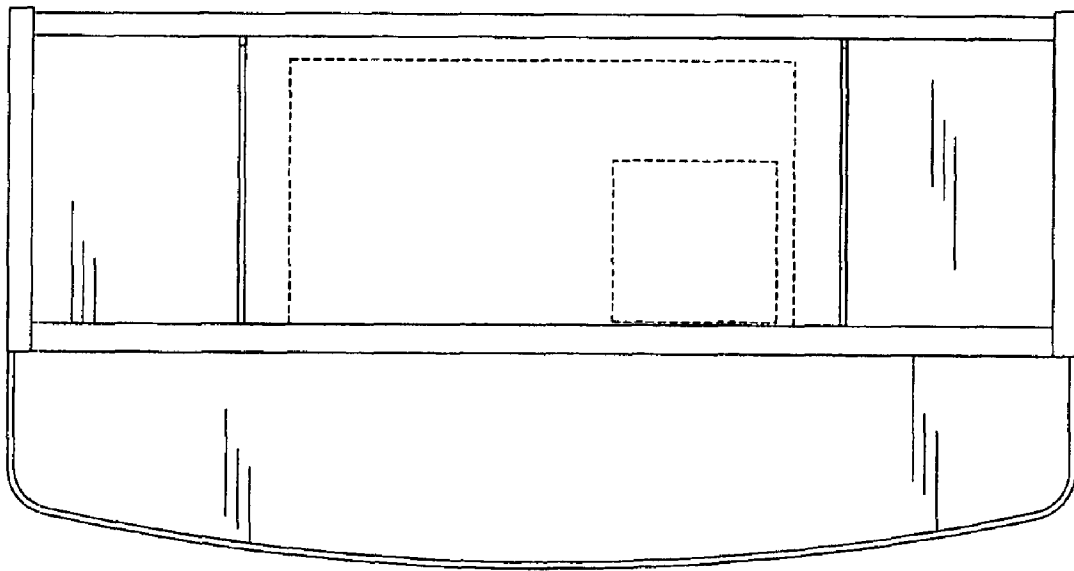


FIG. 1

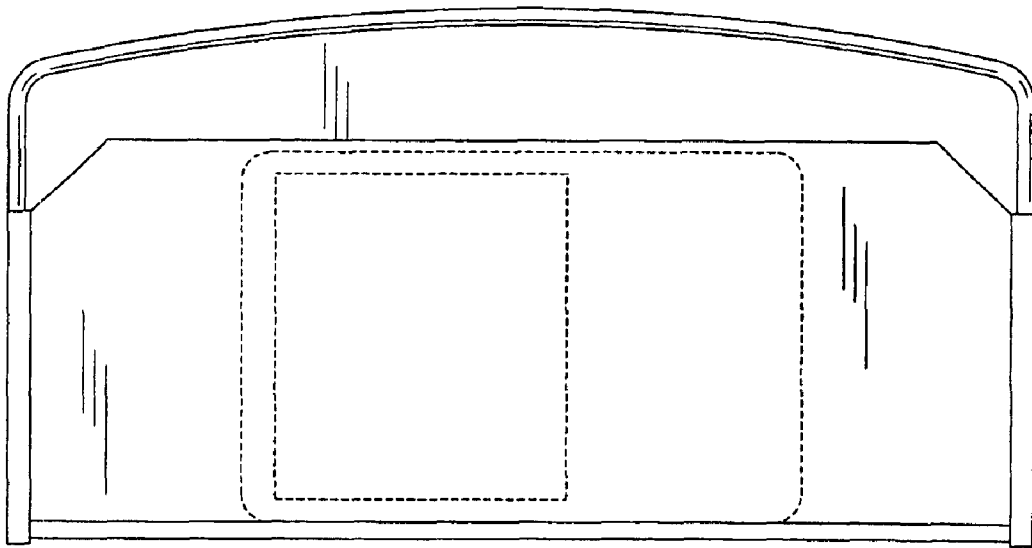


FIG. 2

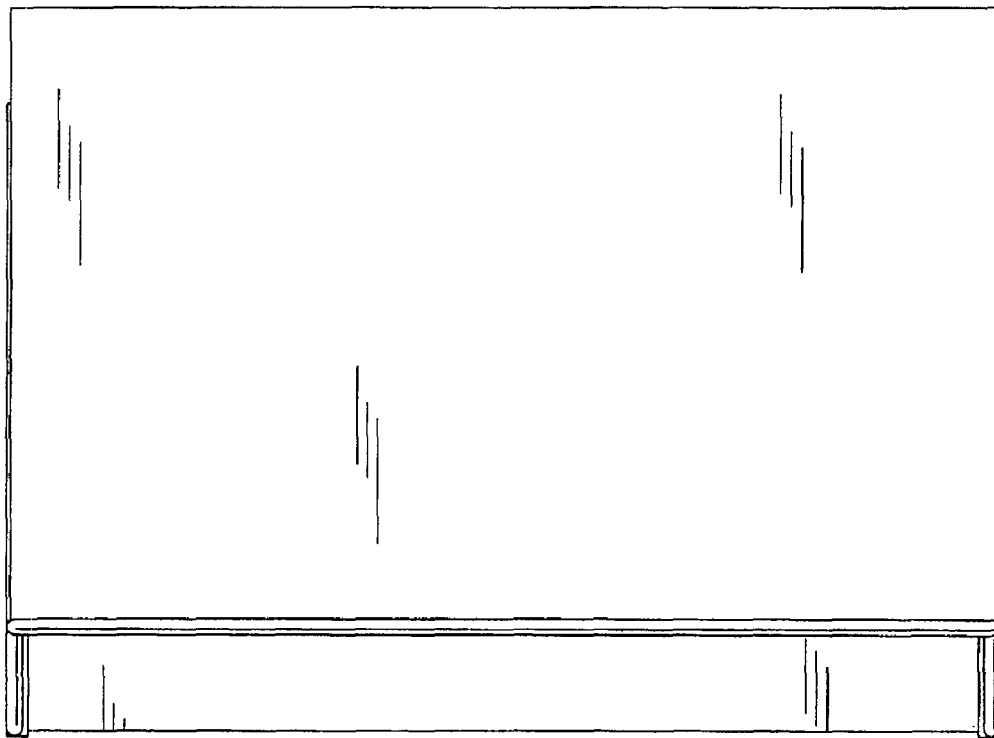


FIG. 3

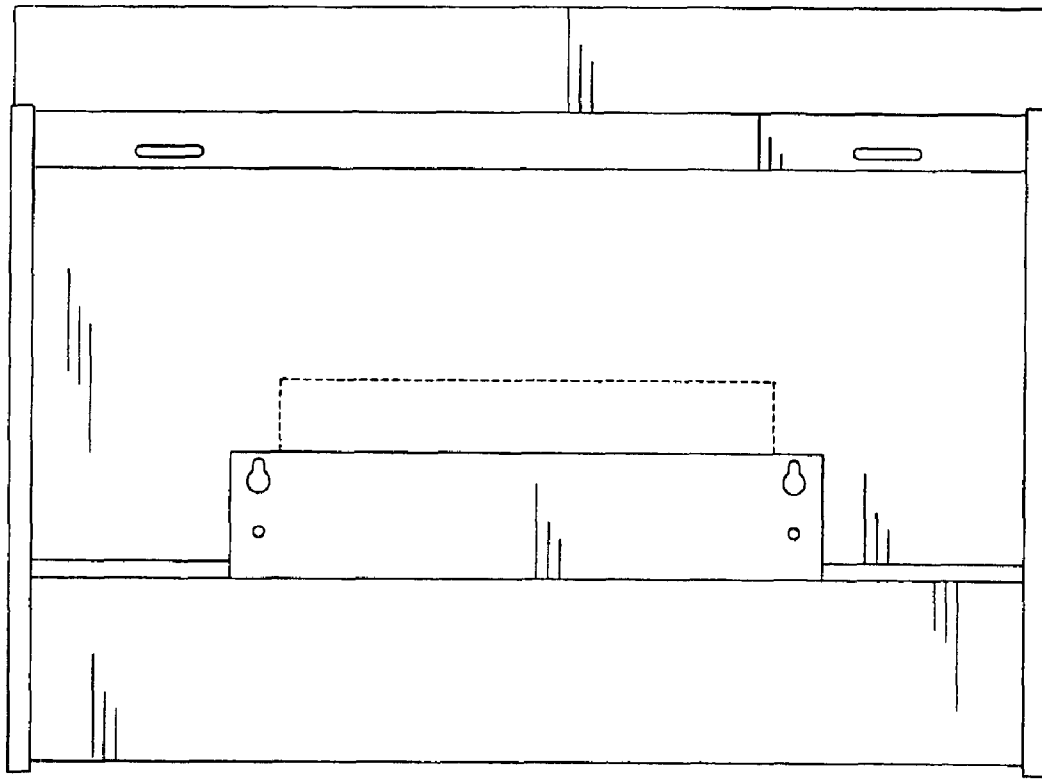

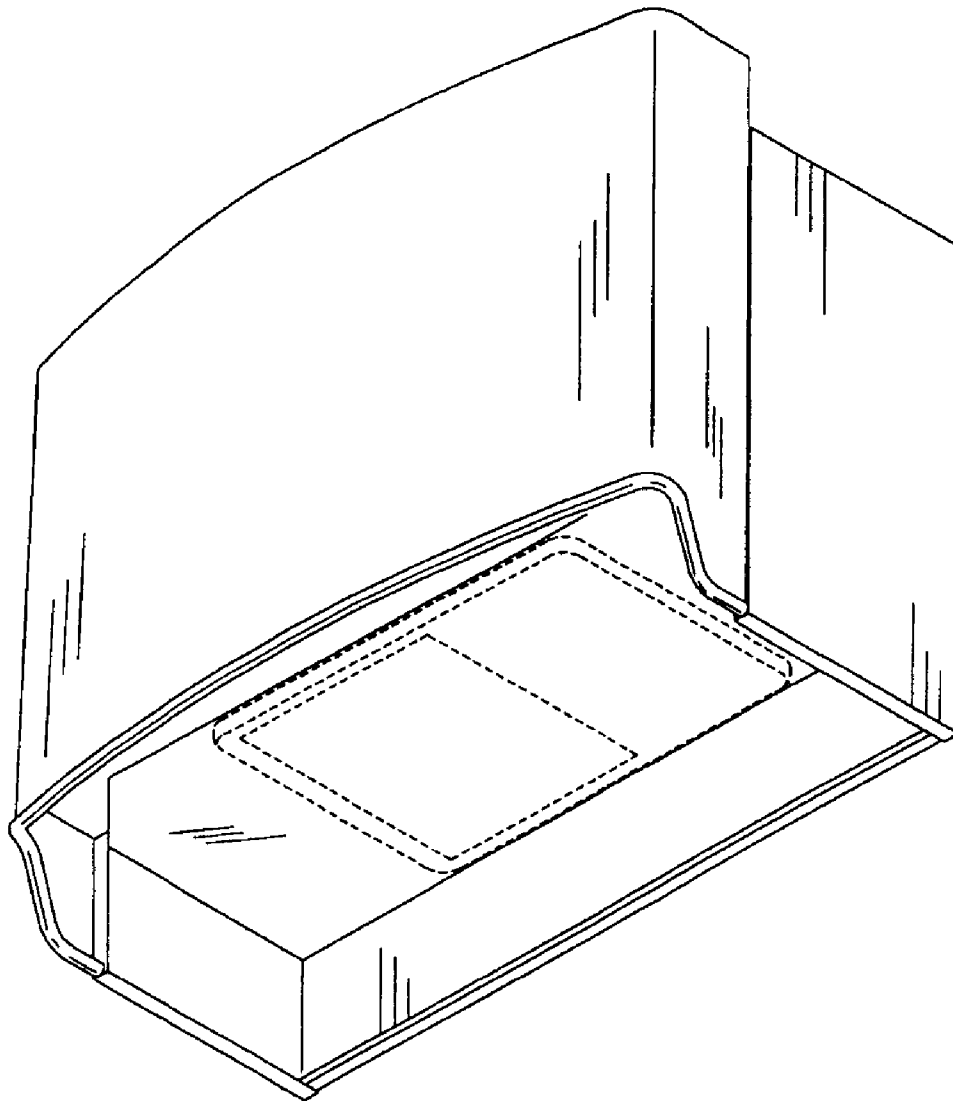


FIG. 4



F I G. 5



F I G. 6

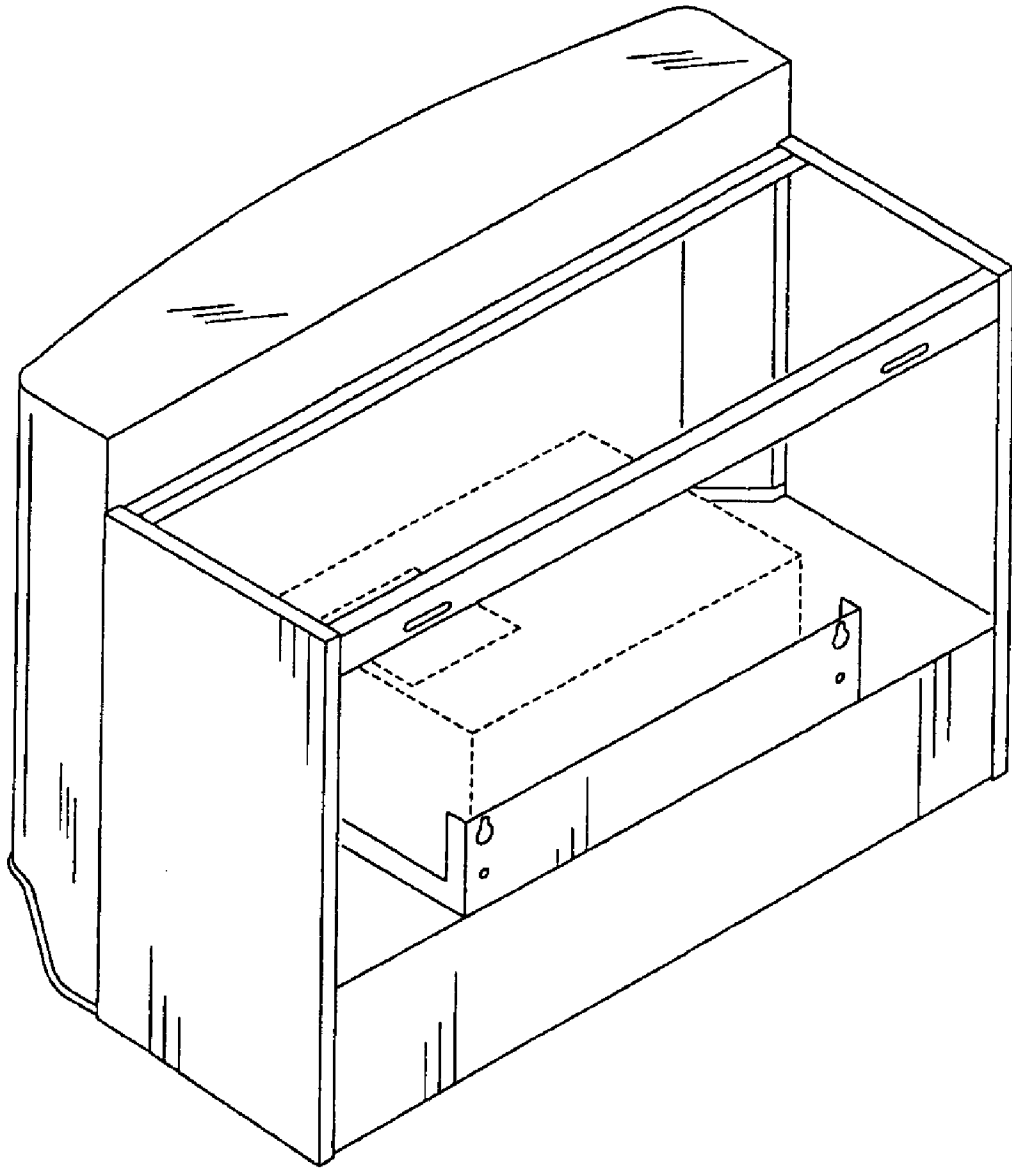


FIG. 7