

(No Model.)

G. W. KORN.

POCKET KNIFE.

No. 273,858.

Patented Mar. 13, 1883.

Fig. 1.

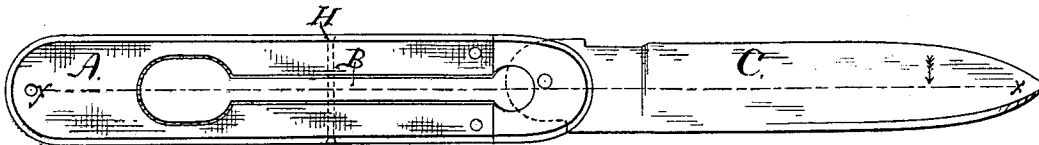


Fig. 2.

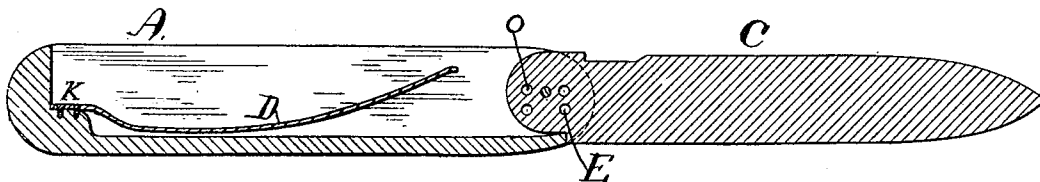


Fig. 3.

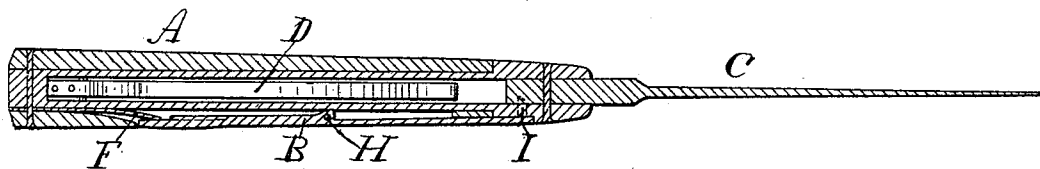
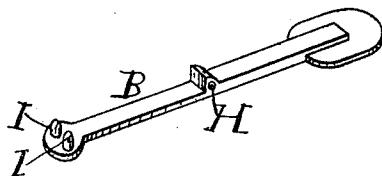


Fig. 4.



Witnesses.

Henry Frankfurter
J. B. Magarrell

Inventor.
George W Korn

per. *Jas A Bowles*
Attorney.

UNITED STATES PATENT OFFICE.

GEORGE W. KORN, OF NEW YORK, N. Y.

POCKET-KNIFE.

SPECIFICATION forming part of Letters Patent No. 273,858, dated March 13, 1883.

Application filed October 2, 1882. (No model.)

To all whom it may concern:

Be it known that I, GEORGE W. KORN, a citizen of the United States, residing at the city of New York, in the State of New York, have invented certain Improvements in Lock-Knives and Fly-Openers, of which the following is the specification.

The object of this invention is to produce a lock-knife and fly-opener that is simple in construction, safe, and effective in operation.

Figure 1 is a side view of the knife open. Fig. 2 is a longitudinal sectional view, showing the form and position of the fly-opening spring. Fig. 3 is a longitudinal view through line *xx* of Fig. 1, looking from the top, as indicated by the arrow in Fig. 1. Fig. 4 is a perspective view of the lock-lever.

Similar letters of reference refer to similar parts in the different drawings or figures.

A is the handle, having blade C attached thereto by means of the ordinary rivet.

B is the lock-lever, set in the side of the handle, as shown in Fig. 3. This lock-lever works upon the pivot H, which consists of a pin passing down through the side of the handle, as shown at H in Fig. 1.

F, Fig. 3, is a spring located at the rear end of lock-lever B, and on the under side thereof, and made to act outwardly.

D is the fly-opening spring, located in the knife-socket in the handle and fastened to the handle at K.

I I are two pins in the front end of lock-lever B, and are made to enter the holes E in the heel of the blade.

In using this knife, the blade being closed, the spring D is compressed and the blade is prevented from flying open by the pins I I of lock-lever entering holes E in the blade, and the spring F, acting outwardly on the under side of rear end of lock-lever B, causes the front end of the lever to press snugly against the side of blade C, and the pins I I to remain in holes E. To open the blade, the rear end of the lock-lever is pressed downward, which lifts the pins I I from the holes E when the fly-opening spring D throws the blade C open and the pins I I are forced into the holes O in the blade, which rigidly holds the blade in an open position.

This form of construction of a knife of this character is very simple and comparatively inexpensive, costing only the same as an ordinary pocket-knife.

I am aware that springs have been used to throw open the blade of knives, but not arranged and constructed or operating in the manner herein shown.

I claim—

The combination of the handle A, blade C, having holes O and E in butt-end, the lock-lever B, working on pivot-pin H, having pins I I in one end, actuated by the spring F at the other end, and the fly-opening spring D, all constructed and operating substantially as and for the purpose shown.

GEORGE W. KORN.

Witnesses:

PHIL. E. WINTER,
O. SYNNESTOEDT.