

J. DORAN.

ADJUSTABLE CURTAIN BRACKET.

APPLICATION FILED FEB. 10, 1906. RENEWED APR. 20, 1907.

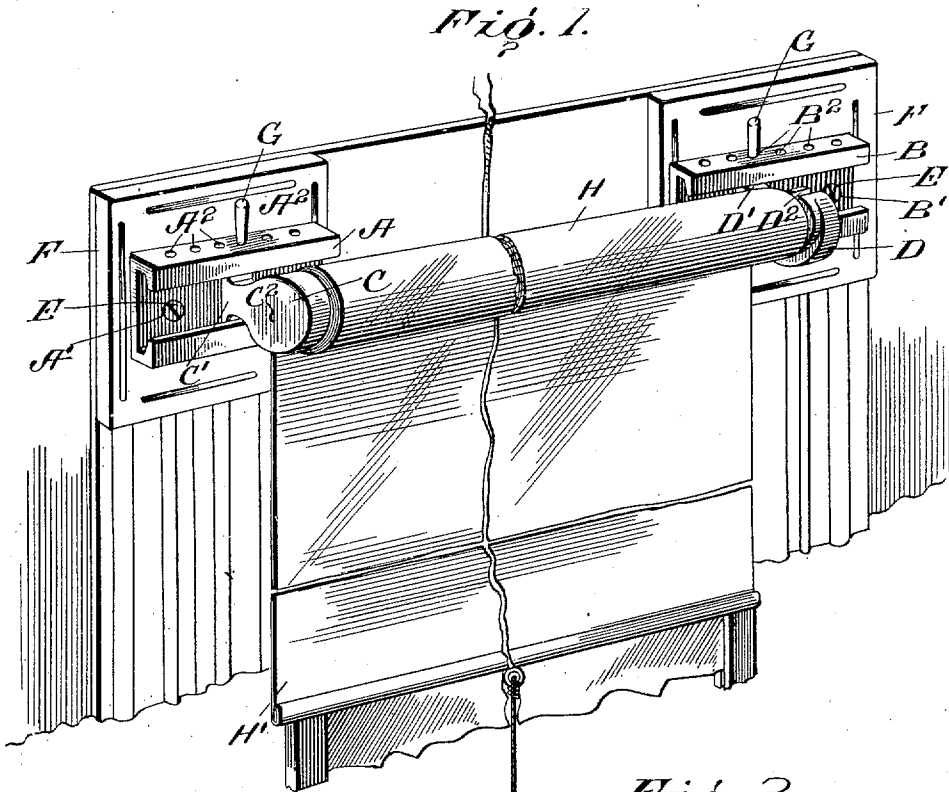


Fig. 1.

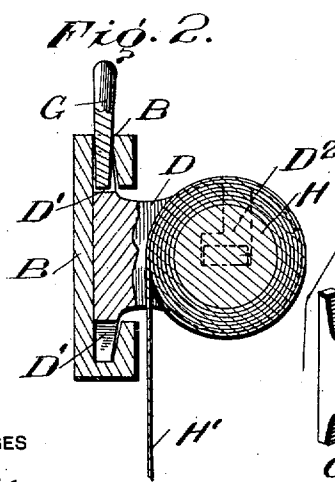


Fig. 2.

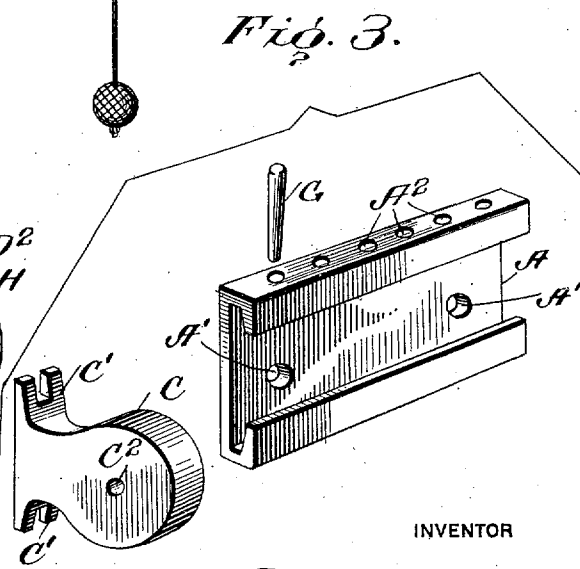


Fig. 3.

WITNESSES
W. W. Williams
Rea O. Wright

INVENTOR
J. Doran.
O'Meara & Brock
 Attys.

UNITED STATES PATENT OFFICE.

JULIA DORAN, OF OMAHA, NEBRASKA.

ADJUSTABLE CURTAIN-BRACKET.

No. 874,311.

Specification of Letters Patent.

Patented Dec. 17, 1907.

Application filed February 10, 1906, Serial No. 300,507. Renewed April 20, 1907. Serial No. 369,406.

To all whom it may concern:

Be it known that I, JULIA DORAN, a citizen of the United States, residing at Omaha, in the county of Douglas and State of Nebraska, have invented a new and useful Adjustable Shade-Bracket, of which the following is a specification.

My invention relates to shade brackets and has for its object to provide an adjustable bracket which will prevent the frame of the window from being disfigured by having to change the brackets on the frame to fit different sized shades.

Another object of my invention is to provide an adjustable shade bracket which can be easily and quickly attached to the frame and one which can be readily adjusted to fit different size shades.

With these objects in view my invention consists in providing a carrier block which is simple and cheap in construction and one which is provided with simple adjusting means.

With these objects in view, the invention consists of the novel features of construction, combination and arrangement of parts, hereinafter fully described and pointed out in the claims.

In the drawings forming a part of this specification:—Figure 1 is a perspective view of the bracket attached to the window frame showing the curtain in place. Fig. 2 is a transverse section through the bracket. Fig. 3 is a perspective view of the carrier block, bracket and locking pin detached.

Referring to the drawings A, and B indicate duplicate carrier blocks adapted to be secured to the frame of the window, and C and D, the shade brackets mounted therein. The blocks A and B are provided with grooves T-shaped in cross-section and they have spaced openings A' and B', formed in the back of the grooves through which screws E, are adapted to pass and secure the blocks to the frame F. The upper edges of the blocks are provided with spaced openings A² and B², leading into the T-shaped grooves in which the pins G, are adapted to fit. The

brackets C and D are formed with oppositely extending bifurcated arms C' and D', adapted to work in the grooves of the carrier blocks so that they can be moved back and forth in the block so as to be adjusted to fit different width shades and securely locked in the desired position by the pins G, which fit in the bifurcation of the arms of the bracket: The bracket C, is formed with an opening C², and the bracket D, with a vertical slot D², to receive the pintles of the roller H, carrying the ordinary shade H'.

From the foregoing description it will be seen that I have provided a very simple and cheap shade bracket and one which can be easily and quickly adjusted to fit any size shade, so as to overcome the difficulties now existing of having to change the brackets or cut the shade. And it will be readily seen that my device will prevent the frame from becoming so disfigured that they have to be replaced by new ones as is the case in apartment houses.

Having thus fully described my invention, what I claim as new and desire to secure by Letters Patent is:—

1. In a shade bracket, the combination with a carrier block provided with grooves T-shaped in cross-section, of a bracket having bifurcated arms mounted in said grooves, and a pin mounted in said block adapted to fit in the bifurcation of one of the arms, for the purpose described.

2. In a shade bracket, the combination with a carrier block provided with a groove T-shaped in cross section and having openings formed in the upper edge of the block, communicating with the said groove, of a shade bracket provided with bifurcated arms slidably mounted in said groove, and a pin adapted to pass through one of the said openings and engage one of the arms of the bracket, for the purpose described.

JULIA DORAN.

Witnesses:

WM. F. ARMBRUST,
PATRICK J. DORAN.