

R. T. LEAVERTON.

Improvement in Hog-Holding Clamps.

No. 130,727.

Patented Aug. 20, 1872.

Fig. 1.

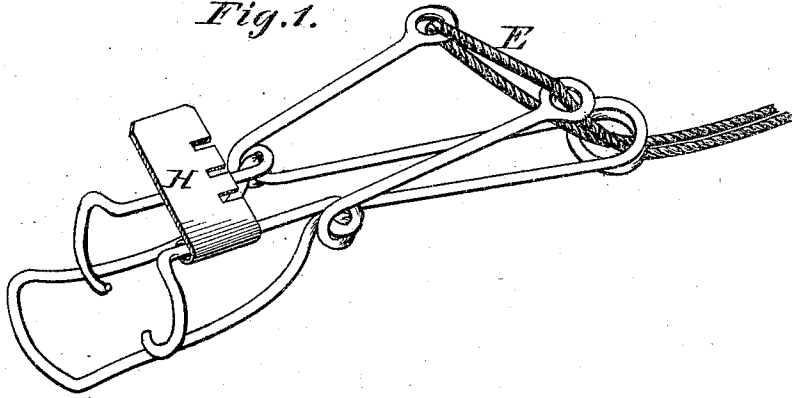


Fig. 2.

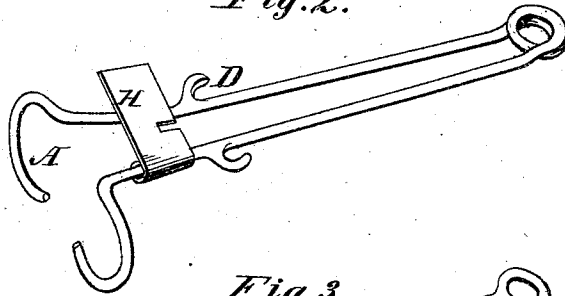
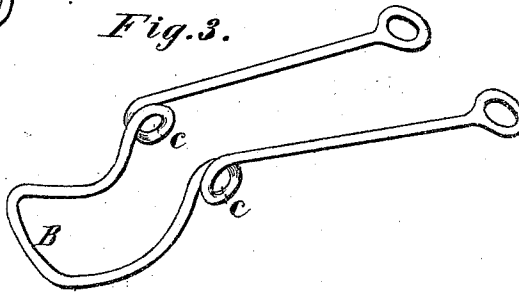


Fig. 3.



Witnesses:
H. C. Moss
W. M. Myers

Inventor:
R. T. Leaverton

UNITED STATES PATENT OFFICE.

ROBERT T. LEAVERTON, OF HOLDEN, MISSOURI.

IMPROVEMENT IN HOG-HOLDING CLAMPS.

Specification forming part of Letters Patent No. 130,727, dated August 20, 1872.

SPECIFICATION.

To all whom it may concern:

Be it known that I, ROBERT T. LEAVERTON, of the town of Holden, county of Johnson and State of Missouri, have invented a new and useful Machine for Holding Hogs while Ringing and Marking the Same; and I do hereby declare that the following is a full, clear, and exact description of the construction and operation of the same, reference being had to the annexed drawing making a part of this specification, in which Figure 1 is a perspective view.

The nature of my invention consists of a clamping-machine which is intended to be fastened to the nose of a hog, which, by means of a rope or cord attached thereto and fastened to some permanent stake or post, or other stationary substance, securely holds the hog while a ring is placed in his nose, or he is marked in the ear or other portion of the body.

To enable others to make and use my invention, I will proceed to describe its construction and operation.

I construct my machine of two clamps, one as shown at letter A in the accompanying drawing, which forms the upper clamp, which, by side pressure, takes hold of the upper jaw of the hog just behind the large teeth known as tusks; the other clamp, shown at letter B, and designated as under clamp, is intended to clamp the under jaw of the hog tight to the upper jaw, to prevent its making a noise by squealing, and at or near the center of said upper and lower clamps is formed a hinge, by means of a curl or twist in the lower clamp, as shown at letter C, and by means of arms or

hooks, as shown at letter D on upper clamp, which allows the clamps to be disconnected and connected at pleasure; or both clamps may be made with inseparable hinges twisted together in the formation of the same.

Said clamps are operated, adjusted, and moved by means of a rope or cord passing through the openings or rings upon the ends of same, as shown by letter E. I construct said clamps composing the device out of iron, steel, copper, or any other suitable material, and of sufficient size to insure proper strength, said machine to be about sixteen inches long and about three and one-half inches wide, proportionately as a whole; and proportionately said hinges are to be on the upper clamp, as shown at letter D, five inches from the front end, and upon the lower clamp, as shown at letter C; said hinge is to be formed eight inches from the front end of said clamp. Upon the front end of said upper clamp is placed an adjusting slide, as shown at letter H, and in which is an opening to admit the outer ends of the ring after it has been slipped through the hog's nose, and in said opening said ring is held securely while the same is twisted or adjusted, by means of a wrench for that purpose, to prevent its coming out.

What I claim as my invention, and desire to secure by Letters Patent, is—

The device for holding hogs herein described, consisting of the clamping-levers A and B, cord E, and slide H, constructed and arranged substantially as specified.

R. T. LEAVERTON.

Witnesses:

H. H. MOORE,
M. W. MIZE.