



US00D396263S

United States Patent [19]

[11] Patent Number: Des. 396,263

Miller

[45] Date of Patent: **Jul. 21, 1998

[54] QUICK RELEASE FISHING FLOAT

[76] Inventor: Rodney J. Miller, 488 Monterey Rd., Pacifica, Calif. 99044

[**] Term: 14 Years

[21] Appl. No.: 47,134

[22] Filed: Nov. 27, 1995

[51] LOC (6) Cl. 22-05

[52] U.S. Cl. D22/146; D22/145

[58] Field of Search D22/145, 146, D22/126-133; 43/44.87, 44.88, 44.9, 44.95, 44.96, 44.97, 43.12, 17.2

[56] References Cited

U.S. PATENT DOCUMENTS

2,760,295	8/1956	Bond	43/44.88	X
2,841,916	7/1958	Ueda	D22/145	X
2,872,752	2/1959	Salzmann	D22/146	X
2,875,551	3/1959	Tolle	D22/145	X
2,877,594	3/1959	Birrell	D22/145	X
2,904,923	9/1959	Conyers	D22/146	X
2,985,981	5/1961	King	D22/145	X

3,144,729	8/1964	Jonassen	43/43.11
3,335,516	8/1967	Sutton et al.	D22/145 X
3,744,176	7/1973	Bondhus	43/44.87 X
4,205,477	6/1980	Fait, Jr.	43/43.12
4,733,492	3/1988	Thompson	43/27.4
4,986,022	1/1991	Wilkinson	43/17.2

Primary Examiner—Doris V. Coles
Attorney, Agent, or Firm—James A. Hudak

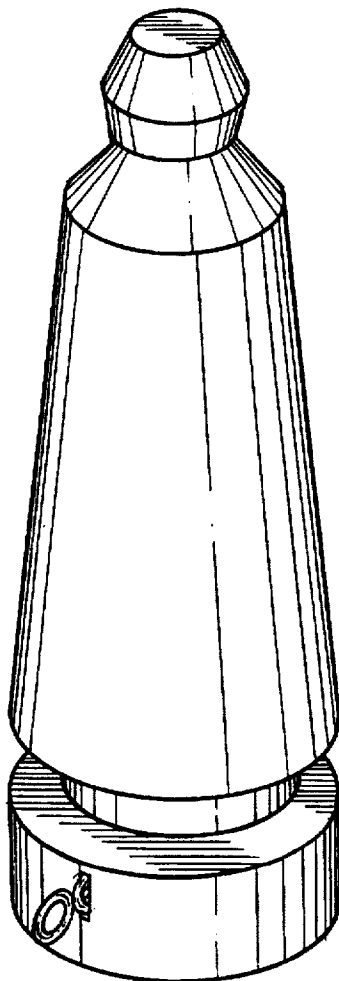
[57] CLAIM

The ornamental design for a quick release fishing float, as shown and described.

DESCRIPTION

FIG. 1 is a perspective view of the quick release fishing float showing my new design;
FIG. 2 is a front elevational view, the rear elevational view being a mirror image thereof;
FIG. 3 is a left side elevational view thereof;
FIG. 4 is a right side elevational view thereof;
FIG. 5 is a top plan view thereof; and,
FIG. 6 is a bottom plan view thereof.

1 Claim, 4 Drawing Sheets



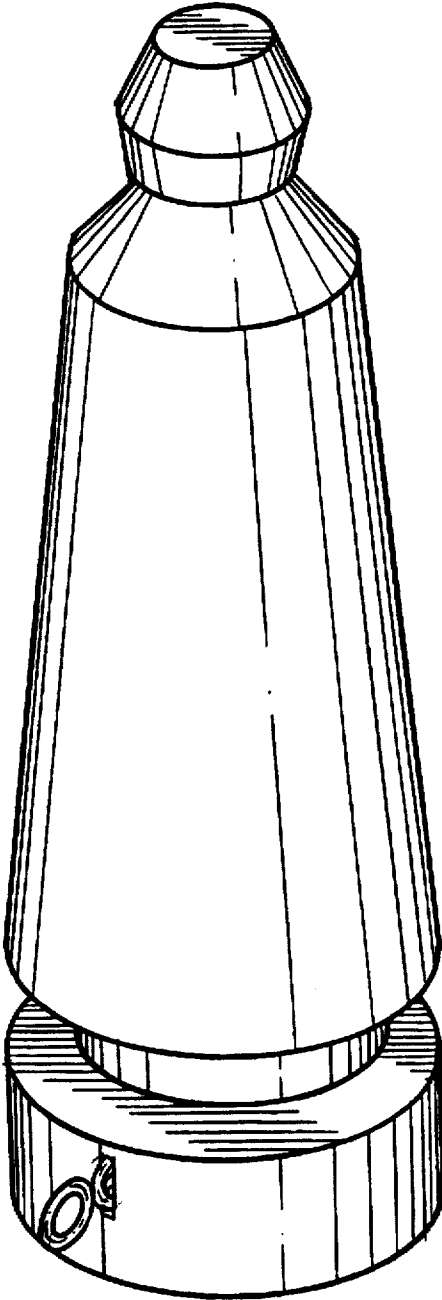


FIG. 1.

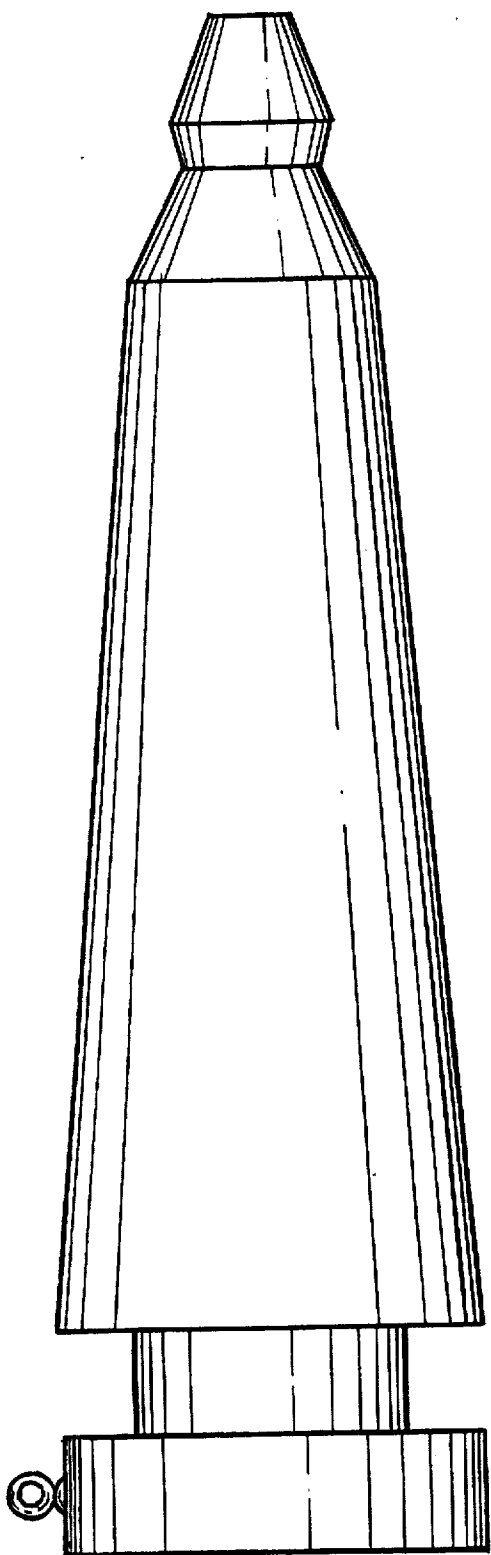


FIG. 2.

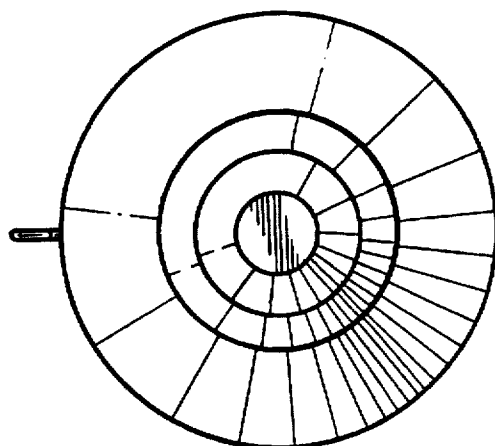


FIG. 5.

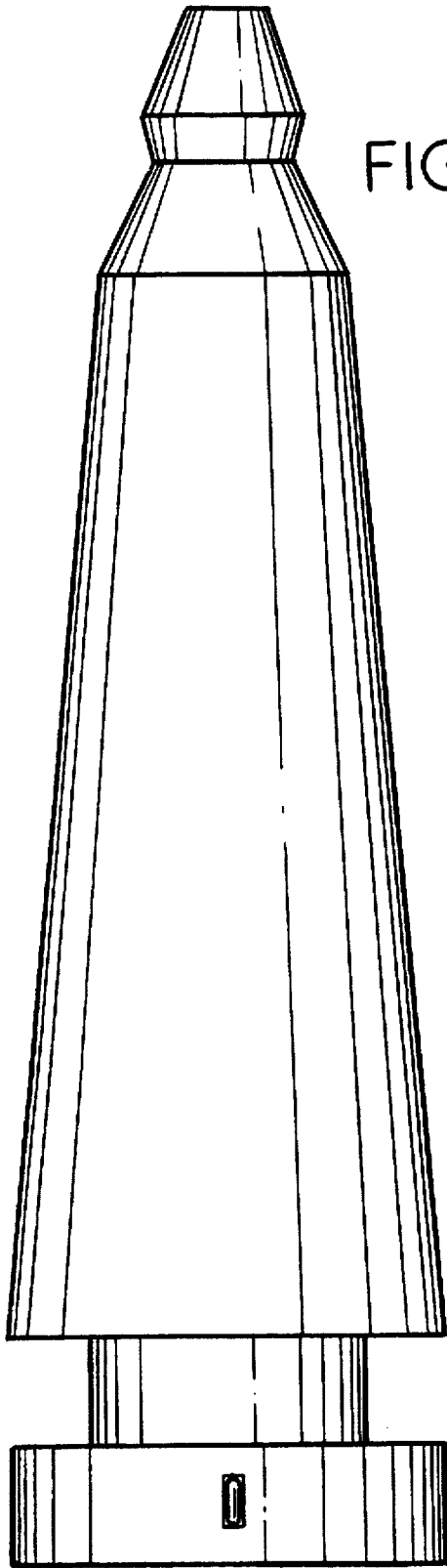


FIG. 3.

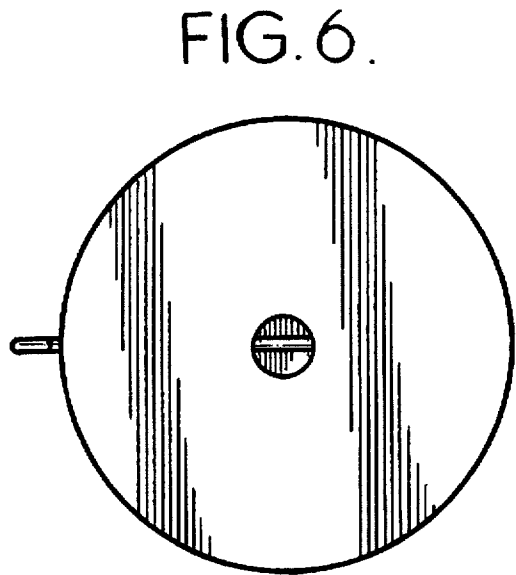


FIG. 6.

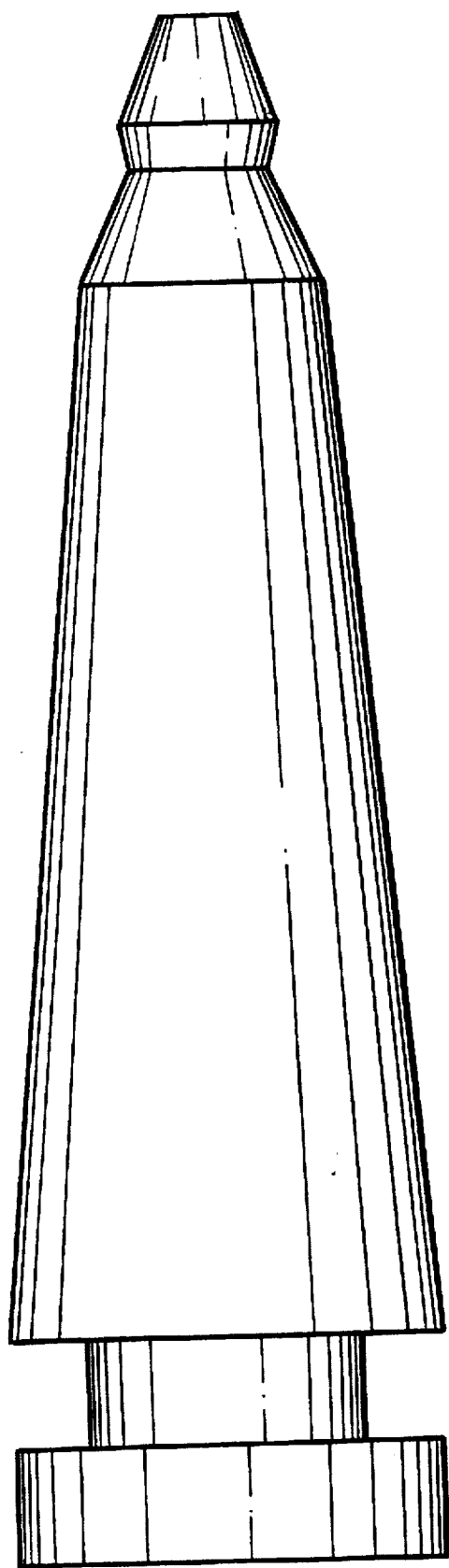


FIG. 4.