

[54] TELEPHONE

[75] Inventors: Yoku Yamagami; Sadao Takatsuka, both of Maebashi, Japan

[73] Assignee: Nakayo Telecommunications, Inc., Tokyo, Japan

[**] Term: 14 Years

[21] Appl. No.: 547,625

[22] Filed: Nov. 1, 1983

[30] Foreign Application Priority Data

May 19, 1983 [JP] Japan 58-20853

[52] U.S. Cl. D14/53; D14/60; D14/58; D14/65; D14/59

[58] Field of Search D14/52, 53, 57, 58, D14/60, 62, 65; D19/91, 87; 179/100 R, 100 D, 100 C, 100 L, 101, 103, 146 R, 147, 28, 99 R

[56] References Cited

U.S. PATENT DOCUMENTS

D. 257,772	1/1981	Fakutani	D14/53
D. 262,211	12/1981	Janda	D14/65
D. 265,087	6/1982	Yomaguchi et al.	D14/58
D. 267,091	11/1982	Ohno	D14/53
D. 269,674	7/1983	Hiroto et al.	D14/53
D. 271,971	12/1983	Genaro et al.	D14/60
D. 275,751	10/1984	Mahar	D14/53
D. 277,663	2/1985	Sakamoto et al.	D14/58

D. 277,929	3/1985	Sakamoto et al.	D14/53
D. 279,289	6/1985	Bhat et al.	D14/59
4,296,282	10/1981	O'Neil et al.	179/18 E

OTHER PUBLICATIONS

Technicom International, Inc.; 2 page product flyer, published 8-82; "Smartset" phone.

Primary Examiner—Wallace R. Burke

Assistant Examiner—Horace B. Fay

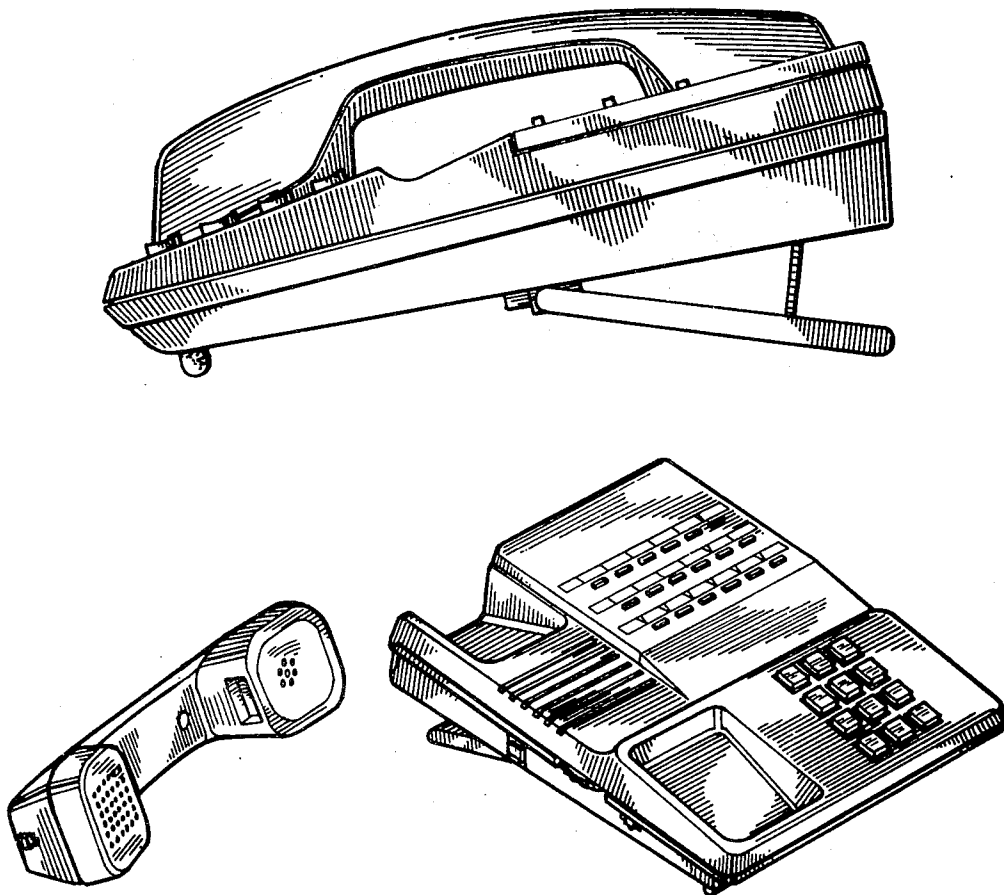
Attorney, Agent, or Firm—Oblon, Fisher, Spivak, McClelland & Maier

CLAIM

[57] The ornamental design for a telephone, substantially as shown.

DESCRIPTION

FIG. 1 is a front elevational view of a telephone showing our new design;
 FIG. 2 is a rear elevational view thereof;
 FIG. 3 is a top plan view thereof;
 FIG. 4 is a bottom plan view thereof;
 FIG. 5 is a left-side view thereof;
 FIG. 6 is a right-side view thereof;
 FIG. 7 is a perspective view thereof;
 FIG. 8 is a perspective view thereof with the handset spaced adjacent the stand of the telephone and inverted to show the underside of the handset and the top surface of the stand in supplemental detail.



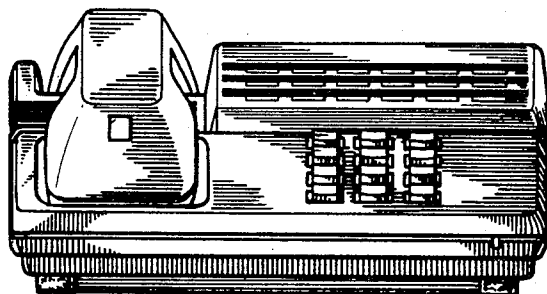


FIG. 1

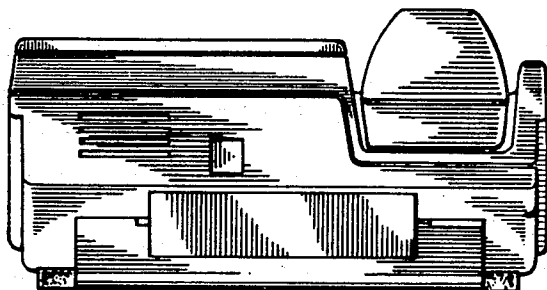


FIG. 2

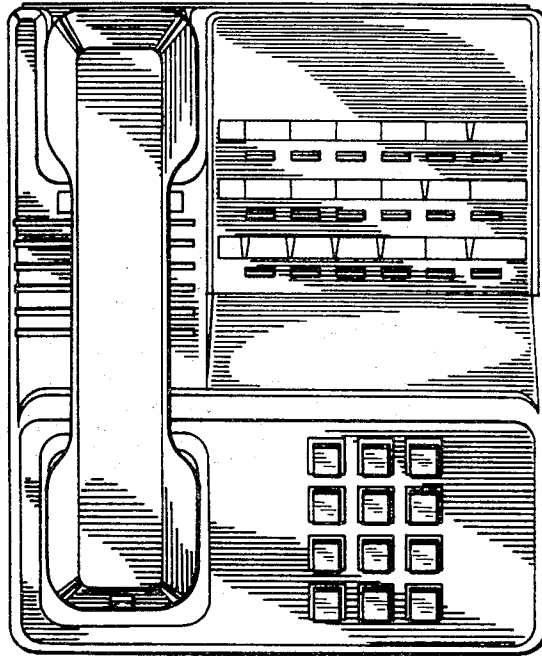


FIG. 3

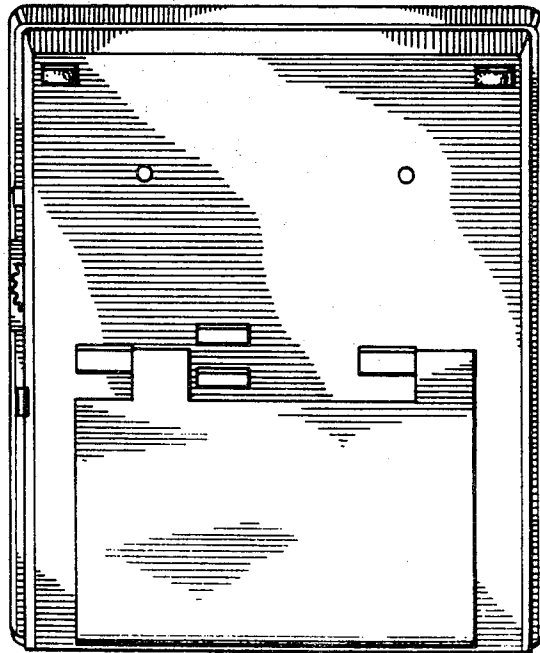


FIG. 4

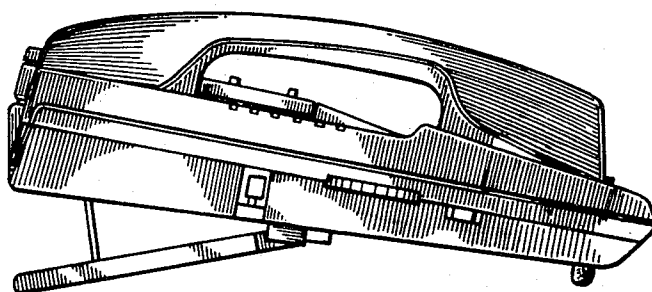


FIG. 5

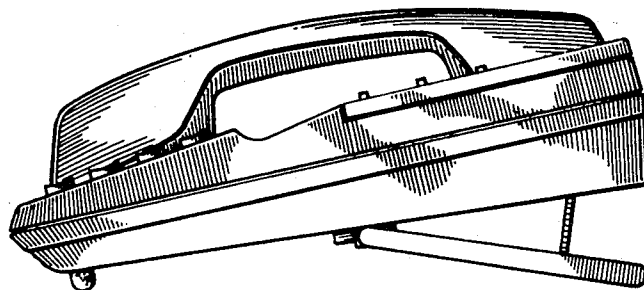


FIG. 6




FIG. 7

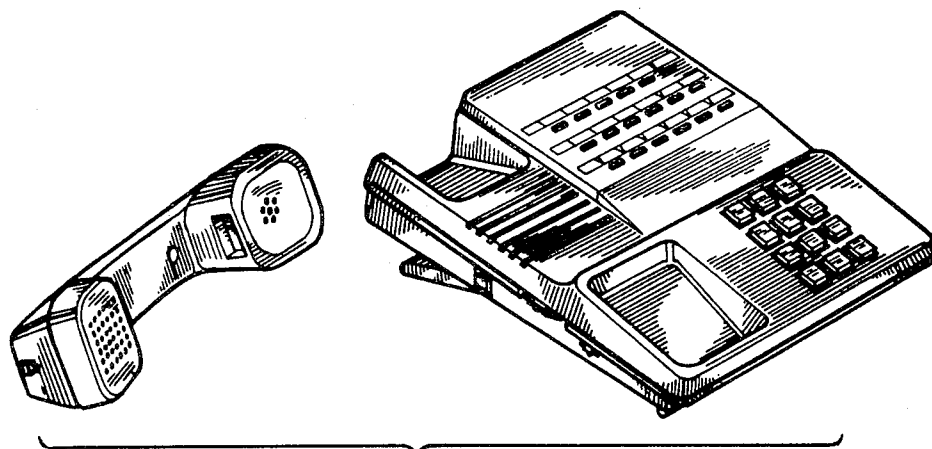


FIG. 8