



US00D760112S

(12) **United States Design Patent**
Kosann et al.

(10) **Patent No.:** **US D760,112 S**

(45) **Date of Patent:** **** Jun. 28, 2016**

- (54) **LOCKET**
- (71) Applicant: **MRK Fine Arts, LLC**, New Canaan, CT (US)
- (72) Inventors: **Monica Rich Kosann**, New Canaan, CT (US); **Rod G. Kosann**, New Canaan, CT (US); **Yoko Murakami**, New York, NY (US)
- (73) Assignee: **MRK Fine Arts, LLC**, New Canaan, CT (US)

5,651,274 A * 7/1997 Taylor A44C 25/004
63/18
D454,088 S * 3/2002 Basha D11/79
D659,584 S * 5/2012 Veit D11/81
2014/0366778 A1* 12/2014 Van Veen A44C 25/001
63/32
2015/0364112 A1* 12/2015 Kosann G09G 5/12
63/1.11

OTHER PUBLICATIONS

[Online] <http://media.monicarichkosann.com/media/product/556/oval-white-ceramic-locket-mrk2100tm-834.jpg>. Retrieved Jan. 6, 2016.*

(**) Term: **15 Years**

* cited by examiner

(21) Appl. No.: **29/526,831**

Primary Examiner — Garth Rademaker

(22) Filed: **May 13, 2015**

Assistant Examiner — Melanie Pellegrini

(51) **LOC (10) Cl.** **11-01**

(74) *Attorney, Agent, or Firm* — Gordon & Jacobson, P.C.

(52) **U.S. Cl.**
USPC **D11/80**

(57) **CLAIM**

The ornamental design for a locket, as shown and described.

(58) **Field of Classification Search**
USPC D11/1, 2, 7, 8, 40–54, 79–86, 90, 91,
D11/92, 93, 56, 97, 98, 99
CPC A44C 1/00; A44C 3/00; A44C 3/004;
A44C 3/005; A44C 3/007; A44C 3/008;
A44C 5/02; A44C 7/002; A44C 25/00;
A44C 25/001; A44C 25/002; A44C 25/004;
A44C 25/005; A44C 25/007
See application file for complete search history.

DESCRIPTION

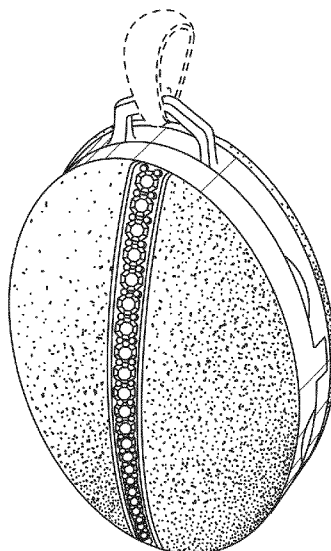
FIG. 1 is a perspective view of a locket;
FIG. 2 is a front view of the locket of FIG. 1;
FIG. 3 is a rear view of the locket of FIG. 1;
FIG. 4 is a right side view of the locket of FIG. 1;
FIG. 5 is a left side view of the locket of FIG. 1;
FIG. 6 is a top view of the locket of FIG. 1;
FIG. 7 is a bottom view of the locket of FIG. 1; and,
FIG. 8 is a perspective view of the locket of FIG. 1 shown in an open position.
The stippling shown in the drawings represents a contrasting appearance with the remaining portions of the locket.
The broken lines shown in the drawings represent portions of the locket which form no part of the claimed design.

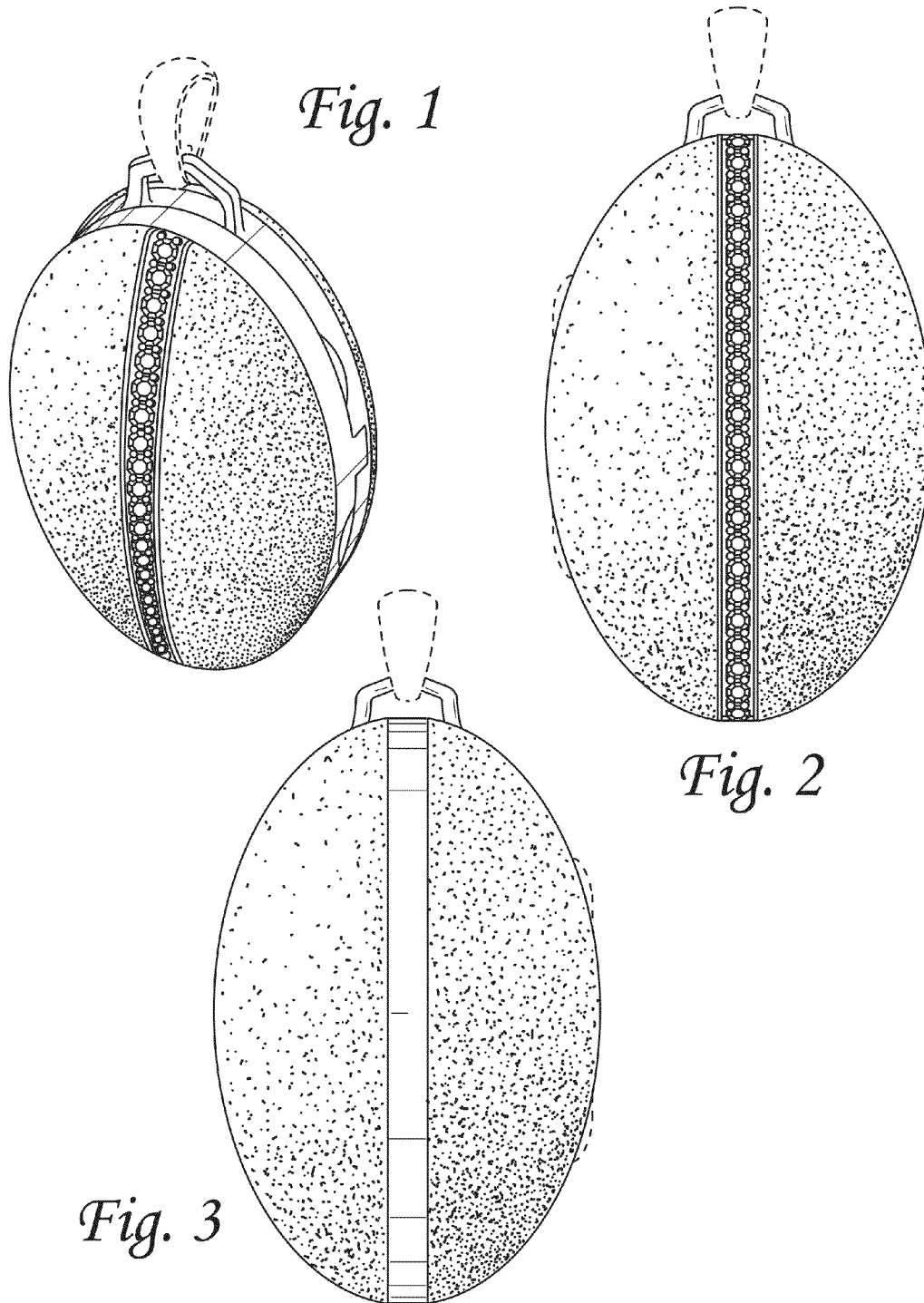
(56) **References Cited**

U.S. PATENT DOCUMENTS

155,963 A * 10/1874 Michel A44C 3/00
63/18
D9,941 S * 4/1877 Keller et al. D11/80
D73,362 S * 8/1927 Kislinger D11/80

1 Claim, 3 Drawing Sheets





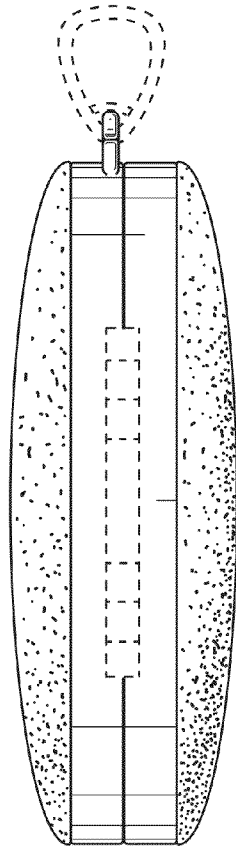


Fig. 4

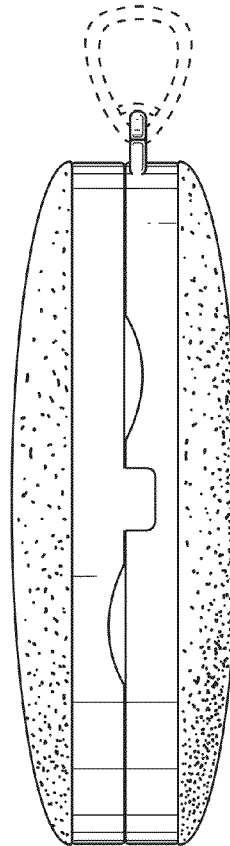


Fig. 5

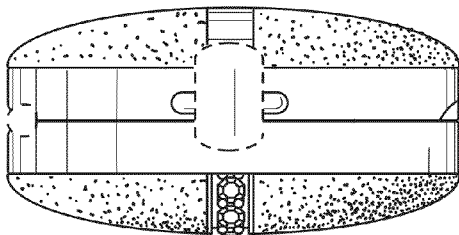


Fig. 6

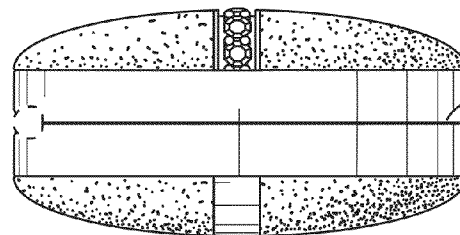


Fig. 7

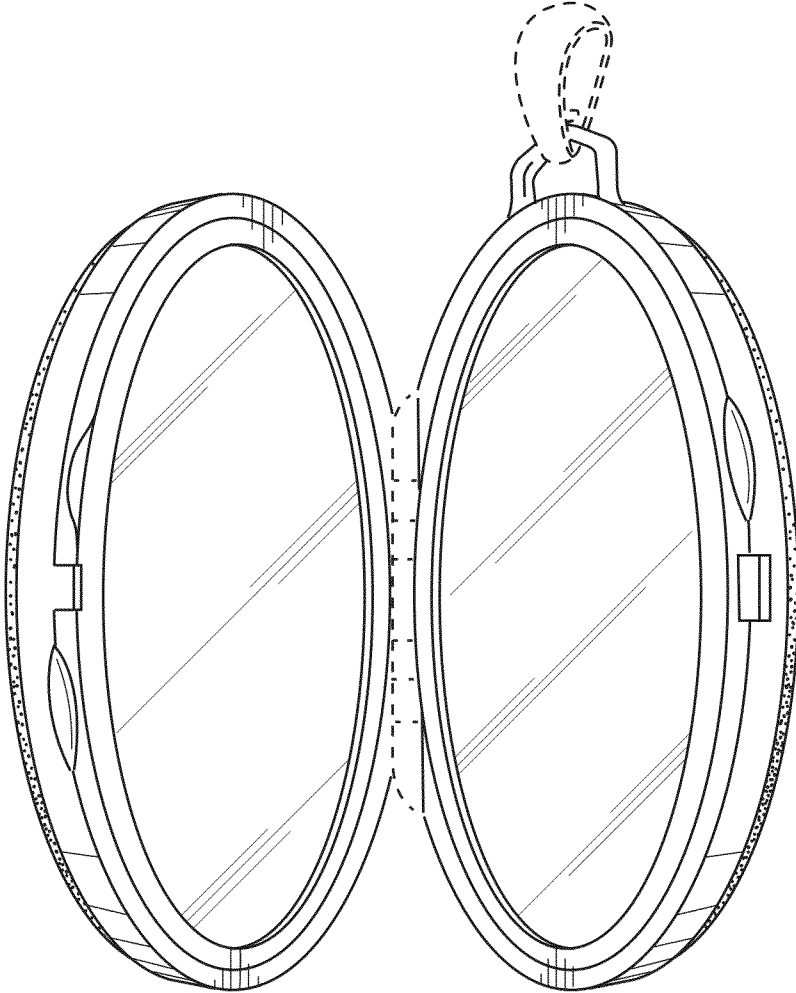


Fig. 8