



US00D341452S

United States Patent [19]

[11] Patent Number: **Des. 341,452**

Songer

[45] Date of Patent: **** Nov. 16, 1993**

- [54] **VACUUM CLEANER ATTACHMENT FOR CLEANING CEILING FAN BLADES**
- [76] Inventor: **Vicki L. Songer**, 709 Meadow Mead, Allen, Tex. 75002
- [**] Term: **14 Years**
- [21] Appl. No.: **857,802**
- [22] Filed: **Mar. 26, 1992**
- [52] U.S. Cl. **D32/33; D4/130**
- [58] Field of Search **D32/25, 31-34, D32/51, 40; 15/159 R, 159 A, 160, 171, 143 R, 210 R, 210 B, 415.1; D4/119, 120, 130, 137**

4,827,556	5/1989	Corsetti	15/244.1
4,841,592	6/1989	Restivo	15/210 R
4,956,892	9/1990	Faukes	15/415.1
5,018,944	5/1991	Bielecki et al.	416/146 R

Primary Examiner—Ruth McInroy
Attorney, Agent, or Firm—Timmons & Kelly

[57] CLAIM

The ornamental design for a vacuum cleaner attachment for cleaning ceiling fan blades, as shown and described.

DESCRIPTION

FIG. 1 is a top plan view of a vacuum cleaner attachment for cleaning ceiling fan blades showing my new design;

FIG. 2 is a front elevation thereof, the opposite side being identical;

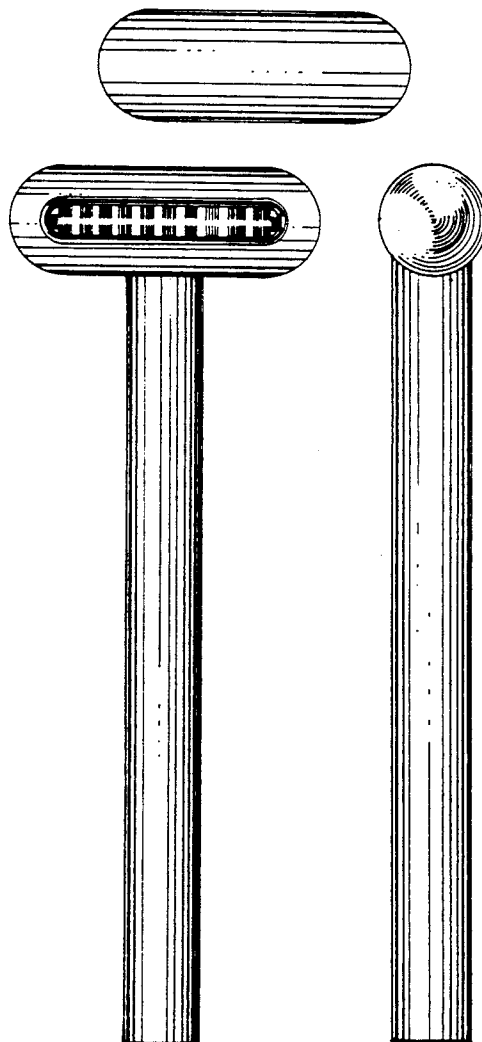
FIG. 3 is a bottom plan view thereof; and,

FIG. 4 is a right side elevation thereof, the opposite side being identical.

[56] References Cited

U.S. PATENT DOCUMENTS

D. 296,022	5/1988	Restivo	D32/51
D. 304,106	10/1989	Dobson et al.	D4/137
D. 311,797	10/1990	Hult et al.	D32/32
4,096,601	6/1978	Knestele	15/320
4,811,452	3/1989	Sumerau	15/337



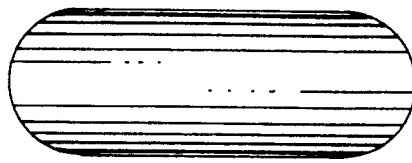


FIG. 1

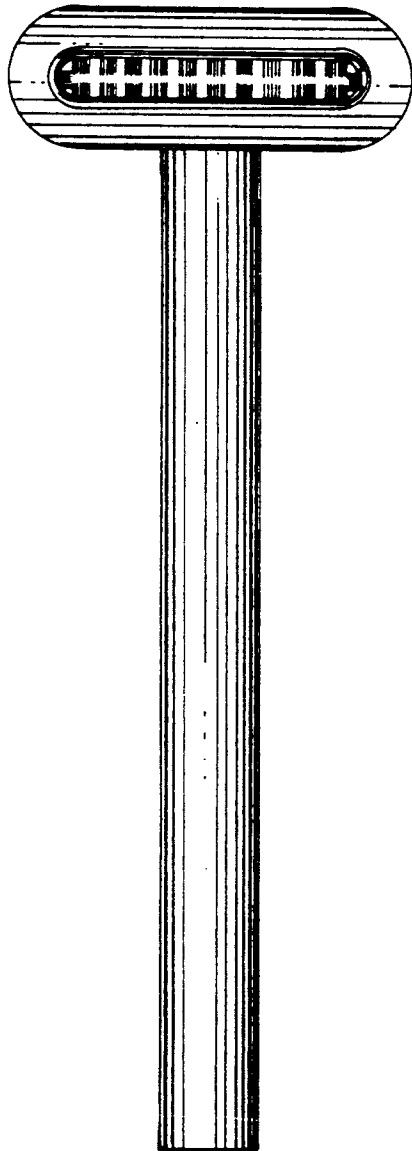


FIG. 2

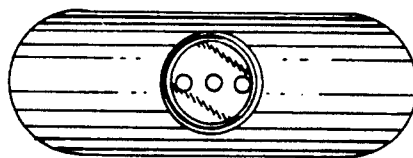


FIG. 3

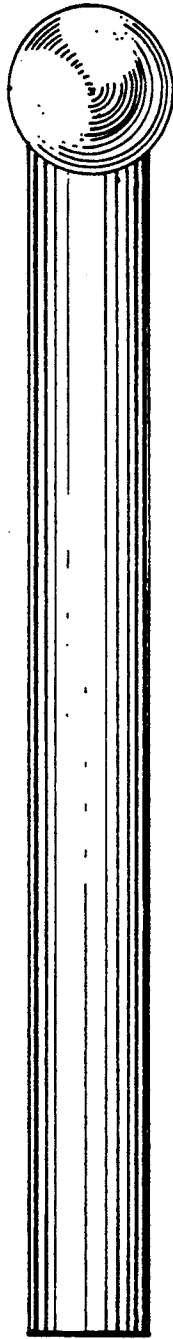


FIG. 4