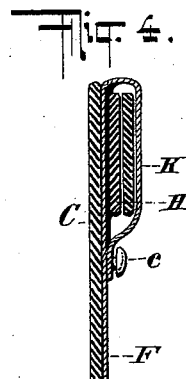
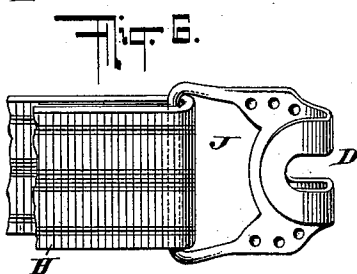
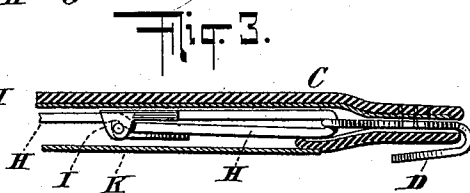
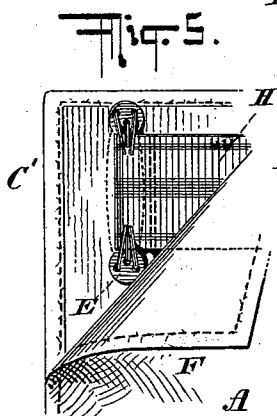
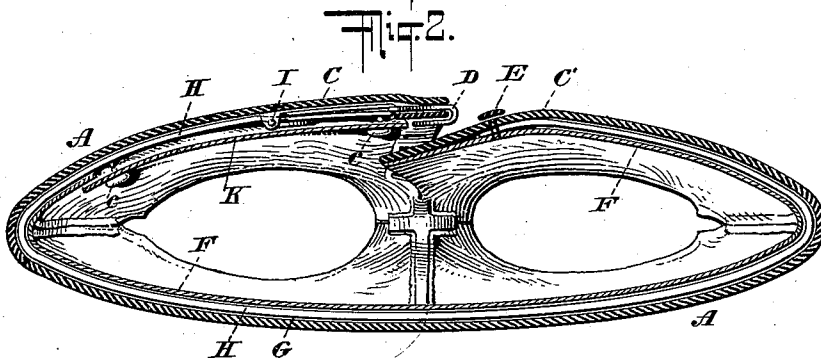
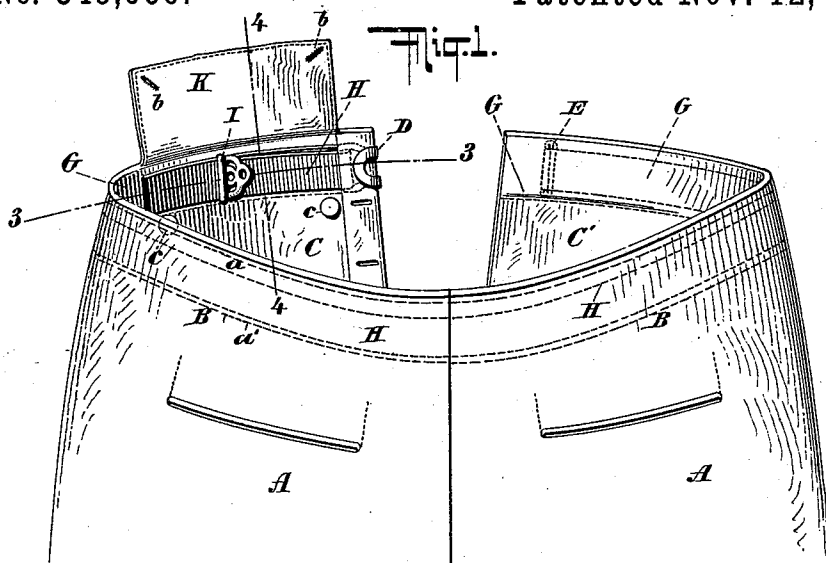


(No Model.)

J. M. APPELBAUM.
TROUSERS.

No. 549,666.

Patented Nov. 12, 1895.



WITNESSES:
Gustave Dietrich
John Kellenbeck

INVENTOR
Jacob M Appelbaum
BY
Epstein & Brothers
ATTORNEYS.

UNITED STATES PATENT OFFICE.

JACOB M. APPELBAUM, OF NEW YORK, N. Y.

TROUSERS.

SPECIFICATION forming part of Letters Patent No. 549,666, dated November 12, 1895.

Application filed August 27, 1895. Serial No. 560,713. (No model.)

To all whom it may concern:

Be it known that I, JACOB M. APPELBAUM, of the city of New York, in the county and State of New York, have invented certain new and useful Improvements in Trousers, of which the following is a full, clear, and exact description.

My invention relates to improvements in supporters for garments, and has for its object more particularly to provide a simple and efficient means whereby the garments may be perfectly supported around the waist of the wearer at all times without disclosing the supporting means to view.

The invention consists in the novel combination, connection, and arrangements of parts hereinafter described, and pointed out in the claims.

In the accompanying drawings, forming part of this specification, wherein like letters of reference indicate like parts, Figure 1 is a perspective view of the upper portion of a pair of trousers with my improved supporter applied thereto. Fig. 2 is a horizontal section thereof. Fig. 3 is an enlarged detail section taken in the line 3 3 of Fig. 1, showing the flap K secured to its closed position. Fig. 4 is a similar view taken on the line 4 4 of said figure, likewise showing the flap K secured to its closed position. Fig. 5 is an enlarged detail view of one of the flaps, the lining being partly ripped off to show one end of the band and the manner of securing the same to the eye E; and Fig. 6 is an enlarged detail view of the hook, showing the loop at its inner end and the manner of securing therein the opposing end of the band.

In the drawings, A designates the trousers, B the waist portion, and C C the flaps thereof, the flap C being provided near the top edge with a hook D, having a loop J at its inner end, which extends into the band-casing, and the opposing flap C being provided with a loop or eye E, adapted to engage with and retain the hook D, and thereby hold the flaps C C and the opposing ends of the band secured to said loop E and hook D together to their closed positions.

F is the lining, secured to the inner side of the waist portion B by two separated rows of stitching *a a'*, running parallel to each other

almost around the waistband, thus forming a casing G, and H is a band made of any suitable material, preferably elastic, provided with a buckle I, and arranged in said casing, one end of said band being secured between the lining and the fabric to the eye or loop E on the flap C and the opposing end passed through the buckle I, the loop J of the hook D, and the extreme end finally secured to the buckle I.

K is a flap secured along its top edge to the waist portion B, forming a part of the casing G. *b b* are buttonholes along the lower edge of said flap, and *c c* buttons on the inner side of the waist, whereby said flap may be secured thereto. By raising this flap, about one-quarter of the band G will be exposed, and free access may then be had to the buckle I thereon, and as the same is normally located in the center of said exposed portion of the band ample room will be had to shift the same in either direction when it is desired to lengthen or shorten the band to meet the requirements of the wearer of the garment, which must, of course, be approximately fitted to the person of the wearer in the first instance.

It will be observed that the hook and eye on the flaps C C, whereby said flaps are secured together, also serve to secure the opposing ends of the band G, and that by this means a perfect fit will be insured at the waist and at the same time the trousers efficiently supported without distorting or drawing the fabric, and, further, that, owing to the simple method of securing the said band within the waist portion, the same may, when worn out by use, be easily replaced by a new one.

Having thus described my invention, what I claim, and desire to secure by Letters Patent, is—

1. The combination with a garment, having a casing formed in the waist portion thereof provided with an opening and a flap for sealing said opening, a band provided with a device for lengthening and shortening the same arranged within said casing, and means secured to the opposite meeting edges of the garment, and to the opposing ends of the band aforesaid whereby said meeting edges and the opposing ends of the band may be si-

multaneously secured together and held to their closed positions, substantially as specified.

2. The combination with a garment having
5 a casing formed in the waist portion thereof open for about one quarter of its length, a flap secured along its upper edge to the inner side of the waist portion above the band casing and the opening therein and provided
10 along its lower edge with means for securing the same to the inner side of said waist portion below the band casing, an elastic band provided with a buckle slidable thereon loosely supported within said casing, a hook
15 secured near one of the meeting edges of the garment having a loop portion at its inner end extending into the band casing, through which loop portion one end of the band afore-

said is passed and then secured to the buckle, and an eye secured near the opposite meeting edge of the garment likewise extending into the band casing and there secured to the end of the band opposite to that aforesaid, said hook and eye being adapted to simultaneously hold the opposing edges of the garment together and the opposing ends of the band to their united position, substantially as specified.

Signed at the city of New York, in the county and State of New York, this 19th day of August, 1895.

JACOB M. APPELBAUM.

Witnesses:

JESSE S. EPSTEIN,
JACOB SAUNK.