



US00D577963S

(12) **United States Design Patent**
Eide et al.

(10) **Patent No.:** **US D577,963 S**

(45) **Date of Patent:** **** Oct. 7, 2008**

(54) **PLATE**

(75) Inventors: **Anna Eide**, Elmira, NY (US); **Timothy Virkus**, Painted Post, NY (US)

(73) Assignee: **WKI Holding Company, Inc.**, Rosemont, IL (US)

(**) Term: **14 Years**

(21) Appl. No.: **29/273,705**

(22) Filed: **Mar. 9, 2007**

(51) **LOC (8) Cl.** **07-01**

(52) **U.S. Cl.** **D7/585**

(58) **Field of Classification Search** D7/505,
D7/507, 550.1, 554.3, 543, 545, 553.3, 562,
D7/535, 585; D30/129; D26/121; 220/574,
220/575, 657, 506; 206/564; 229/938; 211/14;
294/172; D10/46.1

See application file for complete search history.

D402,850 S 12/1998 Davis et al.
D402,852 S 12/1998 Benson
D423,879 S 5/2000 Lin
D431,422 S 10/2000 Lin
D434,947 S 12/2000 Wellner
D457,777 S 5/2002 Bradley
D461,370 S 8/2002 Seager
D477,750 S 7/2003 Chuang
D496,224 S 9/2004 Bennett
D497,286 S 10/2004 Penrod et al.
D499,305 S 12/2004 Laib
D501,762 S 2/2005 Wolhendler
D504,282 S 4/2005 McMullin
D508,373 S 8/2005 Corrieri
D509,104 S 9/2005 Price
D510,679 S 10/2005 Smith et al.
D513,933 S 1/2006 Glander et al.
D513,935 S 1/2006 Achenbach
D518,334 S 4/2006 Wolhendler
D522,805 S 6/2006 Cheng
D527,584 S 9/2006 Hayes et al.
D528,361 S 9/2006 Wolhendler
D528,366 S 9/2006 Medard

(56) **References Cited**

U.S. PATENT DOCUMENTS

1,589,558 A * 6/1926 Reizenstein 220/574
2,050,206 A * 8/1936 Chaplin 220/574
D154,216 S * 6/1949 Reifsnnyder D7/562
D239,686 S * 4/1976 Anderson D7/562
D249,109 S 8/1978 Jensen
D272,879 S 3/1984 Pozzi
D281,846 S 12/1985 Everhan
D281,848 S 12/1985 Murai
D282,042 S * 1/1986 Gallagher D7/554.3
D282,330 S 1/1986 McBride
D283,587 S 4/1986 Otake
D285,277 S 8/1986 Murai
D286,001 S 10/1986 Everhan
D299,605 S 1/1989 Durand
D312,027 S 11/1990 Cyr et al.
D320,532 S 10/1991 Zielinski et al.
D320,533 S 10/1991 Zielinski et al.
D335,798 S 5/1993 Crawford et al.
D337,485 S 7/1993 Merwin et al.
D338,136 S 8/1993 Melamed et al.
D372,168 S 7/1996 Seager
D374,153 S 10/1996 Moreno-Montgemayor
D383,942 S 9/1997 Rench et al.
D389,741 S 1/1998 Barrie, II

* cited by examiner

Primary Examiner—Charles A Rademaker
(74) *Attorney, Agent, or Firm*—McDermott Will & Emery LLP

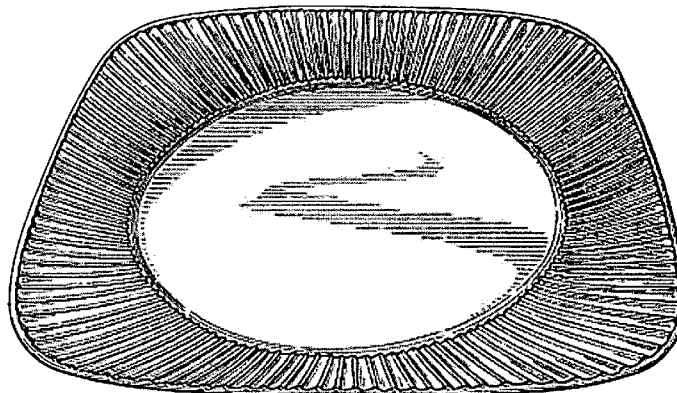
(57) **CLAIM**

The ornamental design for a plate, as shown and described.

DESCRIPTION

FIG. 1 is a top perspective view of a plate showing our new design;
FIG. 2 is a top plan view thereof;
FIG. 3 is a side elevation thereof;
FIG. 4 is a bottom plan view thereof;
FIG. 5 is a cross-sectional view of a portion of the claimed design taken along line 5—5 in FIG. 2; and,
FIG. 6 is another view thereof shown on an enlarged scale.

1 Claim, 3 Drawing Sheets






FIG. 1

FIG. 2

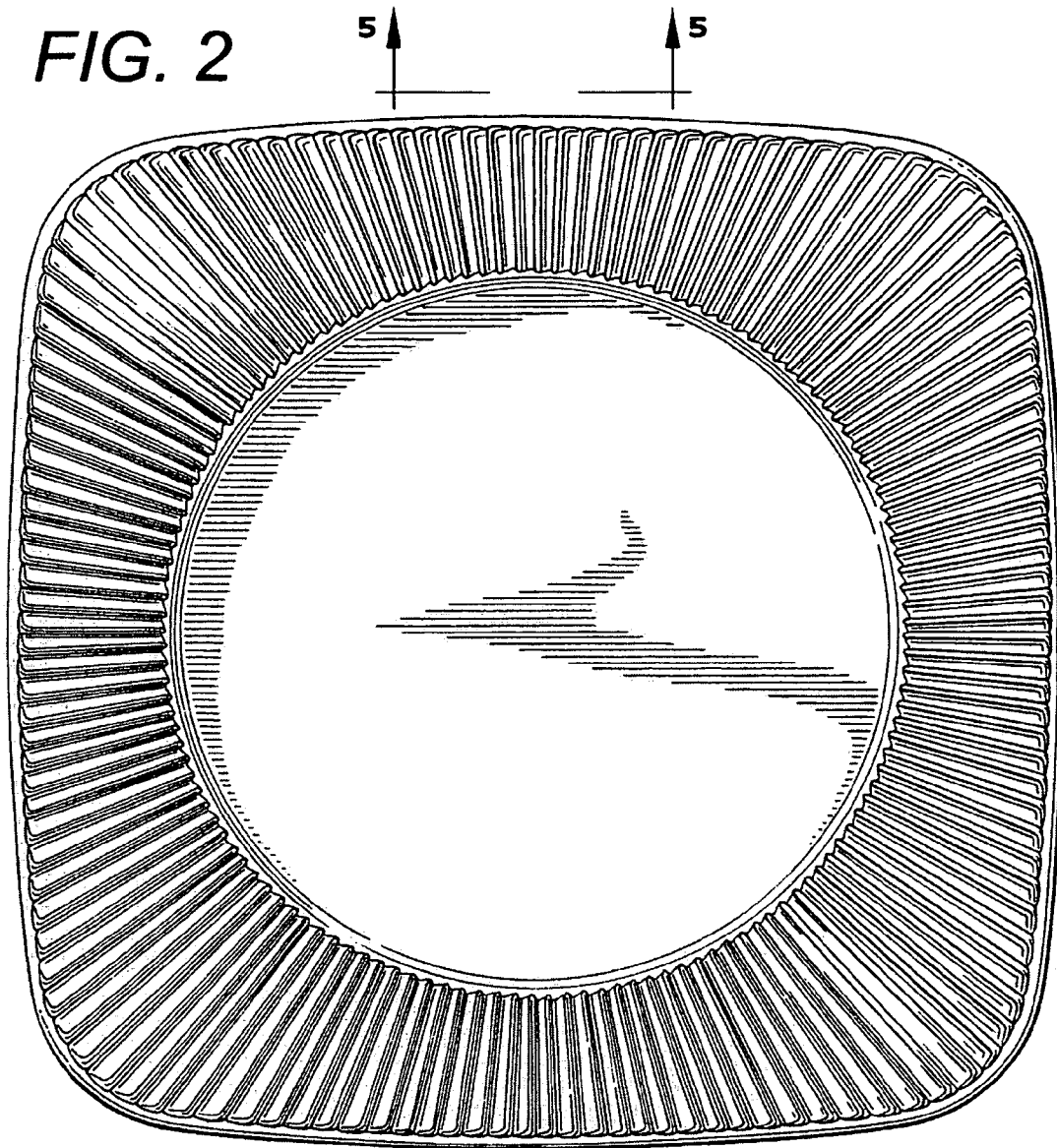


FIG. 3




FIG. 4

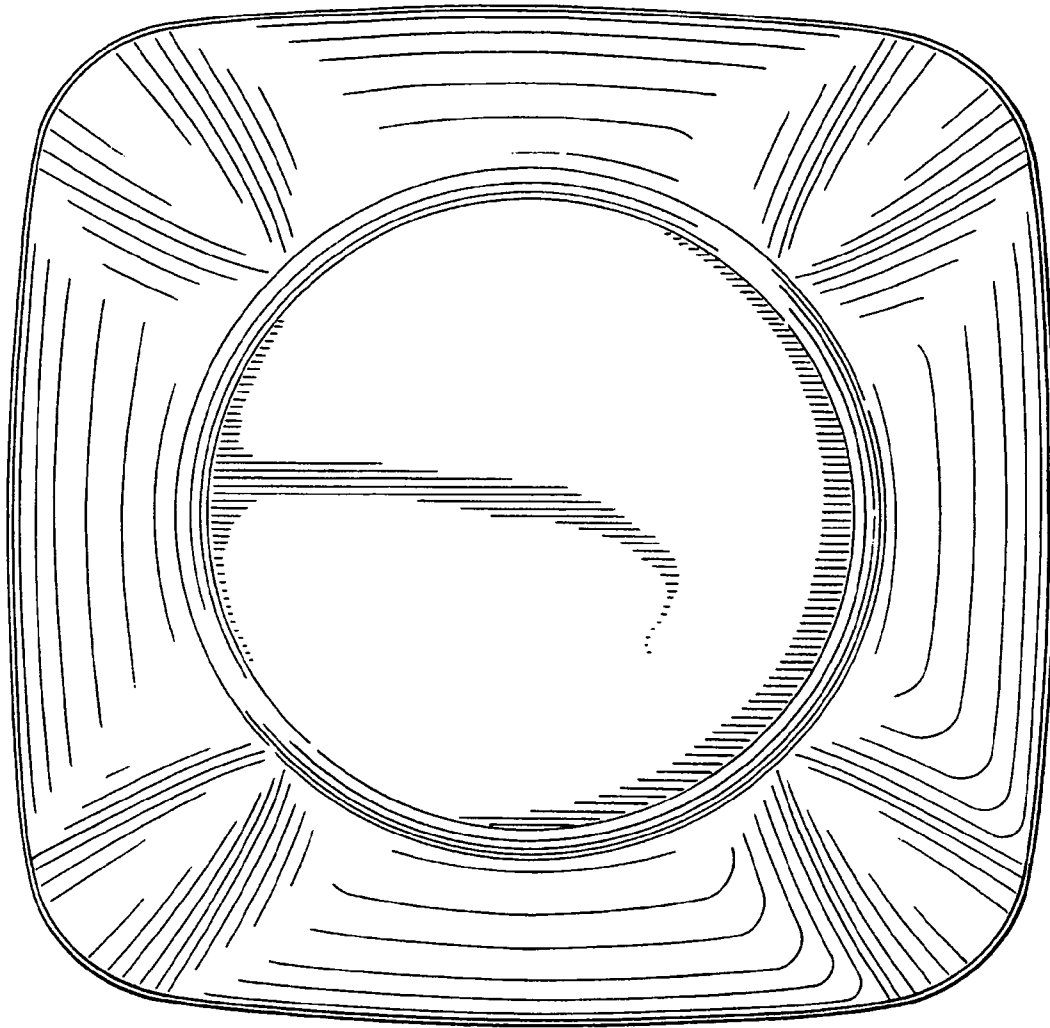


FIG. 5 

FIG. 6 