



- (51) International Patent Classification:
A24F 1/30 (2006.01)
- (21) International Application Number:
PCT/HU2009/000088
- (22) International Filing Date:
27 October 2009 (27.10.2009)
- (25) Filing Language:
Hungarian
- (26) Publication Language:
English
- (30) Priority Data:
P0800634 27 October 2008 (27.10.2008) HU
- (72) Inventor; and
(71) Applicant : EL-SAID, Salim [LY/HU]; Tege u. 89.,
2310 Szigetszentmiklós (HU).
- (74) Agent: ANTALFFY-ZSIROS, Andras, Dr; Danubia
Patent & Law Office, P.O.B. 198, H-1368 Budapest
(HU).

- (81) Designated States (unless otherwise indicated, for every kind of national protection available): AE, AG, AL, AM, AO, AT, AU, AZ, BA, BB, BG, BH, BR, BW, BY, BZ, CA, CH, CL, CN, CO, CR, CU, CZ, DE, DK, DM, DO, DZ, EC, EE, EG, ES, FI, GB, GD, GE, GH, GM, GT, HN, HR, HU, ID, IL, IN, IS, JP, KE, KG, KM, KN, KP, KR, KZ, LA, LC, LK, LR, LS, LT, LU, LY, MA, MD, ME, MG, MK, MN, MW, MX, MY, MZ, NA, NG, NI, NO, NZ, OM, PE, PG, PH, PL, PT, RO, RS, RU, SC, SD, SE, SG, SK, SL, SM, ST, SV, SY, TJ, TM, TN, TR, TT, TZ, UA, UG, US, UZ, VC, VN, ZA, ZM, ZW.
- (84) Designated States (unless otherwise indicated, for every kind of regional protection available): ARIPO (BW, GH, GM, KE, LS, MW, MZ, NA, SD, SL, SZ, TZ, UG, ZM, ZW), Eurasian (AM, AZ, BY, KG, KZ, MD, RU, TJ, TM), European (AT, BE, BG, CH, CY, CZ, DE, DK, EE, ES, FI, FR, GB, GR, HR, HU, IE, IS, IT, LT, LU, LV, MC, MK, MT, NL, NO, PL, PT, RO, SE, SI, SK, SM, TR), OAPI (BF, BJ, CF, CG, CI, CM, GA, GN, GQ, GW, ML, MR, NE, SN, TD, TG).

[Continued on next page]

(54) Title: NARGHILE

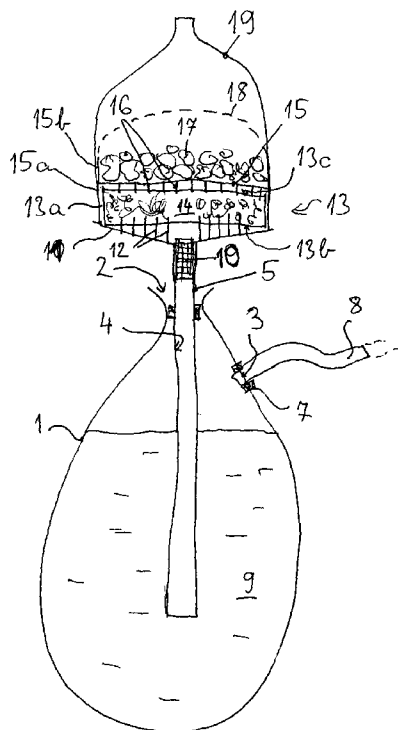


FIG. 1

(57) Abstract: The object of the invention is the narghile, with body (5), with heat transmitter and combustible admitting unit for the heating of the tobacco, tobacco holder, water jar (1), hose, where the enumerated components are associated in such way that they make possible the guided passing of the air through the hose by the person who uses the narghile. The tobacco holder or the disposable closed bowl (13) containing tobacco (14), tobacco mixture or tobacco mass that is conceived as tobacco holder, is attached with its underside (13b) to the top of the narghile's water jar (1), with its top side (13c) is associated to the heat transmitter unit's bottom, where at the top of the water jar (1) and at the heat transmitter unit's bottom on the top and bottom (13b, 13c) side of the closed bowl, there are conceived advantageously channel-like thorns that shape at least one continuous blank, assure the admission of the air through the bowl (13) by stretching inside the bowl (13) placed in the narghile and prevent the falling out of the tobacco (14) in pieces or in a liquid state from the bowl (13).

Published:

- *without international search report and to be republished upon receipt of that report (Rule 48.2(g))*

Narghile

The invention relates to a narghile with body, with heat transmitter and combustible admitting unit for the heating of the tobacco, tobacco holder, water jar, hose, where the
5 enumerated components are associated in such way that they make possible the guided passing of the air through the hose by the person who uses the narghile.

Using narghile - especially among men - is one of the oldest traditions in the world. Using narghile doesn't only mean smoking, but social togetherness, recreation, relaxation, according to this, using the narghile is not only and exclusively limited to the
10 action of smoking, but it can seen as a sort of a ritual. According to traditions the structure of narghiles is decisively unchanged since centuries, and is made up of the parts enumerated in the introduction.

In the course of using the narghile -regardless of the fact that you have to pour water in the water jar, and that you have to change it from time to time- you have to pour
15 tobacco in the tobacco holder.

An essential difference between the otherwise known forms of smoking, for example in point of smoking cigarette, pipe, cigare, snuffing, that while in the case of other ways of smoking, without any exception the dry and chopped tobacco is lit, burnt (this is implicitly missing in the case of snuffing), we don't use such dry and chopped tobacco
20 mixture, but a tobacco that is composed from the mixture of one type or more types of tobaccos, treacle, flavoring aromas, from glycerine, maybe other aggregates made up by different recipes, reminding us of a lumpy jam.

Since the tobacco that goes into the narghile is a wet aggregate mass, this way in the course of filling the tobacco holder the tobacco is torn into smaller pieces, and the
25 tobacco holder is filled with those, in a way that it is not too tight but too loose either. On the top of the tobacco holder that is filled with the tobacco a separating layer is placed, that is made of a material, that prevents that the heat made by the heat transmitter unit to get in touch with the tobacco from the tobacco holder, and to light it, because the burnt tobacco's smoke is usually bitter and unpalatable. Lately an
30 aluminium foil is used as separating layer, which after it is placed on the tobacco holder is provided with several small holes with the help of a tool aid, to ensure the passing through of the air. On the aluminium foil as an air transmitter unit, live coal is placed in

advance, that takes care of the fact the tobacco from underneath becomes incandescent, and by the smoking of the person that uses the narghile the smoke goes into the water jar, and by this into the valve, that is made up generally from nozzle and cigarette holder. The valve can contain more nozzles and cigarette holders, but is used generally
5 at narghiles for social purposes. The air transmitter tobacco heater unit component is made up of an overlay, that on the one part protects the live coal from falling out, limits the quantity of the admitted air and prevents the person who uses the narghile from getting burnt by touching it.

As I mentioned before, in the course of preparing the narghile for use, the tobacco
10 treacle is placed in the tobacco holder by hand. This takes place usually in such way that the tobacco found in different forms in the market must be torn into smaller pieces and placed into the tobacco holder. This, considering that the tobacco is wet and contains treacle, takes to the fact that the person's hand, who wants to use the narghile, gets dirty, and although it can be washed easily, the operation is inevitably necessary for the
15 insertion of the tobacco before using the narghile.

Lately, the development of tobaccos is limited to the fact to prevent the admission from the smoke into the human body of harmful substances to the human health. The smoke that comes but from the water namely contains such poisonous substances, which according to our knowledge cause lung cancer, heart diseases or other diseases. Through
20 the consuming of tobacco mixed with fruit flavors and treacle in the course of using the narghile, the person who uses the narghile inhales much more smoke, in addition, for a longer period, than during traditional smoking. This is realized in different places with filters made from different materials. However this laudable effort doesn't change the fact, that in the course of preparations for using the narghile, the person who wishes to
25 use it gets its hands dirty no matter what, this way an almost ritual hand washing is needed before starting to smoke the narghile.

According to my knowledge there is no such solution or recommendation, that could eliminate the above mentioned disadvantage of narghiles, and could assure that, the tobacco quantum needed for smoking narghiles, could be placed in the narghile in a
30 more comfortable way.

US 4,648,410 discloses a narghile that has a separate filtering unit inserted in the

pipeline coming out from the water jar, and the output of the filtering unit is attached to the valve. On the top of the narghile with special shape, however, there is a traditional tobacco holder, into which the treacly tobacco pieces must be placed with the appropriate compactness. At the bottom of the cylindric body of the tobacco holder
5 there is concentric bore, through which the air smoked by the smoker gets into the water jar, through the tobacco holder and the incandescent tobacco from it. Towards that only the air and the smoke get into the water jar, in the case of the solution they used a separate closing element, that closes the mouth in the right manner and on the right time, so that the tobacco can't go into the pipeline, and can't block it. On the top of the
10 tobacco holder, supposedly, the live coal or the cinder is placed in a traditional way, separated by a heat transmitter but refractory plate, which keeps the coal from underneath incandescent. At this solution there is no possibility to place the tobacco in a clean way, differently than the traditional insertion.

DE 202006007362 discloses a narghile, where there have also been made some
15 structural changes, so that they could place filters that filter harmful substances. The solution does not contain any solution or recommendation to a different placement or dosage of the tobacco, than the traditional one.

Wo2006085126 discloses a narghile in the case of which the incandescence of the tobacco from the tobacco holder is made by electric heating, in a controlled way, but the
20 tobacco is placed in the tobacco holder in a traditional way.

The goal of the invention is, the conception of a narghile with improved characteristics, but not very different from the traditional structure, that makes possible the hygienic placement of the tobacco into the tobacco holder. Furthermore, the goal of the invention is to assure a more secure placement of the heat transmitter that ensures the heat for the
25 live coals that are already placed in the tobacco holder. My further goal is, a less flammable narghile than the ones that are traditionally used.

My invention is based on the finding that, the enumerated disadvantages can be ceased at one blow, if I assure the tobacco as a ready-to-use accessory, prepared in advance, which can be placed inside the narghile easily, without getting our hand dirty.
30 Furthermore, I found that by a simple structural change I can assure that the live coals remain in place.

Although, at traditional narghiles there such solutions that recommend tobacco capsules for use in narghiles, they are all conceived, with no exception, for the traditional tobacco, and are designed for traditional narghiles. For example, EP 0311581 presents a tobacco holder that is made of a cup-like receptacle that contains the dried and chopped tobacco and the bottom and top sides are closed by foils, that must be removed before
5 using the capsule. After taking off the top covering foil, the tobacco from the receptacle can be lit in a traditional way, while, by removing the foil from the bottom of the receptacle the preconceived openings become free, so that through the person who uses the narghile, with the help of the receptacle placed in the narghile, the air could
10 penetrate. This solution can turn out useful through the structure, functioning and sizes of traditional pipes, but not in the case of the water pipe. This happens because in the case of treacly tobacco these openings at the bottom of the capsule do not assure enough air flux through the capsule. Because of the capsule the use of separate, traditional tobacco holder is inevitable, in which the capsule must be placed. At the same time, it is
15 not sure that the central channel of the tobacco holder coincides with openings of the capsule, and if the openings are designed closer to the periphery of the capsule, the air from the capsule at the bottom of the tobacco holder can't effuse in the appropriate quantity.

As long as we design larger openings, the tobacco can come out of the capsule without
20 wanting it, during the smoking, and can pollute the tobacco holder, and can go in the valves of the narghile's body, and can block it in the worst case.

US 3,792,704 describes a prefabricated tobacco capsule that can be used with traditional narghiles, and that has on the inside, at the bottom a filter, which filters the harmful substances from the air flux smoked through the capsule. The solution has two parts, the
25 tobacco capsule itself, that contains the dry, ground, chopped tobacco and the filter placed in different ways, and a deposited element that serves to receive the capsule on one part, on the other part by its design assures that the appropriate flux goes outside the tobacco capsule too. In the case of tobaccos used in narghiles we must take into consideration that the treacle and the fruit syrup can melt during the smoking and in
30 some circumstances can run out of the tobacco holder. That is why, it is important where the openings are placed at the bottom of the enclosed jar, what is their size and

their shape.

Thus, I found the solution of the task by a narghile that contains body, heat transmitter and combustible admitting unit for the heating of the tobacco, tobacco holder, water jar, hose, where the enumerated components are associated in such way that they make
5 possible the guided passing of the air through the hose by the person who uses the narghile. I developed this narghile pursuant the invention, so that the tobacco holder contains a closed bowl that contains the tobacco or the tobacco mixture or the tobacco mass, or it is conceived as such a bowl, which with its underside is attached to the top side of the water jar, with its top side it is attached to the underside of the heat
10 transmitter unit, where on the top side of the water jar and the underside of the heat transmitter unit on the top and underside of the closed bowl there are conceived some elements that form at least one air duct, that stretch into the inner space of the bowl which is placed in the narghile's tobacco holder and through this they assure the admission of the air through the bowl on one part, on the other part they prevent, that
15 the tobacco the bowl falls out in pieces or in liquid state from the bowl.

The recommended solution makes possible the formation of "tobacco tins", that do not dry, are hygienic, can be easily stored, transported and when placing it inside the narghile all we have to do is to cease the closed feature of the bowl before we use it.

That is why, in the most simple case, we form the bottom and top side of the closed
20 bowl used in the tobacco holder, in such manner so that it can be easily perforated. Because the bowl must be made by all means of refractory material, that is why it is practical to constitute the bottom and top side of bowl from slim metallic foil. Of course there is no impediment for the sides of the bowl to be made of fine foil, but in the interest of keeping the needed form, it is practical to make the sides of the bowl of a
25 more rigid material.

Pursuant to an advantageous form of the narghile according to the invention the originally closed bowl constitutes the tobacco holder, and the look is adjusted to the narghile's look, meaning the shape, the decoration is not different from the other pieces of the narghile, and the bottom of the bowl is laid on the top side of the narghile's body
30 as a support, and the body contains at least one, but advantageously more, more advantageously at least five or six prominent channels as some thorns, that can penetrate

as a gasket in the underside of the originally closed bowl.

Pursuant to another advantageous form of the narghile according to the invention, is when the closed bowl is placed in a larger tobacco holder, and on the bottom of the tobacco holder there are conceived some thorny channels that penetrate into the bowl's
5 underside.

In this case it is practical and advantageous, if the closed bowl or its size, or the through the gasket conceived in the tobacco holder, is aligned to the tobacco holder in such way that the air sucked through the narghile crosses through the tobacco holder bowl.

It is advantageous pursuant to the invention, if the bowl that contains the tobacco is
10 made of a material used in the tin industry, advantageously of aluminum. In this case the inner side of the bowl can be provided with a separate coating, which assures the unchanged preservation of the original flavor and consistency of the tobacco closed in the bowl.

It is advantageous pursuant to the invention, if the tobacco holder, and the
15 complementary bowl are tapering, which helps the easy insertion of the bowl into the tobacco holder, respectively, the closed bowl obstructs the tobacco holder, this way the air goes through the bowl and through the tobacco that is in it, by all means.

Another disadvantage of the narghiles presented in the introduction can be eliminated, if top side of the closed bowl is used also as a separating layer, which assures that the
20 tobacco from the tobacco holder does not burn, but it is heated at the right temperature, a fact that results in the flavored smoke in the course of smoking narghiles. Of course we need to assure for this, that the air sucked by the person or people who use the narghile could pass through the bowl, this way not only the bottom, but also the top side has to be pervious to the air.

Pursuant to the invention, it is advantageous that the top of the tobacco holder is
25 perforated, and it can be placed on the tobacco holder, or it can be articulately bent over it, and the perforated lid or grid is provided with a thorny channel, which advantageously perforates the top side of the bowl when it is placed on the tobacco holder.

30 Besides as it is possible to use live coals in a traditional way, that can be placed on the

top of the tobacco holder or on the top of some closed bowl used as tobacco holder, and all this is covered with a refractory coating that controls the air flux, there is the possibility to use a separate tool conceived as a separate heat transmitter to heat the tobacco, which on one part includes the heating tool, on the other part by its size and shape assures that the tobacco holder does not slide down from the advantageously closed bowl's top.

It is advantageous pursuant to the invention, if the grid has an up oriented margin, that assures the fixing of the live coals or cinder for the purpose of heating, in this case the grid is the heat transmitter unit of the narghile.

10 The grid, pursuant to an advantageous form of the invention, is attached close to an overlay closing the figure, and closes the tobacco unit and the heat transmitter unit in the course of using the narghile.

The invention will be described in more details by means of the attached drawing, on which I represent the recommended narghile's form, wherein

15 Fig. 1 is the schematic longitudinal section of the narghile pursuant to the invention; Fig. 2 is the representation of the linking domains of the tobacco holder to the narghile and the heat transmitter unit, on a bigger scale, as an example; and Fig. 3 shows the possible shaping of thorns that form a part of the narghile's tobacco unit pursuant to the invention, partly in segment.

20 The narghile from WO 2006085126, mentioned earlier, at the background art, contains all the characteristic notes of narghiles, and its functioning also corresponds to the usage of traditional narghiles, this way, I fully make references to the briefing of the above mentioned document; in this presentation I emphasize the differences from that invention, to an extent that helps the understanding of this invention.

25 On the first figure I presented version of an advantageous form of the narghile, which is traditional in essence of the water jar (1). The inlet (2) and the one outlet (3) of the water jar that can be seen on the figure are placed on the water jar (1) in a traditional way. Obviously, there can be more outlets (3), depending on the people's number who use the narghile. In the inlet (2) of the water jar or narghile body (5) is placed that
30 embodies the hose (4). Regularly, between the body (5) and the water jar (1) there is

insulation (6). In the same way, regularly, on the outlet (3) there is insulation, and through the insulation (7) the valve (8) seen on the figure joins the outlet of the water jar, which, together with the mouthpiece, which can't be seen on the figure, constitute the smoke suction unit. The valve (8) is attached to the cigarette holder which can't be
5 seen on the figure. Water (9) is poured on the inside of the water jar (1). It is conceivable that instead of water (9) the water jar (1) contains other fluids, but most of the time we use water (9) as fluid. The level of the water (9) is as high as it does not touch the outlet (3), but the body's bottom, as well as the hose (4) immerse in the water (9) as a siphon, almost to the bottom of it.

10 On the presented basic body the top side of body (5) flares out as a plate, and extends as plate towards the top. In the central orifice, which is the hose (4) in the same time, there is a filter (10), in this case closed, which has the duty to filter in the most perfect way, the content of harmful substances from the smoke. The material, the size, and shape of the filter (10) is presented in many documents, this way I simply emphasize that the
15 form of the filter makes possible its placement, its withdrawal, changing by a simple movement.

The duty of the plate (11) from the top end of the body (5) or firmly united with it (for example, attached firmly or soldered to it) is the admission and retention of the used tobacco in the narghile. Pursuant to the invention the plate (11) does not have a cup
20 shape, often a decorated metallic or ceramic element, but in the case of one of the simplest form, it is a simple plate (11), and from its bottom, on the example, there emerging six thorns (12). Before using the narghile, we place on the plate (11) a tobacco holder bowl (13).

The inside of the bowl (13) is conceived as a disposable, closed bowl (13) that contains
25 tobacco (14), its form resembles tin or lately, the capsules containing coffee, used at coffee machines. The bowl (13) has a practical rigid side (13a), to which there are attached the bottom (13b) and top side (13c) conceived from fine metallic foil.

The bowl (13) which is the tobacco holder itself in this case, can be stung on the bowl (11), in such way, that the thorns (12) coming out from the plate (11) struck the bottom
30 (13 b) of the plate (13), which has two roles. On one part, the thorns (12) hold the bowl (13), this way it can't drop off from the plate (11) by itself, accidentally or by an

unintended bump. On the other side, the special conception of the thorns (12) assures that the sucked air through the bowl can come out of the bowl (13), in the meantime, the moisture content of the tobacco (14) from the bowl (13), slurred in the bowl (11) can't come out, and can't block the hose (4) of the narghile, and can't contaminate the filter (9) until inefficiency. The linking of the thorns (12) with the bowl (13) are presented in detail later in my description.

As it can be seen on Fig 1 on the top of bowl (13) used as tobacco holder a fire basket (15) is placed as a part of and constituting the tobacco heating and heat transmitter unit. The outline of the fire basket is practically oriented to the outline of the bowl (13) used as tobacco holder, for example, in the case of a cylindrical bowl (13) the circular brim (15a) suits in a relatively playful manner the top side (13c) of the bowl (13), respectively the top brim of the bowl (13), preventing the falling out of the fire basket on the side. The fire basket is trussing, so that the heat of the live coal from it, -that can be provided by combustible, or charcoal- can most efficiently touch the top of the bowl (13) and the tobacco (14) from it. At the bottom of the fire basket (15) there are some preeminent thorns, that resemble the configuration of the other thorns (12), but it is not necessary to have the same length, because there are is no fluid on the top that can leak out.

The fire basket (15) has a top brim (15b), which prevents the falling out of the combustible (17), and as it can be seen on the Fig. 2, in this case it can have a permeable and fireproof cap (18), that closes the combustible (17) inside the fire basket (15).

The fire basket (15) and the bowl (13) from underneath have the regular overlay (19) of the narghiles, that esthetically matches the other parts of the narghile, provides the necessary quantity of air flux, and protects the bowl (13) and the combustible (17) from falling out, from touching.

On Fig. 2 I presented a possible conception of the tobacco holder and the tobacco heating, heat transmitter unit and their attachment, in sketch, segment, on a bigger scale. The body (5), the hose (4), the centrally inclined plate (11), the thorns (12) and the bowl (13) are recognizable on the figure. We can see four thorns (12) on the figure, but by the description it is obvious to specialists that the number of thorns (12) can be different. The thorn (12a) presented on the left side of the figure can be fixed to the

plate (11) in any known way, and although it stands vertically upwards on the figure, its direction has no importance, it can also be a bit aslope. As it can be seen on a larger scale at Fig. 3, the thorn (12a) from the left side is as a matter of fact a duct, that provides this way an air-duct (20) for the air the goes through the bowl (13) (by the person who uses the narghile). The top end of the thorn (12a) is pointed and aslope as an injection syringe, to facilitate the striking of the bowl's (13) bottom (13b), and the air-duct's (20) upper orifice (21) is placed on the top of the thorn (12).

The conception of the thorn (12) is not limited to the previously presented shape. For example, on the left side of the 2nd figure, close to the hose (4), I presented such a thorn (12b) that -containing air-duct (20) of course- has a brim on the top end, the slightly preeminent brim provides the struck of the bowl's (13) bottom (13b). At the root of the thorn (12) there is an orifice (22) that releases the air.

While the previous two thorns (12a, 12b) had a simple, tube like shape, on the right side of the Fig. 2, close to the hose (4) I presented such a thorn (12c) which narrows from the top to the bottom. Its advantage is that such tapered thorns (12c) by striking the underside (13b) staunch the bottom of the bowl (13), this way the moisture from bowl (12), the fluid -that comes into existence in the case of the jelly, jam-like tobacco, containing treacle- can't run out of the plate (11). In this case the fluid gathers on the bottom of the bowl (13), that is why, in practice, they penetrate in at height of least 4-6 mm into the inside of the bowl (13), so that the liquid gathered on the bottom can't run out of the air-ducts.

The top end of this thorn (12c), that penetrates into the bowl (13) is hook-like, and underneath the head of the hook, on the side there is the inlet of the air-duct (21), and the outlet of the air-duct (22) is developed also at the root of the thorn(12c).

The thorn (12d) at the right side of the Fig. 2 has a larger head, and strucks the bottom (13b) of the bowl (13) on a larger surface, and the bowl (13) material from the thorn's (12d) mantle takes care of the liquid gasket. For a specialist, according to the description and the drawing, it is obvious that other kinds of thorns can also be developed, without deviating from the patent protection domain of the invention.

The fire basket (15) in the case of the shape from Fig. 2 is not simply placed on the bowl (13) but it has a brim (23) around the plate (11) as a vertical skirt, and on the top

edge of the brim there is the attached articulate tilted fire basket (15). In the course of using the narghile we tilt the empty fire basket (15), we place the bowl (13) containing the tobacco (14) as tobacco holder, or we push it against the plate's (11) thorns (12) or we simply place it on the plate (11), then we tilt back the fire basket (15) in its normal
5 position. During this, the thorns (16) coming out from the fire basket's (15) bottom tear the top side (12c) of the bowl, assuring that the appropriate quantity of air crossing through it, goes into bowl's (13) interior, furthermore, they push the bowl (13) against the plate's (11) thorns (12), and they penetrate inside the bowl (13), as described before. The fire basket (15) can be attached on the edge (23) with a fixing structure (for
10 example spring-tongue), known by specialists, for example diametrically with joints, but this is not necessary. The fire basket (15) can also be moved with the combustible (16), in this case it is practical if we attach to the fire basket (15) a handle, that can't be seen on the drawing; in this case moving the burning fire basket (15) is not a problem.

If we achieve the shape shown in Fig 1, then the tobacco unit is constituted solely of the
15 bowl (13), and the outlook of the bowl (13) can be decorative, it can be oriented after the different traditional designs of the narghiles, or it can be used as advertising surface. Even though it is not in description and it is not shown on the figure, in most cases the bowl (13) is a cylindrical, circular bowl, but it can have any shape, at will: triangular, hexagonal or of any kind of amorphous layout.

20 In the case of another shape, the top end of the body (5) does not end in a plate (11) provided with thorns (12), but it is conceived as receiver nest, in which the bowl (13) is inserted before using the narghile. On the bottom of this nest, which can't be seen on this figure, there are also thorns (12), but the outside, in case of cylindrical the mantle surface, can be adjusted to the narghile aspect from an esthetic point of view and from
25 the design's point of view. In this case the overlay (19) does not cover the tobacco unit, but it is simply attached to the top edge of it. The bowl (13) or its size can be fitted in the nest, in such way that the air sucked through the narghile crosses exclusively through the bowl (13) that contains the tobacco (14).

The known flammability of the narghiles can be reduced if, besides the mantle (23)
30 running around the plate's (11) edge, we conceive a second edge (25), which, together with the other edge (23) form a ring shaped space (26) for closing water, in which water

can be poured. Its advantage is that by the appropriate size of the space (26) (and by the water poured in), next to the overlay (19), it can be also achieved that in case of tipping over the narghile, the combustible (17) pieces from the fire basket(15) fall into the water poured into the space (26), then to the overlay (19), and there, after dying down, the

5 flammability can be reduced.

Claims

1. A narghile, comprising

- a body (5),
- a heat transmitter unit for the reception of combustible charge (17) and for heating
5 of tobacco (14),
- a tobacco holder,
- a water jar (1),
- a smoke suction unit,

wherein enumerated components are associated in such way that they make possible the
10 guided passing of the air through the smoke suction unit by a smoker using the narghile,
characterized in that

- the tobacco holder means includes or is formed as a disposable closed bowl (13),
containing tobacco (14), tobacco mixture or tobacco mass,
- said closed bowl (13) is attached with its bottom side (13b) to the top of the
15 narghile's water jar (1),
- said closed bowl (13) is associated with its top side (13c) to the bottom side of the
heat transmitter unit,

wherein

- one or more elements resulting flaws are formed in the top and bottom side (13b,
20 13c) of the closed bowl (13) at the top of the water jar (1) and at the bottom side of
the heat transmitter unit,
- said elements assure streaming of the air through the bowl (13) arranged in the
narghile by stretching inside the bowl (13) and prevent falling or flowing out of the
granular or liquid tobacco (14) from the bowl (13).

25 2. The narghile according to claim 1 characterized in that the elements that assure the air
flux through the bowl (13) by penetrating into the inside of the bowl (13) and prevent
the falling out of the tobacco (14) in pieces or in a liquid state from the bowl (13) are
thorns (12,16) provided with inner air-duct (20) and inlet and outlet orifices (21,22).

30 3. The narghile according to claim 1 or 2 characterized in that at least the bottom or the
top side (13b, 13c) of the bowl (13) are conceived from fine metallic foil.

4. The narghile according to claim 3 characterized in that the side (13a) of the bowl (13)

is conceived from a more rigid metallic foil.

5. The narghile according to claim 3 or 4 characterized in that the bowl (13) that contains the tobacco is made advantageously of aluminum used in the tin industry.

6. The narghile according to any one of claims 3 to 5, characterized in that the interior
5 of the bowl (13) is provided with a coating that assures the unchanged preservation of the original flavor and consistency of the tobacco placed and closed in the bowl.

7. The narghile according to any one of claims 1 to 6, characterized in that the originally closed bowl (13) itself constitutes the tobacco holder.

8. The narghile according to any one of claims 1 to 6, characterized in that the closed
10 bowl (13) is placed in a larger, receiving nest, where, on the bottom of the nest there are fixed some thorns that penetrate in the bowl's (13) underside.

9. The narghile according to claim 8, characterized in that the nest and the bowl (13) that is adjusted to it is tapering, facilitating the placement in the nest, the staunching of the bowl (13) and the crossing of the air exclusively through the bowl (13) and the
15 tobacco from the bowl.

10 The narghile according to any one of claims 1 to 9, characterized in that it has a perforated fire basket (15) that can be placed on the tobacco holder or bent to nit, provided with at least one thorn (16) that assures the admission of the air in the bowl (13).

20 11. The narghile from claim 10, characterized in that the fire basket (15) is provided with an upwards oriented edge (15b) that assures the lack of falling out of the combustible (17).

12. The narghile according to claim 10 or 11, characterized in that the fire basket (15) is attached to the overlay (19), that covers the tobacco holder and the heat transmitter/in
25 the course of using the narghile, closing the form.

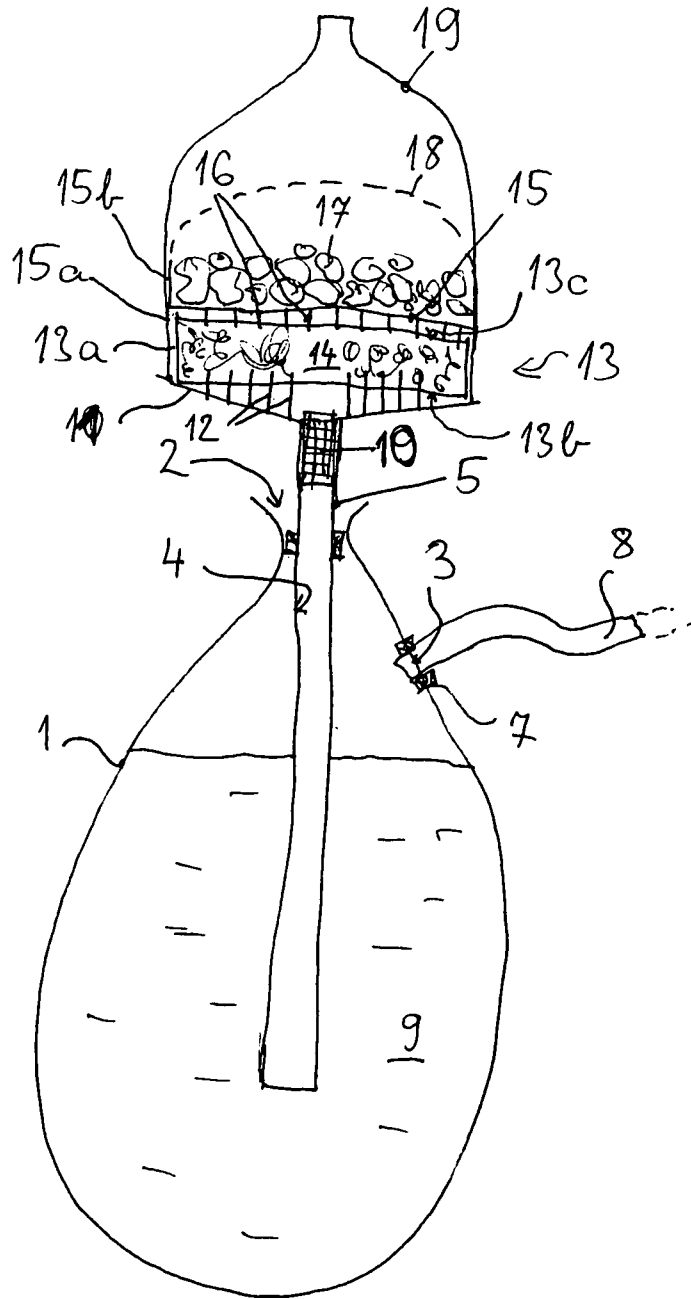


Fig. 1

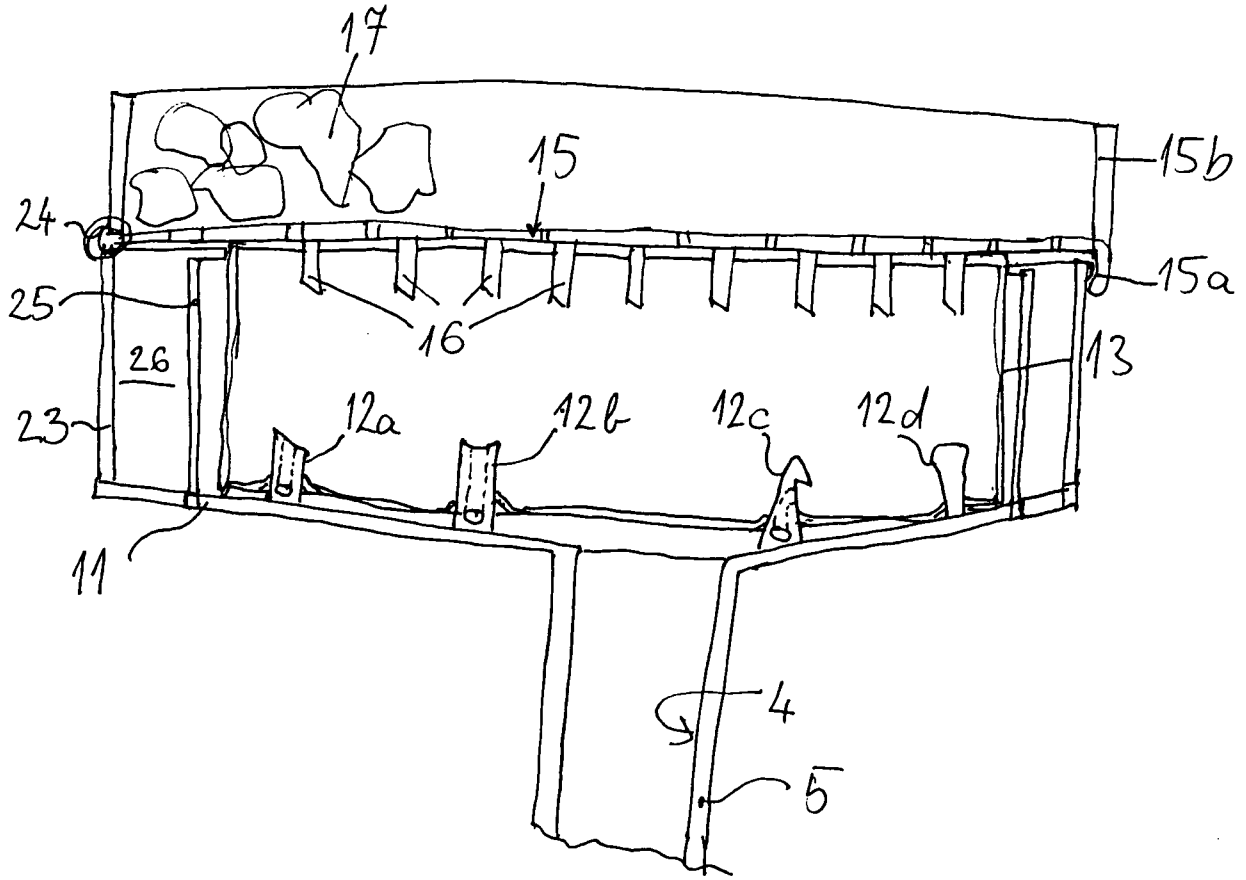


Fig. 2

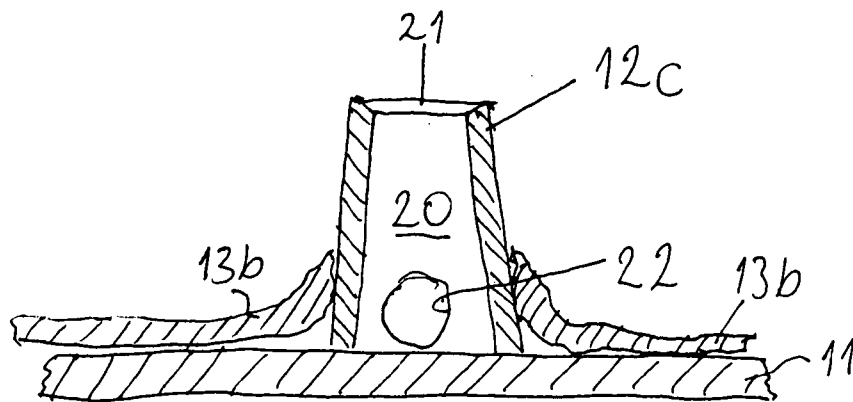


Fig. 3