



US00D649102S

(12) **United States Design Patent**
Gallert

(10) **Patent No.:** **US D649,102 S**

(45) **Date of Patent:** **** Nov. 22, 2011**

(54) **AUTOMOBILE WHEEL**

(75) Inventor: **Michael Gallert**, Stuttgart (DE)

(73) Assignee: **Dr. Ing. h.c. F. Porsche**
Aktiengesellschaft, Stuttgart (DE)

(**) Term: **14 Years**

(21) Appl. No.: **29/338,937**

(22) Filed: **Jun. 22, 2009**

(30) **Foreign Application Priority Data**

Dec. 22, 2008 (EM) 001061303

(51) **LOC (9) Cl.** **12-16**

(52) **U.S. Cl.** **D12/211**

(58) **Field of Classification Search** D12/204-213;
301/37.101, 64.101, 65, 64.201
See application file for complete search history.

(56) **References Cited**

U.S. PATENT DOCUMENTS

D402,251 S * 12/1998 Timm D12/211
D429,681 S * 8/2000 Cullen D12/211
D457,478 S * 5/2002 Minamisawa D12/211

D510,554 S * 10/2005 Markefka D12/211
D521,438 S * 5/2006 Nordmann D12/211
D539,724 S * 4/2007 Muzzarelli D12/211
D558,118 S * 12/2007 Hueller D12/211
D589,428 S * 3/2009 Scheu D12/211
D593,474 S * 6/2009 Flueckiger D12/209
D597,919 S * 8/2009 Atwell D12/211
D598,834 S * 8/2009 Juergens et al. D12/209
D605,574 S * 12/2009 Abdallah D12/211
D620,862 S * 8/2010 Pollmann D12/209
D626,053 S * 10/2010 Groom D12/211

* cited by examiner

Primary Examiner — Stacia Cadmus

(57) **CLAIM**

The ornamental design for an automobile wheel, as shown and described.

DESCRIPTION

FIG. 1 is a front elevational view of an automobile wheel, showing my new design;
FIG. 2 is a perspective view thereof;
FIG. 3 is a left-side view thereof;
FIG. 4 is a right-side view thereof;
FIG. 5 is a bottom, plan view thereof; and,
FIG. 6 is top, plan view thereof.

1 Claim, 3 Drawing Sheets





FIG. 1



FIG. 2




FIG. 3




FIG. 4




FIG. 5




FIG. 6