



US00D372235S

United States Patent [19] Starck

[11] **Patent Number:** **Des. 372,235**

[45] **Date of Patent:** ****Jul. 30, 1996**

[54] **TELEVISION SET**

D. 354,282 1/1995 Koo et al. D14/126

[75] Inventor: **Philippe Starck**, Paris, France

[73] Assignee: **Thomson Consumer Electronics (Societe Anonyme)**, Courbevoie, France

[**] Term: **14 Years**

[21] Appl. No.: **44,261**

[22] Filed: **Sep. 21, 1995**

Primary Examiner—Terry A. Wallace
Assistant Examiner—Richelle Shelton
Attorney, Agent, or Firm—McAulay Fisher Nissen Goldberg & Kiel, LLP

[57] CLAIM

The ornamental design for a television set, as shown and described.

Related U.S. Application Data

[62] Division of Ser. No. 26,656, Aug. 2, 1994, Pat. No. Des. 365,557.

[30] Foreign Application Priority Data

Feb. 4, 1994 [FR] France 94 0627

[52] **U.S. Cl.** **D14/126**

[58] **Field of Search** D14/113, 124-134;
312/7.2; 348/825, 836, 838

DESCRIPTION

FIG. 1 is a front view of a television set showing my new design;

FIG. 2 is a left side elevation view thereof, the right side elevation view being a mirror image;

FIG. 3 is a top plan view thereof;

FIG. 4 is a rear elevation view thereof; and,

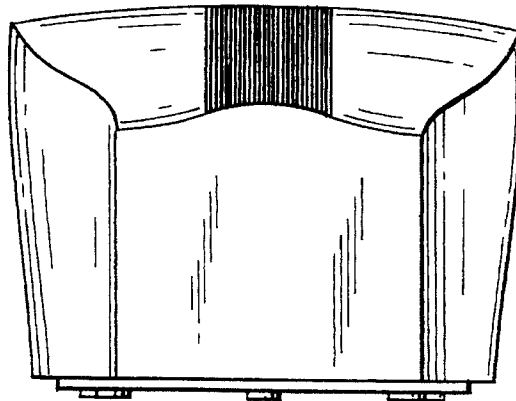
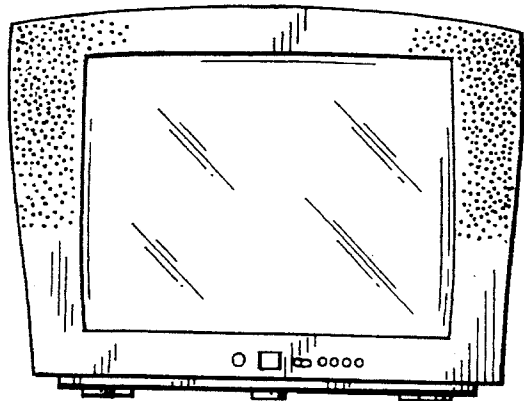
FIG. 5 is a bottom plan view thereof.

References Cited

U.S. PATENT DOCUMENTS

D. 316,407 4/1991 Yoshikawa et al. D14/126

1 Claim, 2 Drawing Sheets



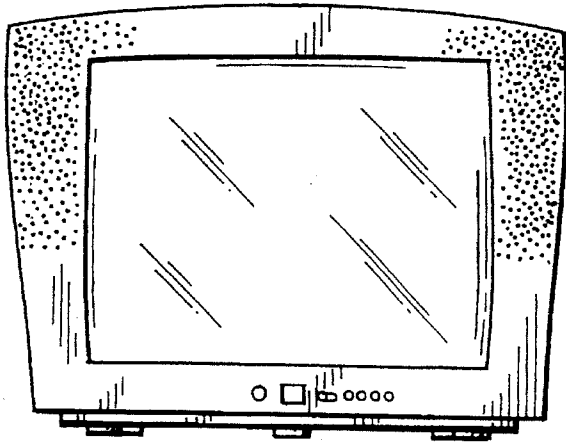


FIG. 1




FIG. 2

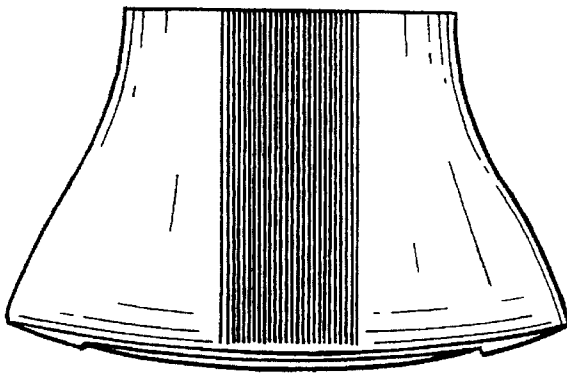


FIG. 3

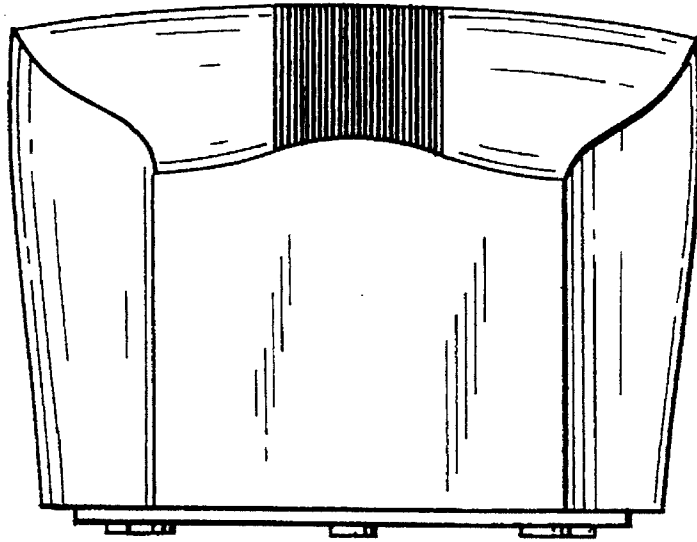


FIG. 4

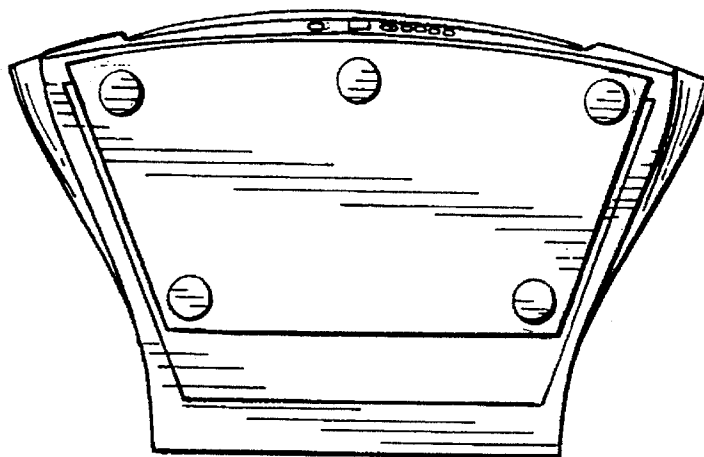


FIG. 5