



US00D379181S

# United States Patent [19]

[11] Patent Number: Des. 379,181

Sawano et al.

[45] Date of Patent: \*\*May 13, 1997

[54] **COMBINED PAGER, TELEPHONE DIALER AND ELECTRONIC CALCULATOR HAVING THE FUNCTIONS OF TELEPHONE BOOK, ADDRESS BOOK, CALENDAR, SCHEDULE BOOK AND MEMO BOOK**

D. 367,494 2/1996 Ohki ..... D18/2  
D. 367,861 3/1996 Scheid et al. .... D14/191

[75] Inventors: **Tadahisa Sawano, Hachioji; Haruki Ota, Kanagawa, both of Japan**

*Primary Examiner*—Sandra L. Morris  
*Assistant Examiner*—Nanda Bondade  
*Attorney, Agent, or Firm*—Frishauf, Holtz, Goodman, Langer & Chick

[73] Assignee: **Casio Computer Co., Ltd., Tokyo, Japan**

### [57] CLAIM

[\*\*] Term: **14 Years**

The ornamental design for a combined pager, telephone dialer and electronic calculator having the functions of telephone book, address book, calendar, schedule book and memo book, as shown and described.

[21] Appl. No.: **43,190**

### DESCRIPTION

[22] Filed: **Aug. 28, 1995**

FIG. 1 is a front elevational view of a combined pager, telephone dialer and electronic calculator having the functions of telephone book, calendar, schedule book and memo book showing our new design;

[51] LOC (6) Cl. .... **14-03**

[52] U.S. Cl. .... **D14/191; D14/144; D18/2**

[58] **Field of Search** ..... D14/100, 106, D14/115, 144, 188, 191-192, 244, 247, 299; D18/1-2, 6-7; 340/311.1; 364/706-707, 708, 709.01-709.09, 709.1, 709.16, 710; 455/92, 100, 124, 344

FIG. 2 is a right side elevational view thereof;

FIG. 3 is a left side elevational view thereof;

FIG. 4 is a top plan view thereof;

FIG. 5 is a bottom plan view thereof;

FIG. 6 is a rear elevational view thereof;

FIG. 7 is a perspective view thereof;

FIG. 8 is a front elevational view thereof with the cover closed; and,

FIG. 9 is a right side elevational view thereof with the cover closed.

### [56] References Cited

#### U.S. PATENT DOCUMENTS

D. 348,462 7/1994 Campbell ..... D14/191  
D. 354,072 1/1995 Yatabe ..... D18/7 X  
D. 355,166 2/1995 Sakaguchi et al. .... D18/7 X  
D. 365,843 1/1996 Komatsu ..... D18/7

**1 Claim, 3 Drawing Sheets**

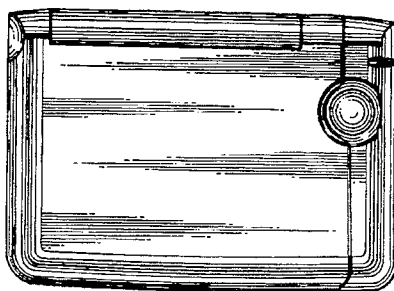



FIG. 4



FIG. 3



FIG. 1




FIG. 2



FIG. 5



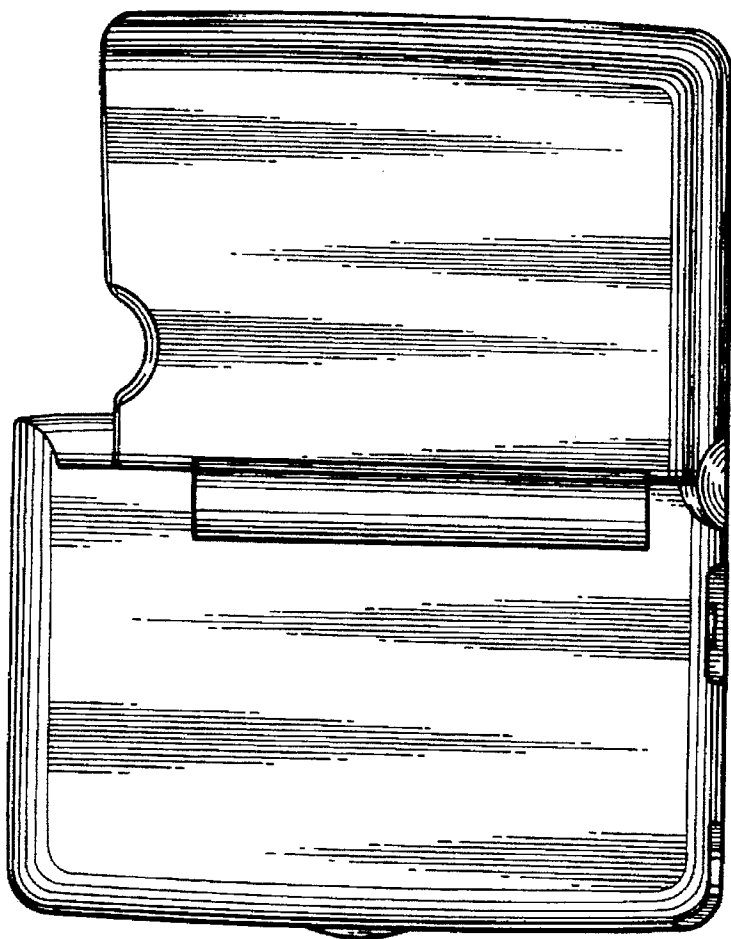


FIG. 6

FIG. 8

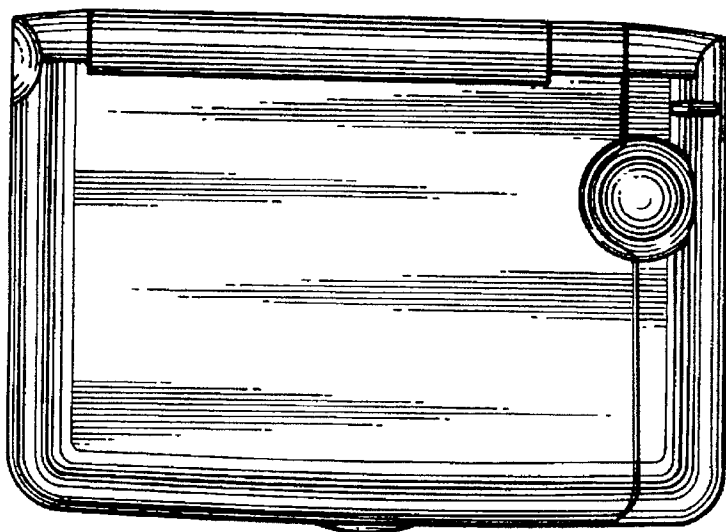


FIG. 9



FIG. 7

