United States Patent [19]

Huntington

[11] **Des. 264,335**

[45] ** **May 11, 1982**

[54] **ORNAMENTAL DESIGN FOR A MICROPHONE**

[75] Inventor: **Robert R. Huntington,** Lynchburg, Va.

[73] Assignee: **General Electric Company,** Lynchburg, Va.

[**] Term: **14 Years**

[21] Appl. No.: **127,927**

[22] Filed: **Mar. 6, 1980**

[51] **Int. Cl.** ..... **D14—03**
[52] **U.S. Cl.** **D14/12**
[58] **Field of Search** ..... D14/12, 92, 95; 179/178, 179, 121 R; 455/78, 89

[56] **References Cited**

U.S. PATENT DOCUMENTS

D. 162,882	4/1951	Rodgers-Bannister	D14/12
D. 203,187	12/1965	Deschamps	D14/12
D. 244,780	6/1977	Kobayashi	D14/12
D. 247,560	3/1978	Imazeki	D14/12
4,147,904	4/1979	Carpenter et al.	455/78
4,148,547	12/1979	Santana	455/89

Primary Examiner—Peter M. Caun
Attorney, Agent, or Firm—James J. Williams

[57] **CLAIM**

The ornamental design for a microphone, substantially as shown.

DESCRIPTION

FIG. **1** is a front view of my new design for a microphone;
FIG. **2** is a rear view of my new design;
FIG. **3** is a left side view of my new design;
FIG. **4** is a right side view of my new design; and
FIG. **5** is a top view of my new design.

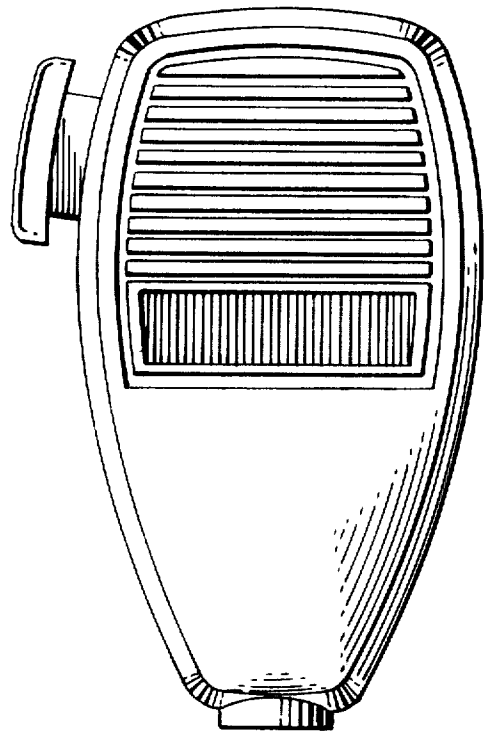

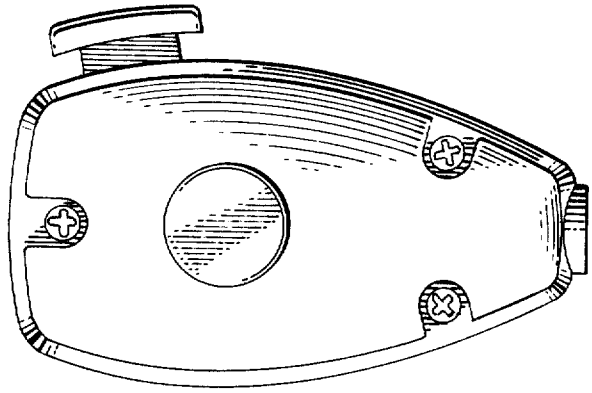

FIG. 2

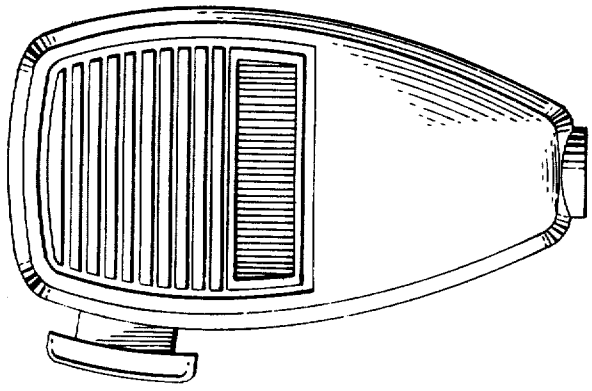

FIG. 1

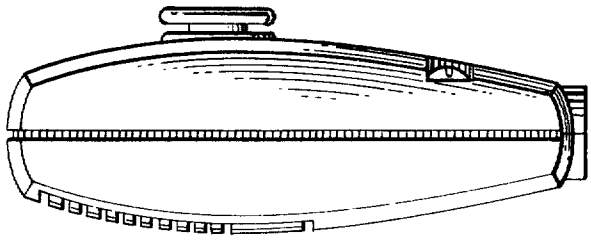

FIG. 4

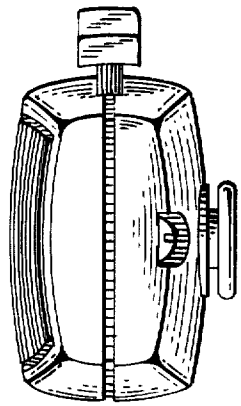

FIG. 5

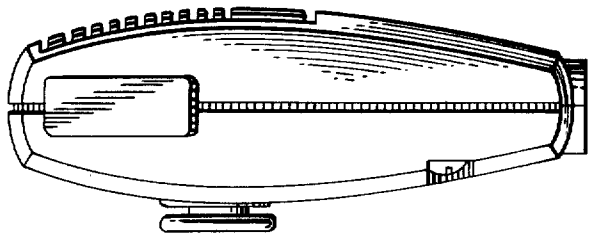

FIG. 3