



INTERNATIONAL APPLICATION PUBLISHED UNDER THE PATENT COOPERATION TREATY (PCT)

(51) International Patent Classification ⁶ : A61K 31/66, 31/50	A1	(11) International Publication Number: WO 98/18476 (43) International Publication Date: 7 May 1998 (07.05.98)
(21) International Application Number: PCT/US97/19648 (22) International Filing Date: 29 October 1997 (29.10.97) (30) Priority Data: 60/029,349 31 October 1996 (31.10.96) US (71) Applicant (for all designated States except US): MERCK & CO., INC. [US/US]; 126 East Lincoln Avenue, Rahway, NJ 07065 (US). (72) Inventors; and (75) Inventors/Applicants (for US only): LYNCH, Joseph, J., Jr. [US/US]; 126 East Lincoln Avenue, Rahway, NJ 07065 (US). SALATA, Joseph, J. [US/US]; 126 East Lincoln Avenue, Rahway, NJ 07065 (US). SWANSON, Richard, J. [US/US]; 126 East Lincoln Avenue, Rahway, NJ 07065 (US). FERMINI, Bernard [CA/US]; 126 East Lincoln Avenue, Rahway, NJ 07065 (US). (74) Common Representative: MERCK & CO., INC.; 126 East Lincoln Avenue, Rahway, NJ 07065 (US).		(81) Designated States: AL, AM, AU, AZ, BA, BB, BG, BR, BY, CA, CN, CU, CZ, EE, GE, HU, ID, IL, IS, JP, KG, KR, KZ, LC, LK, LR, LT, LV, MD, MG, MK, MN, MX, NO, NZ, PL, RO, RU, SG, SI, SK, SL, TJ, TM, TR, TT, UA, US, UZ, VN, YU, ARIPO patent (GH, KE, LS, MW, SD, SZ, UG, ZW), Eurasian patent (AM, AZ, BY, KG, KZ, MD, RU, TJ, TM), European patent (AT, BE, CH, DE, DK, ES, FI, FR, GB, GR, IE, IT, LU, MC, NL, PT, SE), OAPI patent (BF, BJ, CF, CG, CI, CM, GA, GN, ML, MR, NE, SN, TD, TG). Published <i>With international search report.</i>
(54) Title: METHODS OF TREATING OR PREVENTING CARDIAC ARRHYTHMIA		
(57) Abstract A method of treating or preventing supraventricular tachyarrhythmias is disclosed which comprises the use of a compound which selectively blocks the ultra-rapidly-activating delayed rectifier K ⁺ current (I _{Kur}) of the human atrium.		

FOR THE PURPOSES OF INFORMATION ONLY

Codes used to identify States party to the PCT on the front pages of pamphlets publishing international applications under the PCT.

AL	Albania	ES	Spain	LS	Lesotho	SI	Slovenia
AM	Armenia	FI	Finland	LT	Lithuania	SK	Slovakia
AT	Austria	FR	France	LU	Luxembourg	SN	Senegal
AU	Australia	GA	Gabon	LV	Latvia	SZ	Swaziland
AZ	Azerbaijan	GB	United Kingdom	MC	Monaco	TD	Chad
BA	Bosnia and Herzegovina	GE	Georgia	MD	Republic of Moldova	TG	Togo
BB	Barbados	GH	Ghana	MG	Madagascar	TJ	Tajikistan
BE	Belgium	GN	Guinea	MK	The former Yugoslav Republic of Macedonia	TM	Turkmenistan
BF	Burkina Faso	GR	Greece			TR	Turkey
BG	Bulgaria	HU	Hungary	ML	Mali	TT	Trinidad and Tobago
BJ	Benin	IE	Ireland	MN	Mongolia	UA	Ukraine
BR	Brazil	IL	Israel	MR	Mauritania	UG	Uganda
BY	Belarus	IS	Iceland	MW	Malawi	US	United States of America
CA	Canada	IT	Italy	MX	Mexico	UZ	Uzbekistan
CF	Central African Republic	JP	Japan	NE	Niger	VN	Viet Nam
CG	Congo	KE	Kenya	NL	Netherlands	YU	Yugoslavia
CH	Switzerland	KG	Kyrgyzstan	NO	Norway	ZW	Zimbabwe
CI	Côte d'Ivoire	KP	Democratic People's Republic of Korea	NZ	New Zealand		
CM	Cameroon			PL	Poland		
CN	China	KR	Republic of Korea	PT	Portugal		
CU	Cuba	KZ	Kazakstan	RO	Romania		
CZ	Czech Republic	LC	Saint Lucia	RU	Russian Federation		
DE	Germany	LI	Liechtenstein	SD	Sudan		
DK	Denmark	LK	Sri Lanka	SE	Sweden		
EE	Estonia	LR	Liberia	SG	Singapore		

TITLE OF THE INVENTION
METHODS OF TREATING OR PREVENTING CARDIAC
ARRHYTHMIA

5 BACKGROUND OF THE INVENTION

This application discloses a method of treating or preventing atrial arrhythmias which utilizes compounds which are selective blockers of the ultra-rapidly-activating delayed rectifier K⁺ current (I_{Kur}) of the human atrium.

10 Atrial flutter and/or atrial fibrillation (AF) are the most commonly sustained cardiac arrhythmias in clinical practice and are likely to increase in prevalence with the aging of the population. Currently, AF affects more than 1 million Americans annually, represents over 5% of all admissions for cardiovascular diseases and
15 causes more than 80,000 strokes each year in the United States. While AF is rarely a lethal arrhythmia, it is responsible for substantial morbidity and can lead to complications such as the development of congestive heart failure or thromboembolism. Currently available Class I and Class III antiarrhythmic drugs reduce the rate of recurrence of
20 AF, but are of limited use because of a variety of potentially adverse effects including ventricular proarrhythmia. Because current therapy is inadequate and fraught with side effects, there is a clear need to develop new therapeutic approaches.

Although various antiarrhythmic agents are now available
25 on the market, those having both satisfactory efficacy and a high margin of safety have not been obtained. For example, antiarrhythmic agents of Class I, according to the classification scheme of Vaughan-Williams ("Classification of antiarrhythmic drugs", *Cardiac Arrhythmias*, edited by: E. Sandoe, E. Flensted-Jensen, K. Olesen; Sweden, Astra, Sodertalje,
30 pp 449-472, 1981) which cause a selective inhibition of the maximum velocity of the upstroke of the action potential (V_{max}) are inadequate for preventing ventricular fibrillation. In addition, they have problems regarding safety, namely, they cause a depression of myocardial contractility and have a tendency to induce arrhythmias due to an

inhibition of impulse conduction. β -adrenergic receptor blockers and calcium channel (IC_a) antagonists which belong to Class II and IV, respectively, have a defect in that their effects are either limited to a certain type of arrhythmia or are contraindicated because of their cardiac depressant properties in certain patients with cardiovascular disease. Their safety, however, is higher than that of the antiarrhythmic agents of Class I.

Antiarrhythmic agents of Class III are drugs that cause a selective prolongation of the action potential duration (APD) without a significant depression of the maximum upstroke velocity (V_{max}). Available drugs in this class are limited in number. Examples such as sotalol and amiodarone have been shown to possess interesting Class III properties (Singh B.N., Vaughan Williams E.M., "A third class of antiarrhythmic action: effects on atrial and ventricular intracellular potentials and other pharmacological actions on cardiac muscle of MJ 1999 and AH 3747", *Br. J. Pharmacol* 1970; 39:675-689, and Singh B.N., Vaughan Williams E. M., "The effect of amiodarone, a new anti-anginal drug, on cardiac muscle", *Br. J. Pharmacol* 1970; 39:657-667), but these are not selective Class III agents. Sotalol also possesses Class II (β -adrenergic blocking) effects which may cause cardiac depression and is contraindicated in certain susceptible patients. Amiodarone also is not a selective Class III antiarrhythmic agent because it possesses multiple electrophysiological actions and is severely limited by side effects (Nademanee, K., "The Amiodarone Odessey", *J. Am. Coll. Cardiol.* 1992; 20:1063-1065.) Drugs of this class are expected to be effective in preventing ventricular fibrillation. Selective Class III agents, by definition, are not considered to cause myocardial depression or an induction of arrhythmias due to inhibition of conduction of the action potential as seen with Class I antiarrhythmic agents.

Class III agents increase myocardial refractoriness via a prolongation of cardiac action potential duration (APD). Theoretically, prolongation of the cardiac action potential can be achieved by enhancing inward currents (i.e. Na^+ or Ca^{2+} currents; hereinafter IN_a and IC_a , respectively) or by reducing outward repolarizing potassium

K⁺ currents. The delayed rectifier (I_K) K⁺ current is the main outward current involved in the overall repolarization process during the action potential plateau, whereas the transient outward (I_{to}) and inward rectifier (I_{K1}) K⁺ currents are responsible for the rapid initial and
5 terminal phases of repolarization, respectively. Cellular electrophysiologic studies have demonstrated that I_K consists of two pharmacologically and kinetically distinct K⁺ current subtypes, I_{Kr} (rapidly activating and deactivating) and I_{Ks} (slowly activating and deactivating). (Sanguinetti and Jurkiewicz, "Two components of cardiac
10 delayed rectifier K⁺ current. Differential sensitivity to block by Class III antiarrhythmic agents", *J Gen Physiol* 1990, 96:195-215).

Class III antiarrhythmic agents currently in development, including d-sotalol, dofetilide (UK-68,798), almokalant (H234/09), E-4031 and methanesulfonamide-N-[1'-6-cyano-1,2,3,4-tetrahydro-2-
15 naphthalenyl)-3,4-dihydro-4-hydroxyspiro[2H-1-benzopyran-2,4'-piperidin]-6yl], (+)-, monochloride (MK-499) predominantly, if not exclusively, block I_{Kr}. Although, amiodarone is a blocker of I_{Ks} (Balser J.R. Bennett, P.B., Hondeghem, L.M. and Roden, D.M. "Suppression of time-dependent outward current in guinea pig ventricular myocytes:
20 Actions of quinidine and amiodarone", *Circ. Res.* 1991, 69:519-529), it also blocks I_{Na} and I_{Ca}, effects thyroid function, is as a nonspecific adrenergic blocker, and acts as an inhibitor of the enzyme phospholipase (Nademanee, K. "The Amiodarone Odessey". *J. Am. Coll. Cardiol.* 1992; 20:1063-1065). Therefore, its method of treating arrhythmia is uncertain.

25 Reentrant excitation (reentry) has been shown to be a prominent mechanism underlying supraventricular arrhythmias in man. Reentrant excitation requires a critical balance between slow conduction velocity and sufficiently brief refractory periods to allow for the initiation and maintenance of multiple reentry circuits to coexist
30 simultaneously and sustain AF. Increasing myocardial refractoriness by prolonging APD, prevents and/or terminates reentrant arrhythmias. Most selective Class III antiarrhythmic agents currently in development, such as d-sotalol and dofetilide predominantly, if not

exclusively, block I_{K_r} , the rapidly activating component of I_K found both in atrium and ventricle in man.

Since these I_{K_r} blockers increase APD and refractoriness both in atria and ventricle without affecting conduction *per se*,
5 theoretically they represent potential useful agents for the treatment of arrhythmias like AF. These agents have a liability in that they have an enhanced risk of proarrhythmia at slow heart rates. For example, torsades de pointes, a specific type of polymorphic ventricular
10 tachycardia which is commonly associated with excessive prolongation of the electrocardiographic QT interval, hence termed "acquired long QT syndrome", has been observed when these compounds are utilized (Roden, D.M. "Current Status of Class III Antiarrhythmic Drug
Therapy", *Am J. Cardiol*, 1993; 72:44B-49B). This exaggerated effect at slow heart rates has been termed "reverse frequency-dependence" and is
15 in contrast to frequency-independent or frequency-dependent actions. (Hondeghe, L.M., "Development of Class III Antiarrhythmic Agents", *J. Cardiovasc. Cardiol.* 20 (Suppl. 2):S17-S22).

The slowly activating component of the delayed rectifier (I_{K_s}) potentially overcomes some of the limitations of I_{K_r} blockers
20 associated with ventricular arrhythmias. Because of its slow activation kinetics however, the role of I_{K_s} in atrial repolarization may be limited due to the relatively short APD of the atrium. Consequently, although I_{K_s} blockers may provide distinct advantage in the case of ventricular arrhythmias, their ability to affect supra-ventricular tachyarrhythmias
25 (SVT) is considered to be minimal.

In intact human atrial myocytes, an ultra-rapidly activating delayed rectifier K^+ current, ($I_{K_{ur}}$), which is also known as the sustained outward current, I_{sus} or I_{so} , has been identified. This current has properties and kinetics identical to those expressed by the
30 human K^+ channel clone (hKv1.5, HK2) when isolated from the human heart and stably expressed in human (HEK-293) cell lines. (Wang *et al.*, "Sustained depolarization-induced outward current in human atrial myocytes. Evidence for a novel delayed rectifier K^+ current similar to Kv1.5 cloned channel currents", *Circ. Res.* 1993; 73:1061-1076; Fedida *et*

al., "Identity of a novel delayed rectifier current from human heart with a cloned K⁺ channel current", *Circ. Res.* 1993, 73:210-216; Snyders *et al.*, "A rapidly activating and slowly inactivating potassium channel cloned from human heart. Functional analysis after stable mammalian cell culture expression", *J. Gen. Physiol.* 1993, 101:513-543) and originally
5 cloned from rat brain (Swanson *et al.*, "Cloning and Expression of cDNA and genomic clones encoding three delayed rectifier potassium channels in rat brain", *Neuron* 1990, 4:929-939).

The ultra-rapidly activating delayed rectifier K⁺ current
10 (I_{Kur}) is believed to represent the native counterpart to a cloned potassium channel designated Kv1.5 and, while present in human atrium, it appears to be absent in human ventricle. Furthermore, because of its rapidity of activation and limited slow inactivation, I_{Kur} is believed to contribute significantly to repolarization in human atrium.
15 Consequently, a specific blocker of I_{Kur}, that is a compound which blocks I_{Kur} but has little or no effect on the other K⁺ channels of the heart, would overcome the short-comings and disadvantages of other currently used or developed agents. By retarding repolarization and prolonging refractoriness selectively in the human atrium without
20 causing the delays in ventricular repolarization, a selective I_{Kur} blocker would not produce arrhythmogenic after depolarizations and acquired long QT syndrome observed during treatment with current Class III drugs.

25 SUMMARY OF THE INVENTION

A method of treating or preventing supraventricular tachyarrhythmias is disclosed which comprises the use of a compound which selectively blocks the ultra-rapidly-activating delayed rectifier K⁺ current (I_{Kur}) of the human atrium with greater selectivity over the
30 rapidly-activating delayed rectifier K⁺ current (I_{Kr}), the slowly-activating delayed rectifier K⁺ current (I_{Ks}) or the inward rectifier K⁺ current, I_{K1}.

Additionally, a method of treating or preventing cardiac arrhythmia in mammals is presented which comprises the use of a compound which selectively blocks the ultra-rapidly-activating delayed rectifier K^+ current (I_{Kur}) of the human atrium with greater selectivity
5 over the rapidly-activating delayed rectifier K^+ current (I_{Kr}), the slowly-activating delayed rectifier K^+ current (I_{Ks}) or the inward rectifier K^+ current, I_{K1} .

Among the compounds which exemplify these methods of treatment or prevention are pyridazinones and phosphine oxides and
10 their derivatives which selectively block the ultra-rapidly-activating delayed rectifier K^+ current (I_{Kur}) of the human atrium with greater selectivity over the rapidly-activating delayed rectifier K^+ current (I_{Kr}), the slowly-activating delayed rectifier K^+ current (I_{Ks}) or the inward rectifier K^+ current, I_{K1} and are therefore effective in the treatment or
15 prevention of cardiac arrhythmia.

DETAILED DESCRIPTION OF THE INVENTION

A method of treating or preventing supraventricular tachyarrhythmias is disclosed which comprises the use of a compound
20 which selectively blocks the ultra-rapidly-activating delayed rectifier K^+ current (I_{Kur}) of the human atrium with greater selectivity over the rapidly-activating delayed rectifier K^+ current (I_{Kr}), the slowly-activating delayed rectifier K^+ current (I_{Ks}) or the inward rectifier K^+ current, I_{K1} .

25 Additionally, a method of treating or preventing supraventricular tachyarrhythmia is disclosed which comprises the block of the ultra-rapidly-activating delayed rectifier K^+ current (I_{Kur}) by a compound at a concentration of about $1\mu M$ or less and the concentration which blocks I_{Kur} by 50% (IC_{50}) is at least about 10 fold
30 lower than the concentration which blocks the slowly activating delayed rectifier potassium K^+ current (I_{Ks}), the rapidly activating and

deactivating delayed rectifier potassium current (I_{Kr}) or the inward rectifier K^+ current, I_{K1} .

5 A method of treating or preventing cardiac arrhythmia in mammals is presented which comprises the use of a compound which selectively blocks the ultra-rapidly-activating delayed rectifier K^+ current (I_{Kur}) of the human atrium with greater selectivity over the rapidly-activating delayed rectifier K^+ current (I_{Kr}), the slowly-activating delayed rectifier K^+ current (I_{Ks}) or the inward rectifier K^+ current, I_{K1} .

10 Additionally, a method of treating or preventing cardiac arrhythmia in mammals is presented which comprises block of the ultra-rapidly-activating delayed rectifier K^+ current (I_{Kur}) by a compound at a concentration of about $1\mu M$ or less and the concentration which blocks I_{Kur} by 50% (IC_{50}) is at least about 10 fold lower than the
15 concentration which blocks the slowly activating delayed rectifier potassium K^+ current (I_{Ks}), the rapidly activating and deactivating delayed rectifier potassium current (I_{Kr}) or the inward rectifier K^+ current, I_{K1} .

In another embodiment of this invention, a method of
20 treating or preventing atrial arrhythmia is presented which comprises the use of a compound which selectively blocks the ultra-rapidly-activating delayed rectifier K^+ current (I_{Kur}) of the human atrium with greater selectivity over the rapidly-activating delayed rectifier K^+ current (I_{Kr}), the slowly-activating delayed rectifier K^+ current (I_{Ks}) or
25 the inward rectifier K^+ current, I_{K1} .

In further embodiment of this invention, a method of treating or preventing atrial arrhythmia is presented which comprises the administration of a compound which blocks at a concentration of about $1\mu M$ or less and the concentration which blocks I_{Kur} by 50%
30 (IC_{50}) is at least about 10 fold lower than the concentration which blocks the slowly activating delayed rectifier potassium K^+ current (I_{Ks}), the rapidly activating and deactivating delayed rectifier potassium current

(I_{K_r}) or the inward rectifier K^+ current, I_{K1} . Preferably, the compound administered is a pyridazinone or phosphine oxide compound or its pharmaceutically acceptable salt, hydrate or crystal form thereof.

5 In another embodiment of this invention, a method of treating or preventing atrial flutter or atrial fibrillation is presented which comprises the use of a compound which selectively blocks the ultra-rapidly-activating delayed rectifier K^+ current ($I_{K_{ur}}$) of the human atrium with greater selectivity over the rapidly-activating delayed rectifier K^+ current (I_{K_r}), the slowly-activating delayed rectifier
10 K^+ current (I_{K_s}) or the inward rectifier K^+ current, I_{K1} .

In a further embodiment of this invention, a method of treating or preventing atrial flutter or atrial fibrillation is presented which comprises block of the ultra-rapidly-activating delayed rectifier K^+ current ($I_{K_{ur}}$) by a compound at a concentration of about $1\mu M$ or less
15 and the concentration which blocks $I_{K_{ur}}$ by 50% (IC_{50}) is at least about 10 fold lower than the concentration which blocks the slowly activating delayed rectifier potassium K^+ current (I_{K_s}), the rapidly activating and deactivating delayed rectifier potassium current (I_{K_r}) or the inward rectifier K^+ current, I_{K1} .

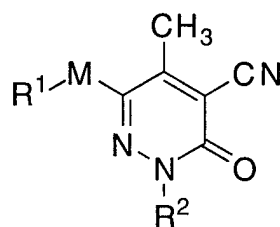
20 As used herein, the terms "treating" or "treatment" refer to the termination and/or reduction of the severity of the condition being targeted, i.e. supraventricular tachyarrhythmia, cardiac arrhythmia, atrial flutter, atrial arrhythmia and/or atrial fibrillation.

By "selectively blocks the ultra-rapidly-activating delayed
25 rectifier K^+ current ($I_{K_{ur}}$) of the human atrium with greater selectivity over the rapidly-activating delayed rectifier K^+ current (I_{K_r}), the slowly-activating delayed rectifier K^+ current (I_{K_s}) or the inward rectifier K^+ current, I_{K1} " is meant that the method of this invention relies on the ability of certain compounds to block the ultra-rapidly-activating delayed
30 rectifier K^+ current ($I_{K_{ur}}$) of the human atrium with the selectivity needed to reduce untoward side effects which result from block of any or all of the rapidly-activating delayed rectifier K^+ current (I_{K_r}), the

slowly-activating delayed rectifier K^+ current (I_{Ks}) or the inward
rectifier K^+ current, I_{K1} . An advantage of this invention lies not only in
superior treatment or prevention of supraventricular arrhythmias but
also in reduction of side effects which result from less selective or other
5 methods of treatment or prevention.

More specifically, these methods rely on the ability of
compounds to provide at least 50% block of the I_{Kur} current at about one-
tenth the concentration or less than the concentration which this same
compound exhibits 50% block of the slowly activating delayed rectifier
10 potassium K^+ current (I_{Ks}), the rapidly activating and deactivating
delayed rectifier potassium current (I_{Kr}) or the inward rectifier K^+
current, I_{K1} . The phrase "block of the ultra-rapidly-activating delayed
rectifier K^+ current (I_{Kur})" refers to a reduction in the amplitude of the
time-dependent net outward current as measured in an isolated human
15 myocytes. By "selective block of I_{Kur} " is meant compounds which block
the I_{Kur} current measured in isolated human atrial myocytes by 50% at
a concentration of about $1\mu M$ or less, defined as the IC_{50} , and the
concentration that blocks I_{Kur} by 50% is at least about 10 fold lower than
the concentration required to cause 50% block of I_{Ks} and/or I_{Kr} and/or
20 I_{K1} .

Among the compounds which exemplify these methods of
treatment or prevention are pyridazinones such as those illustrated by
Formula I



I

wherein:

R¹ and R² are selected from:

- (1) aryl, wherein aryl is defined as any stable monocyclic or bicyclic carbon ring of up to 7 members in each ring, wherein at least one ring is aromatic,
- 5 (2) substituted aryl in which as many as three substituents, X, Y, and Z, may be present, wherein X, Y and Z independently are selected from:
- (a) hydrogen,
- (b) C₁₋₁₀alkyl, unsubstituted or substituted with one or
- 10 more substituents selected from:
- (i) aryl,
- (ii) substituted aryl in which the substituents are X', Y' and Z',
- (iii) heteroaryl, wherein heteroaryl is defined as
- 15 any stable monocyclic or bicyclic carbon ring of up to 7 members in each ring, wherein at least one ring is aromatic and wherein from one to four carbon atoms are replaced by heteroatoms selected from the group consisting of N, O and S,
- 20 (iv) substituted heteroaryl in which the substituents are X', Y', and Z',
- (v) unsubstituted or substituted aryloxy, in which the substituents
- 25 on aryl are X', Y' and Z',
- (vi) unsubstituted or substituted heteroaryloxy, in which the substituents on aryl are X', Y' and Z',
- (vii) C₁₋₆ alkoxy,
- 30 (viii) -OCOC₁₋₆alkyl,
- (ix) -OCO₂C₁₋₆alkyl,
- (x) -NO₂,
- (xi) -NR³R⁴, wherein R³ and R⁴ are independently selected from:

- (a') hydrogen,
- (b') C₁₋₆ alkyl unsubstituted or substituted with one or more of the substituents selected from:
- 5 (i') aryl, which is unsubstituted or substituted with X', Y' and Z',
- (ii') heteroaryl, which is unsubstituted or substituted with X', Y' and Z',
- (iii') -OH,
- 10 (iv') -OR⁵,
- (v') -C₁₋₆alkoxy,
- (vi') -CO₂H,
- (vii') oxo,
- (viii') -C₃₋₇cycloalkyl,
- 15 (ix') -C₁₋₆alkyl-OH,
- (x') -C₁₋₆alkyl-OR⁵,
- (c') or where R³ and R⁴ and the N to which they are attached may form an unsubstituted or substituted 3 to 7-membered heterocyclic ring which may include one or two addition heteroatoms independently selected from the consisting of O, S(O)_p, NR⁶ wherein R⁶ is hydrogen, or C₁₋₆alkyl and p is 0, 1 or 2;
- 20 such as morpholine, thiomorpholine, piperidine or piperazine,
- (xii) -NR³COC₁₋₆alkyl-R⁴,
- (xiii) -NR³CO₂C₁₋₆alkyl-R⁴,
- (xiv) -NR³CONR³R⁴,
- 25 (xv) -OCONR³R⁴,
- (xvi) -CHO,
- (xvii) -CO₂H,
- (xviii) -CONR³R⁴,
- 30 (xix) -OH,

- (xx) $-OR^5$,
 (xxi) $-OC_{1-6}alkylOH$,
 (xxii) $-OC_{1-6}alkylOR^5$,
 (xxiii) oxo,
- 5 (c) $C_{1-10}alkyl$ wherein one or more of the alkyl carbons is replaced by a group selected from $-NR^3$ -, $-O$ -, $-S(O)_p$ -, $-CO_2$ -, $-O_2C$ -, $-CONR^3$ -, $-NR^3CO$ -, $-NR^3CONR^4$ -, $-CH(OH)$ -, alkenyl or alkynyl and the alkyl may be unsubstituted or substituted with one or
- 10 more substituents selected from:
- (i) aryl,
 (ii) substituted aryl in which the substituents are X' , Y' and Z' ,
 (iii) heteroaryl,
 15 (iv) substituted heteroaryl in which the substituents are X' , Y' , and Z' ,
 (v) unsubstituted or substituted aryloxy, in which the substituents on aryl are X' , Y' and Z' ,
 20 (vi) unsubstituted or substituted heteroaryloxy, in which the substituents on aryl are X' , Y' and Z' ,
 (vii) C_{1-6} alkoxy,
 (viii) $-OCOC_{1-6}alkyl$,
 25 (ix) $-OCO_2C_{1-6}alkyl$,
 (x) $-NO_2$,
 (xi) $-NR^3R^4$, wherein R^3 and R^4 are defined above,
 (xii) $-NR^3COC_{1-6}alkyl-R^4$,
 (xiii) $-NR^3CO_2C_{1-6}alkyl-R^4$,
 30 (xiv) $-NR^3CONR^3R^4$,
 (xv) $-OCONR^3R^4$,
 (xvi) $-CHO$,
 (xvii) $-CO_2H$,
 (xviii) $-CONR^3R^4$,

- (xix) -OH,
 (xx) -OR⁵,
 (xxi) -OC₁₋₆alkylOH,
 (xxii) -OC₁₋₆alkylOR⁵,
 (xxiii) oxo,
 5 (d) C₁₋₁₀alkoxy, unsubstituted or substituted with one
 or more substituents selected from:
 (i) aryl,
 (ii) substituted aryl in which the substituents
 10 are X', Y' and Z',
 (iii) heteroaryl,
 (iv) substituted heteroaryl in which the
 substituents are X', Y', and Z',
 (v) unsubstituted or substituted
 15 aryloxy, in which the substituents
 on aryl are X', Y' and Z',
 (vi) unsubstituted or substituted
 heteroaryloxy, in which the substituents
 on aryl are X', Y' and Z',
 20 (vii) C₁₋₆ alkoxy,
 (viii) -OCOC₁₋₆alkyl,
 (ix) -OCO₂C₁₋₆alkyl,
 (x) -NO₂,
 (xi) -NR³R⁴, wherein R³ and R⁴ are defined above,
 25 (xii) -NR³COC₁₋₆alkyl-R⁴,
 (xiii) -NR³CO₂C₁₋₆alkyl-R⁴,
 (xiv) -NR³CONR³R⁴,
 (xv) -OCONR³R⁴,
 (xvi) -CHO,
 30 (xvii) -CO₂H,
 (xviii) -CONR³R⁴,
 (xix) -OH,
 (xx) -OR⁵,
 (xxi) -OC₁₋₆alkylOH,

- (xxii) $-OC_{1-6}alkylOR^5$,
 (xxiii) oxo,
 (e) $C_{1-10}alkyl$ wherein one or more of the alkyl carbons is
 replaced by a group selected from $-NR^3$ -, $-O$ -,
 5 $-S(O)_p$ -, $-CO_2$ -, $-O_2C$ -, $-CONR^3$ -, $-NR^3CO$ -,
 $-NR^3CONR^4$ -, $-CH(OH)$ -, alkenyl or alkynyl and the
 alkyl may be unsubstituted or substituted with one or
 more substituents selected from:
- (i) aryl,
 10 (ii) substituted aryl in which the substituents
 are X' , Y' and Z' ,
 (iii) heteroaryl,
 (iv) substituted heteroaryl in which the
 substituents are X' , Y' , and Z' ,
 15 (v) unsubstituted or substituted
 aryloxy, in which the substituents
 on aryl are X' , Y' and Z' ,
 (vi) unsubstituted or substituted heteroaryloxy, in
 which the substituents on aryl are X' , Y' and
 20 Z' ,
 (vii) C_{1-6} alkoxy,
 (viii) $-OCOC_{1-6}alkyl$,
 (ix) $-OCO_2C_{1-6}alkyl$,
 (x) $-NO_2$,
 25 (xi) $-NR^3R^4$, wherein R^3 and R^4 are defined above,
 (xii) $-NR^3COC_{1-6}alkyl-R^4$,
 (xiii) $-NR^3CO_2C_{1-6}alkyl-R^4$,
 (xiv) $-NR^3CONR^3R^4$,
 (xv) $-OCONR^3R^4$,
 30 (xvi) $-CHO$,
 (xvii) $-CO_2H$,
 (xviii) $-CONR^3R^4$,
 (xix) $-OH$,
 (xx) $-OR^5$,

- (xxi) -OC₁₋₆alkylOH,
 (xxii) -OC₁₋₆alkylOR⁵,
 (xxiii) oxo,
- 5 (f) aryl,
 (g) substituted aryl wherein the substituents are X', Y' or Z',
 (h) aryloxy,
 (i) substituted aryloxy wherein the substituents are X', Y' or Z',
- 10 (j) halogen,
 (k) -NO₂,
 (l) -NR³R⁴ wherein R³ and R⁴ are defined above,
 (m) -NR³COC₁₋₆alkyl-R⁴,
 (n) -NR³CO₂C₁₋₆alkyl-R⁴,
- 15 (o) -NR³CONR³R⁴,
 (p) -OCONR³R⁴,
 (q) -CN,
 (r) -CHO,
 (s) -CO₂H,
- 20 (t) -CONR³R⁴,
 (u) -CF₃,
 (v) -S(O)_pR⁷, wherein R⁷ is hydrogen, C₁₋₆alkyl, trifluoromethyl, or phenyl and p is 0, 1 or 2,
- 25 (x) -CH(OR⁸)(OR⁹), wherein R⁸ and R⁹ are C₁₋₃alkyl or taken together form an ethyl or propyl bridge,
 (y) R³C(O)_n- wherein R³ is defined above, and n is 1 or 2,
 (z) OH,
 (a'') OR⁵, and
- 30 (b'') -R⁵;

or any two of X, Y and Z may be joined to form a saturated ring having 5, 6 or 7 ring atoms, said ring atoms comprising 1 or 2 oxygen atoms, the remaining ring atoms being carbon, such as dioxolanyl or dioxanyl;

X', Y' and Z' independently are selected from:

- (a) hydrogen,
- (b) C₁₋₆alkyl,
- 5 (c) C₂₋₆alkenyl,
- (d) halogen,
- (e) -NR³R⁴, wherein R³, R⁴, and m are as defined above,
- (f) -CN,
- (g) -CHO,
- 10 (h) -CO₂H,
- (i) -CONR³R⁴,
- (j) -CF₃,
- (k) -S(O)_pR⁷, wherein R⁷ is hydrogen, C₁₋₆alkyl, trifluoromethyl, or phenyl, and p is 0, 1 or 2,
- 15 (l) -OH,
- (m) -OR⁵, and
- (n) -R⁵;

R⁵ is selected from:

- 20 (a) -PO(OH)O⁻M⁺, wherein M⁺ is a positively charged inorganic or organic counterion,
- (b) -SO₃⁻M⁺,
- (c) -CO(CH₂)_qCO₂⁻M⁺, wherein q is 1-3, and
- (d) -CO-C₁₋₆alkyl-NR⁶R⁷, wherein R⁶ and R⁷
- 25 are as defined above and the alkyl is unsubstituted or substituted with one or more substituents selected from:
 - (i) hydroxy,
 - (ii) C₁₋₆alkoxy,
 - 30 (iii) -NR¹⁶R¹⁷, wherein R¹⁶ and R¹⁷ are independently selected from:
 - (a') hydrogen, and
 - (b') C₁₋₆alkyl,
 - (iv) -COOR⁶, wherein R⁶ is as defined above,

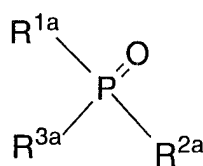
- 5
- (v) phenyl,
 - (iv) substituted phenyl in which the substituents are X, Y and Z,
 - vii) heteroaryl,
 - (viii) -SH, and
 - (ix) -S-C₁₋₆alkyl;

M is selected from S(O)_p, where p is defined above; and

10 n is 1 or 2;

or a pharmaceutically acceptable salt, hydrate or crystal form thereof.

15 Additional compounds which exemplify this method are phosphine oxides such as those illustrated by Formula II:



II

wherein

20

R^{1a} is selected from:

- a) phenyl, and
- b) -N=P(R^{5a})₃ ;

25

R^{2a} is aryl;

R^{3a} is selected from:

30

- a) C₁-C₆ alkyl-aryl, where the aryl group may be unsubstituted or substituted with one to four substituents independently selected from halo and C₁-C₃ alkyl; and

b) unsubstituted or substituted benzyl, where the substituent is (C₁-C₅ alkyl)_n;

R^{5a} is selected from: C₁-C₈ alkyl and aryl; and

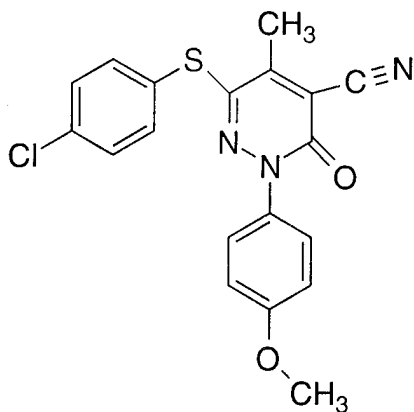
5

n is selected from: 0, 1, 2, 3 and 4;

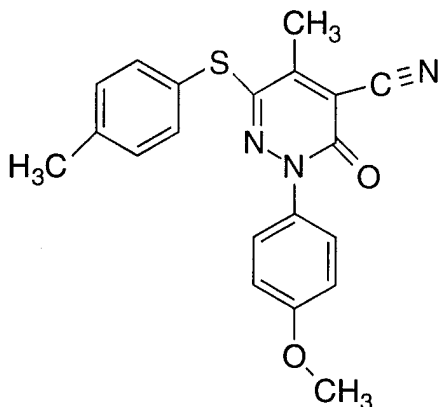
or a pharmaceutically acceptable salt, hydrate or crystal form thereof.

10

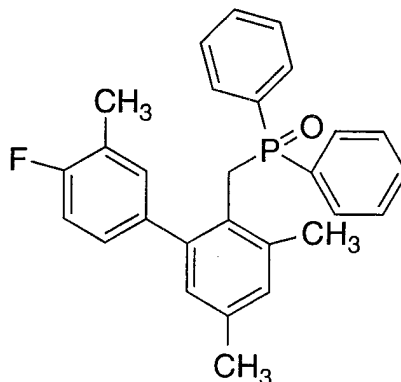
Specific compounds which exemplify this method are:



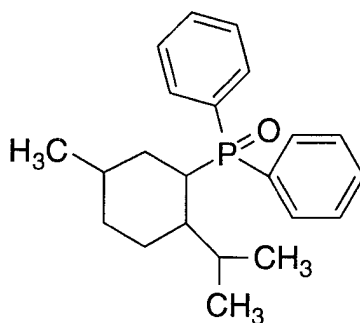
6-(4-Chlorophenylthio)-2-(4-methoxyphenyl)-5-methyl-3-oxo-2,3-
15 dihydropyridazine-4-carbonitrile, also referred to as Compound A;



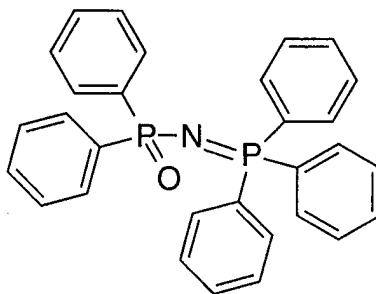
2-(4-methylphenyl)-5-methyl-3-oxo-6-(4-methylphenylthio)-2,3-dihydropyridazine-4-carbonitrile, also referred to as Compound B;



5 2-(Diphenylphosphinylmethyl)-4'-fluoro-3,5,3'-trimethylbiphenyl, also referred to as Compound C;



(2-Isopropyl-5-methylcyclohexyl)diphenylphosphine oxide, also referred to as Compound D; and



N-triphenylphosphoranylidene/diphenylphosphonic amide;

or a pharmaceutically acceptable salt, hydrate or crystal form thereof.

5 The compounds of the present invention may have asymmetric centers and occur as racemates, racemic mixtures, and as individual diastereomers, with all possible isomers, including optical isomers, being included in the present invention. When any variable (e.g. aryl, n, R^{1a}, R², etc.) occurs more than one time in any constituent,
10 its definition on each occurrence is independent at every other occurrence. Also, combinations of substituents and/or variables are permissible only if such combinations result in stable compounds.

As used herein, "alkyl" is intended to include both branched and straight-chain saturated aliphatic hydrocarbon groups having the
15 specified number of carbon atoms; "alkoxy" represents an alkyl group of indicated number of carbon atoms attached through an oxygen bridge. "Halogen" or "halo" as used herein means fluoro, chloro, bromo and iodo.

As used herein, "aryl" is intended to mean any stable
20 monocyclic or bicyclic carbon ring of up to 7 members in each ring, wherein at least one ring is aromatic. Examples of such aryl elements include phenyl, naphthyl, tetrahydronaphthyl, indanyl, biphenyl, phenanthryl, anthryl or acenaphthyl. Preferably, aryl is phenyl or biphenyl. The term "arloxy" is intended to mean an aryl group, as
25 defined above, where the point of attachment is through an oxygen moiety.

As used herein, "heteroaryl" is intended to mean any stable monocyclic or bicyclic carbon ring of up to 7 members in each ring, wherein at least one ring is aromatic and wherein from one to four
30 carbon atoms are replaced by heteroatoms selected from the group consisting of N, O, and S. Examples of such heterocyclic elements include, but are not limited to, benzimidazolyl, benzisoxazolyl, benzofuranylyl, benzopyranylyl, benzothiopyranylyl, benzofuryl, benzothiazolyl, benzothienyl, benzoxazolyl, chromanyl, cinnolinyl,

dihydrobenzofuryl, dihydrobenzothienyl, dihydrobenzothiopyranyl, dihydrobenzothiopyranyl sulfone, furyl, imidazolyl, indolinyl, indolyl, isochromanyl, isoindolinyl, isoquinolinyl, isothiazolyl, naphthyridinyl, oxadiazolyl, pyridyl, pyrazinyl, pyrazolyl, pyridazinyl, pyrimidinyl, 5 pyrrolyl, quinazolinyl, quinolinyl, quinoxalinyl, tetrahydroisoquinolinyl, tetrahydroquinolinyl, thiazolyl, thienofuryl, thienothienyl, and thienyl. The term "heteroarloxy" is intended to mean a heteroaryl group, as defined above, where the point of attachment is through an oxygen moiety.

10 Lines drawn into the ring systems from substituents (such as from R², R³, R⁴, etc.) indicate that the indicated bond may be attached to any of the substitutable ring carbon atoms.

 The pharmaceutically acceptable salts of the compounds of this invention include the conventional non-toxic salts of the compounds 15 of this invention as formed, e.g., from non-toxic inorganic or organic acids. For example, such conventional non-toxic salts include those derived from inorganic acids such as hydrochloric, hydrobromic, sulfuric, sulfamic, phosphoric, nitric and the like: and the salts prepared from organic acids such as acetic, propionic, succinic, 20 glycolic, stearic, lactic, malic, tartaric, citric, ascorbic, pamoic, maleic, hydroxymaleic, phenylacetic, glutamic, benzoic, salicylic, sulfanilic, 2-acetoxy-benzoic, fumaric, toluenesulfonic, methanesulfonic, ethane disulfonic, oxalic, isethionic, trifluoroacetic and the like.

 The pharmaceutically acceptable salts of the compounds of 25 this invention can be synthesized from the compounds of this invention which contain a basic moiety by conventional chemical methods. Generally, the salts are prepared either by ion exchange chromatography or by reacting the free base with stoichiometric amounts or with an excess of the desired salt-forming inorganic or 30 organic acid in a suitable solvent or various combinations of solvents.

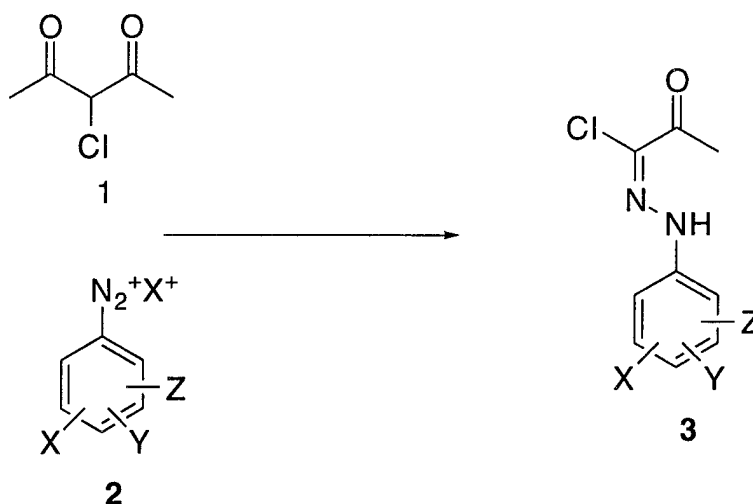
 Reactions used to generate the compounds of this invention are prepared by employing reactions as shown in the Schemes A-C, in addition to other standard manipulations such as ester hydrolysis, cleavage of protecting groups, etc., as may be known in the literature or

exemplified in the experimental procedures. The disclosure of U.S. Patent Nos. 5,506,228 and 5,670,504, issued on April 9, 1996 and September 23, 1997, respectively, are hereby incorporated by reference.

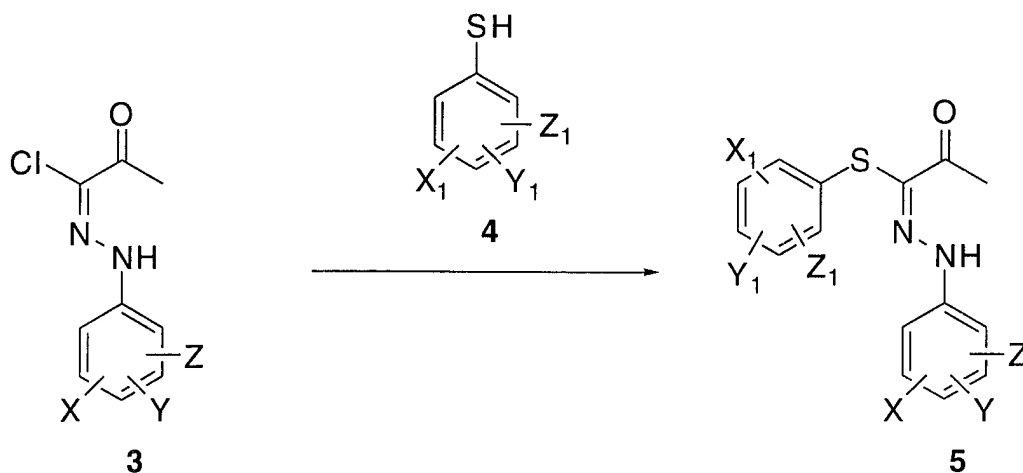
These reactions may be employed in a linear sequence to provide the compounds of the invention or they may be used to synthesize fragments which are subsequently joined by the alkylation reactions described in the Schemes.

Reaction Scheme A

10

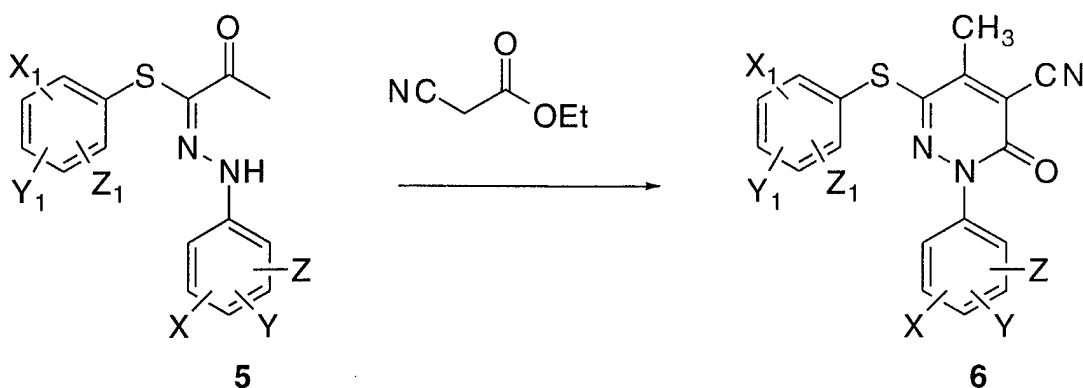


Reaction of commercially available 3-chloropentane-2,4-dione (1) with aryldiazonium salts (2) in the presence of a base such as aqueous sodium acetate gives chloroacetylhydrazone derivatives (3) with loss of acetic acid via an $\text{S}_{\text{E}}1$ type mechanism [*Org. Reactions* 10, 1-142 (1959); *J. Am. Chem. Soc.*, 84, 143-178 (1979)]. The diazonium salts can be conveniently prepared by reacting arylamines with sodium nitrite in acid such as hydrochloric acid or directly with nitrosyl chloride [*J. Org. Chem.*, 26, 5149, 2053 (1961); *Org. Syn.*, 43, 12 (1963)].

Reaction Scheme B

5 Reaction of chloroacetylhydrazone (3) with arylmercaptan (4) in the presence of a base such as triethylamine in a solvent such as DMF gives thioether (5). Alternatively, the sodium salt of the mercaptan can be prepared and added to (3) as referenced in *Polish J. Chemistry*, 64, 741 (1990).

10

Reaction Scheme C

15 Reaction of compound (5) with ethylcyanoacetate under Knoevenagel conditions with ammonium acetate produces pyridazinone analogs (6). The type of aromatic substitution may require

forcing conditions at high temperatures to achieve successful cyclization.

Current therapy aimed at treating or preventing supraventricular arrhythmias and maintaining sinus rhythm is
5 fraught with a variety of problems including incomplete or poor efficacy, coincident ventricular effects including proarrhythmia, increased mortality and noncardiac side effects. Some of the more dangerous proarrhythmic and other side effects appear to be related to the sodium
10 channel blocking properties of many of the currently utilized antiarrhythmic agents. Other newer agents that selectively block the delayed rectifier K^+ current, I_K (either I_{K_r} or I_{K_s} or both) are undergoing investigation but these agents do not selectively affect atrial refractoriness, rather they affect the ventricle as well, thereby retaining a potential for ventricular proarrhythmia while being administered to
15 treat atrial arrhythmias. It has now been found that compounds, which at a concentration of about $1\mu M$ or less (IC_{50}), selectively block 50% of the $I_{K_{ur}}$ current measured in isolated myocytes and exhibit a selectivity ratio at least about 10 over block of I_{K_s} , I_{K_r} and I_{K_1} currents, result in treatment which provides for prolonged refractoriness by retarding
20 repolarization in the atrium without causing the delays in ventricular repolarization that underlie arrhythmogenic afterdepolarizations and long QT syndrome observed during treatment with current Class III drugs.

The specificity and utility of the exemplified compound as
25 anti-arrhythmic agent is shown by the following voltage-clamp studies in CHO cells expressing human Kv1.5 and in isolated human atrial myocytes and guinea pig isolated ventricular myocytes *in vitro*.

VOLTAGE CLAMP MEASUREMENT OF IONIC CURRENTS *IN VITRO*.

A. Measurement of Kv1.5 in CHO cells

5 Expression of Kv1.5 in CHO Cells

A cDNA encoding Kv1.5, isolated from a human fetal heart library, was subcloned into pcDNAI/Neo (Invitrogen) as a Hind III - Xba I fragment.

10 CHOKI cells were plated at 2.7×10^4 cells/60 mm dish and incubated at 37°C, in a 5% CO₂ environment for three days. Cells were then washed twice and covered with 3 ml of OptiMEM medium (Gibco). Plasmid/DOTAP solution (consisting of 5 mg of Kv1.5 in pcDNAI/Neo and 30 mg DOTAP transfection reagent (Boehringer Mannheim) in 1 ml of OptiMEM) was added dropwise to each plate while swirling. Plates
15 were incubated overnight and the media then changed to 5 mls of F12 (Gibco) supplemented with 10% FBS (Sigma), 1,000 U/ml penicillin 1,000 mg/ml streptomycin (Gibco), and 2mM glutamine (Gibco). After two more days, the cells were trypsinized and replated on 100 mm dishes in supplemented F12 media including 1 mg/ml G418 (Gibco). The medium
20 was changed daily until nontransfected cells were killed. Cell lines were grown from individual clones and tested for expression of Kv1.5 using both the ⁸⁶Rb efflux assay and voltage clamp protocols. Lines exhibiting the highest level of expression were then recloned by serial dilution. These cells were maintained in culture and on each
25 experimental day were freshly isolated by mild trypsinization.

Voltage Clamp Technique

CHO cells plated on glass coverslips were placed in a 1-ml chamber mounted on the stage of an inverted microscope, and perfused
30 at 2-3 ml/min with the following solution (in mM/L): 132 NaCl, 4 KCl, 1.2 MgCl₂, 10 HEPES (formal name: N-2-Hydroxyethyl piperazine-N'-2-ethanesulfonic acid), 11.1 glucose. CaCl₂ (0.5-1.8mM) was present in some experiments, and had no effects on Kv1.5. Nisoldipine (0.4mM-1.0mM), a relatively specific blocker of L-type Ca²⁺ channels was

present in all experiments. The patch-clamp technique was used to record ionic currents in the whole-cell configuration. Patch pipettes were obtained using a two stage puller from square bore (1.0 mm o.d.) borosilicate capillary tubing. Pipettes were filled with the following solution (in mM/L): 110 K-Gluconate or K-Aspartate, 20 KCl, 5 MgATP, 5 EGTA, 5-10 HEPES, pH 7.2. The electrodes had tip resistances ranging from 3 to 10 M Ω when filled with this solution. Following seal formation, the membrane was ruptured by gentle suction to establish the whole-cell configuration, and negative pressure was maintained on the pipette using a 1 ml gas-tight syringe attached via air tight tubing to the suction port of the microelectrode holder. Series resistance was compensated 70-85%. Currents were low pass filtered at 1 kHz and sampled at 5kHz using an Axopatch 200A amplifier (Axon Instruments) or a List EPC-7 clamp amplifier (List Electronic). Data acquisition and analysis were performed using pClamp software (Axon Instruments) and an IBM compatible 486 computer.

Voltage-Clamp Measurement of Kv1.5 Expressed Current

Kv1.5 currents were elicited by 150ms depolarizing test pulses to +40mV from a holding potential of -80mV. The effects of test agents were assessed at steady-state. Data was analyzed as % block from control current amplitude. The amplitude of Kv1.5 was measured as the amplitude of the time-dependent net outward current at the end of the test pulse, relative to the holding current level. IC₅₀ for rested state block was determined from the first pulse, during a series of 10 consecutive pulses delivered at 1Hz. All experiments were performed at room temperature (22-24°C).

B. Measurement of I_{Kur} in Human Atrial Myocytes

Isolation of Human Atrial Myocytes

Human myocytes were isolated from specimens of right atrial appendage obtained from patients undergoing cardiopulmonary bypass, using a modification of the procedure described by Fermini B, Wang Z, Duan D and Nattel S., "Differences in rate dependence of transient outward current in rabbit and human atrium", *Am. J. Physiol.* 263:H1747-H1754 (1992). All tissues were collected in accordance with Temple University School of Medicine Institutional guidelines. All atrial specimens were grossly normal at the time of excision. Tissue samples were quickly immersed in cold (0-4°C) cardioplegia solution containing (in mM/L): 50 KH_2PO_4 , 8 $MgSO_4$, 10 $NaHCO_3$, 5 adenosine, 25 taurine, 140 glucose, and 100 mannitol, pH 7.4 and bubbled with 100% O_2 . Specimens were minced into 0.5-1mm cubes and transferred to a 50-ml conical tube containing an ultra low calcium wash solution containing (in mM/L): 137 $NaCl$, 5 KH_2PO_4 , 1 $MgSO_4$, 10 taurine, 10 glucose, 5 HEPES and 0.1 EGTA (formal name: Ethyleneglycol- bis-(β -aminoethyl ether) N,N,N',N'-tetraacetic acid), pH 7.4 (22-24°C). The tissue was gently agitated by continuous bubbling with 100% O_2 for 5 min. The tissue was then incubated in 5 ml of solution containing (in mM/L): 137 $NaCl$, 5 KH_2PO_4 , 1 $MgSO_4$, 10 taurine, 10 glucose, and 5 HEPES supplemented with 0.1% bovine albumin, 1.5 mg/ml collagenase CLS II (Worthington Biochemical), and 1.0 mg/ml protease type XXIV (Sigma Chemical Co.), pH 7.4 (37°C), and bubbled continuously with 100% O_2 . The supernatant was removed after 40 min and discarded. The chunks were then incubated in a solution of the same ionic composition but supplemented with only collagenase and 100 mM $CaCl_2$. Microscopic examination of the medium was performed every 10-20 min to determine the number and quality of isolated cells. When the yield appeared maximal, the tissue chunks were suspended in a modified Kraftbrühe (KB) solution containing (in mM/L): 25 KCl , 10 KH_2PO_4 , 25 taurine, 0.5 EGTA, 22 glucose, 55 glutamic acid, and 0.1% bovine albumin, pH 7.3 (22-24°C) and gently triturated using a large bore

Pasteur pipette. The supernatant was collected in a 50 ml centrifuge tube. The cell suspension was centrifuged for 2 min at 1000 rpm and the resulting pellet was resuspended in mM HBS solution containing (in mM/L): 132 NaCl, 4 KCl, 0.2 CaCl₂, 1.2 MgCl₂, 10 HEPES and 11.1
5 glucose, pH 7.2 (22-24°C). Cells were used within 2-24 hr after isolation.

Voltage-clamp Measurement of $I_{K_{ur}}$ in Atrial Myocytes

A small aliquot of the solution containing the isolated human atrial myocytes was placed in a 1-ml chamber mounted on the
10 stage of an inverted microscope. Five minutes were allowed for cell adhesion to the bottom of the chamber. To record $I_{K_{ur}}$, human atrial myocytes were superfused with a solution of the same ionic composition as that used for $K_v1.5$. An alternative external solution was sometimes
15 used in which NaCl was replaced with NMDG (formal name: N-methyl-d-glucamine) to inhibit I_{Na} . NMDG had no effects on $I_{K_{ur}}$, and there were no notable quantitative differences in the degree of block of $I_{K_{ur}}$ with these two conditions.

Currents were elicited by 150ms depolarizing test pulses to +40mV from a holding potential of -50mV to inactivate I_{to} and I_{Na} . The
20 amplitude of $I_{K_{ur}}$ was measured as the amplitude of the time-dependent current at the end of the test pulse, relative to the holding current level. Similar to $K_v1.5$, the effects of all drugs were studied only when steady-state changes were achieved and data was analyzed as % block from control currents. IC_{50} s for rested state block was determined
25 from the first pulse, during a series of 10 consecutive pulses delivered at 1Hz. All experiments were performed at room temperature (22-24°C).

C. Measurement of I_{K_s} , I_{K_r} and I_{K_1} in Guinea Pig Ventricular Myocytes

30

Cell preparation:

Guinea pig ventricular myocytes were isolated using a modification of the procedure described by Mitra *et al.*, *Am. J. Physiol.* 249:H1056-60 (1985). Excised hearts were perfused through the aorta

(retrograde fashion) at a rate of 10 ml/min with oxygenated, warmed (37°C) solutions described below. The heart was initially perfused for 7 minutes with a Tyrode's solution containing, (in mM): 132 NaCl, 4 KCl, 1.2 MgCl₂, 10 HEPES, 5 glucose, pH = 7.2. The heart was then perfused
5 with the same nominally Ca²⁺-free solution containing 150 units/ml Type II collagenase (Worthington) and 0.5 units/ml Type XIV protease (Sigma) for 8 minutes. This perfusate was followed by a Tyrode's solution containing 0.2 mM CaCl₂ (without enzymes) for 5 minutes. The digested ventricles were cut into small pieces and gently shaken until
10 cells were visibly dispersed. The cells were stored at room temperature until use, within 8 hours after isolation.

Microelectrode fabrication:

The suction microelectrode technique described by Giles,
15 W.R. and Shibata, E.F., "Voltage clamp of bull-frog cardiac pacemaker cells: a quantitative analysis of potassium currents", *J. Physiol.* 368:265-292 (1985) was used to voltage clamp the cells. Microelectrodes were made by using a two stage puller from square bore (1.0 mm o.d.) borosilicate capillary tubing. Pipettes were filled with 0.5 M K gluconate,
20 25 mM KCl and 5 mM K₂ATP. The electrodes had resistances of 3 to 7 MΩ when filled with this solution. After establishing whole-cell recording mode, negative pressure was maintained on the pipette using a 1 ml gas-tight syringe attached via air tight tubing to the suction port of the microelectrode holder. This minimized dialysis of the cell with the
25 pipette solution.

Voltage-clamp technique:

To record K⁺ currents, the cells were bathed in a Ca²⁺-free Tyrode's solution containing 0.4 mM nisoldipine. Nisoldipine is a
30 relatively specific blocker of L-type Ca²⁺ channels, having no effect on K⁺ currents at this concentration (Kass, R.S., "Nisoldipine: a new, more selective calcium current blocker in cardiac Purkinje fibers", *J. Pharmacol. Exp. Ther.* 223:446-456, 1982). To record Ca²⁺ currents, the cells were bathed in Tyrode's solution containing 1.8 mM Ca²⁺ without

nisoldipine. The cell chamber was superfused with solutions at a rate of 1-2 ml/minute, while maintaining the temperature at $35\pm 1^{\circ}\text{C}$. A List EPC-7 clamp amplifier was used to voltage clamp the isolated cells. Series resistance was compensated 40-70%, and current was low-pass
5 filtered at a cut-off frequency of 1 kHz. Data acquisition and analysis were performed using pClamp software (Axon Instruments, Burlingame, CA) and an AST 486 computer. A variety of voltage pulse protocols were used to measure the three types of K^{+} currents: inward rectifier (I_{K1}), rapidly activating delayed rectifier (I_{Kr}) and the slowly
10 activating delayed rectifier (I_{Ks}). (Sanguinetti M.C. and Jurkiewicz, N.K., "Two components of cardiac delayed rectifier K^{+} current: Differential sensitivity to block by Class III antiarrhythmic agents", *J. Gen Physiol* 1990; 96:194-214.) Data was analyzed as % block from control membrane currents.

15

Solutions:

Nisoldipine was prepared as a 4 mM stock solution in polyethylene glycol 200. Compounds tested in this series were prepared as 10 mM stock solutions in dimethyl sulfoxide. At the final
20 concentrations used neither polyethylene glycol 200 nor dimethyl sulfoxide had any effect on any of the measured membrane currents.

Results:

As table I indicates, each of the compounds provided selective blockade of hKv1.5 current in CHO cells and I_{Kur} in human
25 atrial myocytes, yet blockade of the other cardiac K^{+} channels was minimal or absent.

Table 1. Selective blockers of hKv1.5 expressed in Chinese hamster ovary (CHO) cells and I_{Kur} in human atrial myocytes relative to other cardiac K^+ currents, I_{K1} , I_{Kr} and I_{Ks} , measured in guinea pig ventricular myocytes.

5

Compounds	Rested State IC ₅₀ (nM)		% Block (Guinea Pig Ventricle)		
	CHO Cells Expressing hKv1.5	I_{Kur} in Human Atrium	I_{K1}	I_{Kr}	I_{Ks}
"A"	230	230	6% @ 10 μ M	29% @ 10 μ M	4% @ 10 μ M
"B"	120	80	4.4% @ 3 μ M	4.2% @ 3 μ M	13.6 @ 3 μ M
"C"	278	780	15.1% @ 3 μ M	11.1 @ 3 μ M	12.2% @ 3 μ M
"D"	290	198	15% @ 3 μ M	3% @ 3 μ M	25% @ 3 μ M

IC₅₀ for rested state block was determined from the first pulse during a series of 10 consecutive pulses delivered at 1 Hz. Currents were elicited by 150ms depolarizing pulses to +40mV from a holding potential of -80mV (CHO cells) or -50mV (Human atrium).

Selectivity for block of cardiac K^+ channels, I_{K1} , I_{Kr} , and I_{Ks} was determined as previously described in guinea pig ventricular myocytes (US 5,428,031).

In the novel method of treating or preventing arrhythmia of this invention, a compound or pharmaceutically acceptable salt thereof, is administered in an amount ranging from about 0.1 to about 50 mg per

kg of body weight per day, preferably from about 1.0 to about 30 mg per kg of body weight per day in a single dose or in 2 to 4 divided doses.

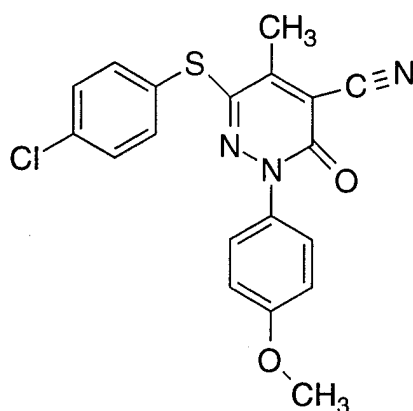
The compounds of this invention can be administered as the sole active ingredient or in combination with other antiarrhythmic agents or other cardiovascular agents. The compounds, or pharmaceutically acceptable salts thereof, of the present invention, in the described dosages, are administered orally, intraperitoneally, subcutaneously, intramuscularly, transdermally, sublingually or intravenously. They are preferably administered orally, for example in the form of tablets, troches, capsules, elixirs, suspensions, syrups, wafers, chewing gum, or the like prepared by art recognized procedures. The amount of active compound in such therapeutically useful compositions or preparations is such that a suitable dosage will be obtained.

EXAMPLES

The following examples illustrate the present invention without, however, limiting the same thereto.

EXAMPLE 1

Synthesis of 6-(4-Chlorophenylthio)-2-(4-methoxyphenyl)-5-methyl-3-oxo-2,3-dihydropyridazine-4-carbonitrile (compound "A")



Preparation of 1-chloro-1-[(4-methoxyphenyl)hydrazono]-2-propanone

A vigorously stirred suspension of 16.75 g (0.136 mole) of 4-methoxyaminobenzene in 960 ml of 1N hydrochloric acid was cooled to 5°C and treated, dropwise, with 15.8 g of sodium nitrite dissolved in 200 ml of water. The temperature was maintained at 5°C +/- 1 °C during the addition. After addition was complete, the reaction mixture was stirred in the cold for an additional 30 min. The pH of the reaction mixture was adjusted to 4.5 with solid sodium acetate (72 g). The resultant mixture was treated, dropwise, with 24 g (0.178 mole) of 3-chloro-2,4-pentanedione dissolved in 200 ml of methanol. After addition was complete, the reaction mixture was allowed to warm to room temperature over the next hour.

The suspension was extracted with 3 -300 ml portions of ethyl ether. The combined extracts were washed with 4 volumes of water, dried over magnesium sulfate and filtered. The filtrate was evaporated *in vacuo* to yield 29 gm of a dark oil. The residue was dissolved in n-hexane:ethyl acetate (2:1) (approximately 400 ml) and the solution was passed over 1000 g of silica gel. Elution with n-hexane:ethyl acetate (3:1) yielded 1-chloro-1-[(4-methoxyphenyl) hydrazono]-2-propanone, mp 114-116°C (hexane).
¹H NMR(400MHz, CDCl₃): 2.53 (s,3H), 3.79 (s,3H) 6.89 (d, J = 9Hz, 2H), 7.24 (d, J = 9Hz, 2H), 8.36 (broad s,1H);
PBBI-NH₃/CI-MS Calculated for C₁₀H₁₁ClN₂O₂(226.6) ; found: 227 (M+1), 123

Preparation of 1-[(4-chlorophenyl)thio]-1-[(4-methoxyphenyl)hydrazono]-2-propanone

A suspension of 31.7 g (0.139 mol) of 1-chloro-1-[(4-methoxyphenyl)hydrazono]-2-propanone in 400 ml of ethanol was treated with 23.4g (0.161 mole) of 4-chlorothiophenol followed by 23.4 ml of triethylamine. The suspension was heated at reflux for 2 hours and cooled. The resultant suspension was filtered and the precipitate was washed with 1 portion of cold ethanol. The solids were dried *in vacuo* to yield 1-[(4-chlorophenyl)thio]-1-[(4-methoxyphenyl)hydrazono]-2-propanone, mp 111.5-113.5°C.

^1H NMR(400MHz, CDCl_3): 2.55 (s,3H), 3.80(s,3H), 6.88 (d, $J = 8\text{Hz}$, 2H), 7.19 (d, $J = 8\text{Hz}$, 2H), 7.13(m, 4H), 9.2 (broad s,1H)
PBBI-NH₃/CI-MS Calculated for $\text{C}_{16}\text{H}_{15}\text{ClN}_2\text{SO}_2$ (334.8) ; found: 335 (M+1), 234, 124

5

Preparation of 6-[(4-chlorophenyl)thio]-2,3-dihydro-2-(4-methoxyphenyl)-5-methyl-3-oxo-4-pyridazinecarbonitrile

A flask equipped with a claisen distillation head and magnetic stirring was charged with an intimate mixture of 32.6g (0.097 mole) 1-[(4-chlorophenyl)thio]-1-[(4-methoxyphenyl) hydrazono]-2-propanone, 24.8 ml of ethylcyanoacetate and 12.2g of ammonium acetate. The mixture was heated under a nitrogen atmosphere at 160°C for 30 min. The reaction mixture was cooled and dissolved in methylene chloride. The organic layer was washed successively with saturated aqueous sodium bicarbonate and water. The organic layer was dried over magnesium sulfate and evaporated *in vacuo* to yield semi pure product. The residue was recrystallized from 1900 ml of ethanol to yield 6-[(4-chlorophenyl)thio]-2,3-dihydro-2-(4-methoxyphenyl)-5-methyl-3-oxo-4-pyridazinecarbonitrile, mp 146-148 °C (EtOH).

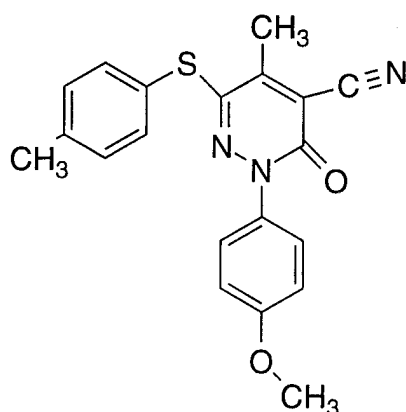
^1H NMR(400MHz, CDCl_3) 2.15 (s, 3H), 2.53 (s, 3H), 6.84 (d, $J = 9.2\text{ Hz}$, 2H), 7.33 (d, $J = 9.2\text{ Hz}$, 2H), 7.35 (d, $J = 8.6\text{ Hz}$, 2H), 7.40 (d, $J = 8.6\text{ Hz}$, 2H).
PBBI-NH₃/CI-MS Calculated for $\text{C}_{19}\text{H}_{14}\text{ClN}_3\text{O}_2\text{S}$ (383.8); Found 383 (M+1)

25

EXAMPLE 2

Synthesis of 2-(4-methylphenyl)-5-methyl-3-oxo-6-(4-methylphenylthio)-2,3-dihydropyridazine-4-carbonitrile (compound "B")

5



Preparation of 1-chloro-1-[(4-methoxyphenyl)hydrazono]-2-propanone

10 A vigorously stirred suspension of 16.75 g(0.136 mole) of 4-methoxyaminobenzene in 960 ml of 1N hydrochloric acid was cooled to 5°C and treated, dropwise, with 15.8 g of sodium nitrite dissolved in 200 ml of water. The temperature was maintained at 5°C+/- 1 °C during the addition. After addition was complete, the reaction mixture was stirred in the cold for an additional 30 min. The pH of the reaction mixture was
15 adjusted to 4.5 with solid sodium acetate (72 g). The resultant mixture was treated, dropwise, with 24 g (0.178 mole) of 3-chloro-2,4-pentanedione dissolved in 200 ml of methanol. After addition was complete, the reaction mixture was allowed to warm to room temperature over the next hour.

20 The suspension was extracted with 3 -300 ml portions of ethyl ether. The combined extracts were washed with 4 volumes of water, dried over magnesium sulfate and filtered. The filtrate was evaporated *in vacuo* to yield 29 gm of a dark oil. The residue was dissolved in n-hexane:ethyl acetate (2:1) (approximately 400 ml) and the
25 solution was passed over 1000 g of silica gel. Elution with n-hexane:ethyl acetate (3:1) yielded 1-chloro-1-[(4-methoxyphenyl)hydrazono]-2-propanone, mp 114-116 °C (hexane).

^1H NMR(400MHz, CDCl_3): 2.53 (s,3H), 3.79 (s,3H) 6.89 (d, J = 9Hz, 2H), 7.24 (d, J = 9Hz, 2H), 8.36 (broad s,1H);
PBBI-NH₃/CI-MS Calculated for $\text{C}_{10}\text{H}_{11}\text{ClN}_2\text{O}_2$ (226.6) ; found: 227 (M+1), 123.

5 A more preferred process for the production of 1-chloro-1-[(4-methoxyphenyl)hydrazono]-2-propanone is as follows. A vigorously stirred suspension of 49.2g (0.339 mole) of 4-methoxy-aminobenzene in 400 ml of 5N hydrochloric acid was cooled to 0°C and treated, dropwise, with 30.4 g (0.440 mol) of sodium nitrite dissolved in 100 ml of water. The
10 temperature was maintained at 0-5°C+/- 1 °C during the addition. After addition was complete, the reaction mixture was stirred at 0°C+/- 1 °C for an additional 30 min.

The cold solution was poured slowly into a vigorously stirred solution of 54 g (0.401 mol) of 3-chloro-2,4-pentanedione dissolved
15 in 280 ml of pyridine and 280 ml of water pre-cooled to -8°C+/- 1 °C. The ice bath was removed and the resultant yellow suspension was stirred at 5°C+/- 1 °C for 30 minutes, diluted with 500 ml of water . The yellow solids were collected by filtration and washed with 300 ml water (4 times). The wet crude product was dissolved in 500 ml of methylene
20 chloride. The organic layer was dried over magnesium sulfate, filtered and evaporated *in vacuo* to yield 56.45 g of 1-chloro-1-[(4-methoxyphenyl)hydrazono]-2-propanone. The purity of the product was sufficient for further utilization. Further purification was accomplished by chromatography over silica gel and elution with elution with n-
25 hexane:ethyl acetate (3:1) to yield 1-chloro-1-[(4-methoxyphenyl)hydrazono]-2-propanone, mp 114-116°C (hexane).
 ^1H NMR(400MHz, CDCl_3): 2.53 (s,3H), 3.79 (s,3H) 6.89 (d, J = 9Hz, 2H), 7.24 (d, J = 9Hz, 2H), 8.36 (broad s,1H);
PBBI-NH₃/CI-MS Calculated for $\text{C}_{10}\text{H}_{11}\text{ClN}_2\text{O}_2$ (226.6) ; found: 227
30 (M+1), 123

Preparation of 1-[(4-methylphenyl)thio]-1-[(4-methoxyphenyl)hydrazono]-2-propanone

A suspension of 31.7g (0.139 mol) of 1-chloro-1-[(4-methoxyphenyl)hydrazono]-2-propanone in 400 ml of ethanol was
35

treated with 23.4 g of 4-methylthiophenol and 23.4 of triethylamine. The suspension was heated at reflux for 2 hours and cooled. The resultant suspension was filtered and the precipitate was washed with 1 portion of cold ethanol. The solids were dried *in vacuo* to yield 1-[(4-methylthiophenyl)thio]-1-[(4-methoxyphenyl)hydrazono]-2-propanone,
5 mp 124-127 °C.

¹H NMR(400MHz, CDCl₃): 2.41 (s, 3H), 2.54 (s, 3H), 3.78 (s, 3H), 6.87 (d, J = 8.8 Hz, 2H), 7.12 (m, 6 H), 9.20 (broad s, 1H).

10 Preparation of 6-[(4-methylphenyl)thio]-2,3-dihydro-2-(4-methoxyphenyl)-5-methyl-3-oxo-4-pyridazinecarbonitrile

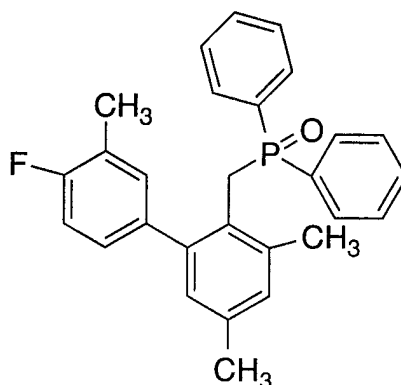
An intimate, magnetically stirred mixture of 440 mg (1.40 mmol) of 1-[(4-methylphenyl)thio]-1-[(4-methoxyphenyl)hydrazono]-2-propanone 370 µl of ethylcyanoacetate and 178 mg of ammonium acetate
15 was heated under a nitrogen atmosphere at 160 °C for 30 min. The reaction mixture was cooled and dissolved in methylene chloride. The organic layer was washed successively with saturated aqueous sodium bicarbonate and water. The organic layer was dried over magnesium sulfate and evaporated *in vacuo* to yield semi-pure product. The residue
20 was recrystallized from ethanol to yield 6-[(4-methylphenyl)thio]-2,3-dihydro-2-(4-methoxyphenyl)-5-methyl-3-oxo-4-pyridazinecarbonitrile, mp 148-149 °C(EtOH).

¹H NMR(400MHz, CDCl₃) 2.35 (s, 3H), 2.52 (s, 3H), 3.78 (s, 3H), 6.82 (d, J = 9.2 Hz, 2H), 7.18 (d, J = 8 Hz, 2H), 7.34 (d, J = 8 Hz, 2H), 7.36 (d, J = 9.2
25 Hz, 2 H).

EXAMPLE 3

Synthesis of 2-(Diphenylphosphinylmethyl)-4'-fluoro-3,5,3'-trimethylbiphenyl (compound "C")

5



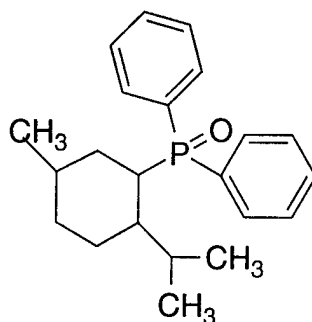
2.90 grams (12 mmol) of 2-(4-fluoro-3-methyl-phenyl)-4,6-dimethylbenzaldehyde (prepared according to Stokker, *Journ. Med. Chem.*, Vol. 29 p.170, 1986) was reduced with 0.454 grams (12 mmol) of sodium borohydride in ethanol (20 mL) at 0 °C. The reaction was stirred 1 hr, quenched with aqueous ammonium chloride and the mixture extracted with ether. The organic portion was dried (MgSO₄) and concentrated to give 2.90 grams of 2-(4-fluoro-3-methyl-phenyl)-4,6-dimethylbenzyl alcohol as an oil which solidified on standing. The crude solid was treated with 1.31 mL of thionyl chloride and heated on a steam bath for 1 hour. After cooling to room temperature, the crude mixture was taken up in water and extracted with ether. The ether was washed with water and dried (MgSO₄), and concentrated to give an oily residue which was purified by silica gel chromatography (25% methylene chloride/ 75% hexane) to give 2.70 grams (85.6%) of 2-(4-fluoro-3-methyl-phenyl)-4,6-dimethylbenzyl chloride as a solid. 2.06 grams (7.84 mmol) of 2-(4-fluoro-3-methyl-phenyl)-4,6-dimethylbenzyl chloride was treated with ethyldiphenylphosphinite (2.08 grams, 9.01 mmol) and heated to 150°C for 3 hrs. After cooling to room temperature, the crude mixture was purified by silicagel chromatography (10% acetone/90% methylene

chloride) and the appropriate fractions concentrated and recrystallized from ether/hexane to provide the above-titled compound. MP 109-111°C.

EXAMPLE 4

5

Synthesis of (2-Isopropyl-5-methylcyclohexyl)diphenylphosphine (compound "D").



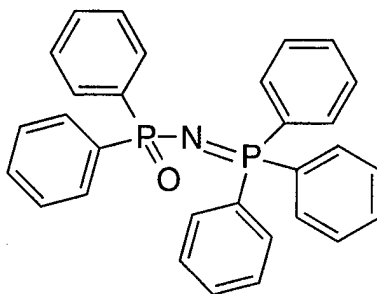
10

The synthesis of the title compound has been reported by J. D. Morrison and W. F. Masler in "Synthesis of methyl- and neomenthyldiphenylphosphine" (*J. Org. Chem.* (1974), 39(2), p 270-2), which is hereby incorporated by reference.

15

EXAMPLE 5

Synthesis of N-triphenylphosphoranylidene/diphenylphosphonic amide



20

The title compound is commercially available from ICN Pharmaceuticals, Industrie Park, Dornveld 10, B-1731, Asse-Relegem, Belgium.

EXAMPLE 6

Cloning of Kv1.5 in CHO Cells

5 A cDNA encoding Kv1.5, isolated from a human fetal heart library, was subcloned into pcDNAI/Neo (Invitrogen) as a Hind III - Xba I fragment.

 CHOKI cells were plated at 2.7×10^4 cells/60 mm dish and incubated at 37°C, in a 5% CO₂ environment for three days. Cells were
10 then washed twice and covered with 3 ml of OptiMEM medium (Gibco). Plasmid/DOTAP solution (consisting of 5 mg of Kv1.5 in pcDNAI/Neo and 30 mg DOTAP transfection reagent (Boehringer Mannheim) in 1 ml of OptiMEM) was added dropwise to each plate while swirling. Plates were incubated overnight and the media then changed to 5 mls of F12
15 (Gibco) supplemented with 10% FBS (Sigma), 1,000 U/ml penicillin 1,000 mg/ml streptomycin (Gibco), and 2mM glutamine (Gibco). After two more days, the cells were trypsinized and replated on 100 mm dishes in supplemented F12 media including 1 mg/ml G418 (Gibco). The medium was changed daily until nontransfected cells were killed. Cell lines
20 were grown from individual clones and tested for expression of Kv1.5 using both the 86RB efflux assay and voltage clamp protocols. Lines exhibiting the highest level of expression were then recloned by serial dilution.

25

EXAMPLE 7

In Vivo Cardiac Electrophysiologic and Antiarrhythmic Effects of Compound "C"

 The ability of Compound "C" to alter cardiac electro-
30 physiologic parameters and to terminate atrial arrhythmia was assessed in a pentobarbital-anesthetized canine model of atrial flutter. In this model, atrial flutter was induced following a Y-shaped surgical lesion comprised of an intercaval incision and a connecting incision across the right atrium. Bipolar epicardial electrodes were placed on

the inferior vena cava and right atrium for atrial pacing, recording local atrial activation, and for measurement of atrial excitation threshold (AET) and atrial relative (ARRP at 2x AET) and effective refractory periods (AERP at 10x AET). Bipolar electrodes also were sutured to the left ventricle for measurement of ventricular excitation threshold (VET) and ventricular relative (VRRP at 2x VET) and effective refractory periods (VERP at 10x VET). The following cardiac electrophysiologic parameters also were measured before test agent administration and at the termination of the study: AH interval, an index of AV nodal conduction; HV interval, an index of His-ventricular conduction time; P-A interval, an index of intra-atrial conduction; and H-EG interval, an index of ventricular conduction; and paced ECG QT interval. AV nodal functional refractory period (AVNFRP) and SA conduction time (SACT) were determined by the introduction of atrial extrastimuli during sinus rhythm, and the monitoring of ventricular response. Electrocardiographic intervals were determined during sinus rhythm; the rate-corrected ECG QTc interval was calculated as: $QTc = QT \text{ (msec)} / \sqrt{R-R \text{ (sec)}}$. Compound "C" was administered as cumulative i.v. doses of 1, 3 and 10 mg/kg, with each dose administered as an intravenous bolus in a vehicle of PEG-200.

Sustained atrial flutter was initiated in three dogs by electrical burst pacing (6-20 Hz) of the atria; atrial rates ranged from 440-530 cycles/min. Intravenous bolus administration of PEG-200 vehicle alone had no effect on the atrial arrhythmia in all three animals. Intravenous bolus administration of 3 mg/kg of Compound "C" in two animals, and 10 mg/kg of Compound "C" in the third animal, slowed atrial rate and then terminated the atrial arrhythmia within 10-120 sec of test agent administration. The predominant cardiac electrophysiologic effect of Compound "C" at doses effective in terminating atrial arrhythmia was an increase in atrial effective refractory period from 138 ± 5 msec pretreatment to 153 ± 8 msec post-treatment; there was no indication of effect on atrioventricular nodal or ventricular function. These findings indicate a selective effect of Compound "C" on atrial

refractoriness in this dose range, and demonstrate that Compound "C" is effective in the termination of atrial arrhythmia.

EXAMPLE 8

5

In Vivo Cardiac Electrophysiologic and Antiarrhythmic Effects of Compound "D"

The ability of Compound "D" to alter cardiac electrophysiologic parameters and to terminate atrial arrhythmia was assessed in a pentobarbital-anesthetized canine model of atrial flutter. In this model, atrial flutter was induced following a Y-shaped surgical lesion comprised of an intercaval incision and a connecting incision across the right atrium. Bipolar epicardial electrodes were placed on the inferior vena cava and right atrium for atrial pacing, recording local atrial activation, and for measurement of atrial excitation threshold (AET) and atrial relative (ARRP at 2x AET) and effective refractory periods (AERP at 10x AET). Bipolar electrodes also were sutured to the left ventricle for measurement of ventricular excitation threshold (VET) and ventricular relative (VRRP at 2x VET) and effective refractory periods (VERP at 10x VET). Electrocardiographic intervals were determined during sinus rhythm; the rate-corrected ECG QTc interval was calculated as: $QTc = QT \text{ (msec)} / \sqrt{R-R \text{ (sec)}}$. Compound "D" was administered as cumulative i.v. doses of 1, 3 and 10 mg/kg, with each dose administered as an intravenous bolus in a vehicle of PEG-200.

25

Sustained atrial flutter was initiated in four dogs by electrical burst pacing (6-20 Hz) of the atria; atrial rates ranged from 450-560 cycles/min. Intravenous bolus administration of PEG-200 vehicle alone had no effect on the atrial arrhythmia in all four animals. Intravenous bolus administration of 1 mg/kg of Compound "D" in three animals, and 10 mg/kg of Compound "D" in the fourth animal, slowed atrial rate and then terminated the atrial arrhythmia within 10-120 sec of test agent administration. The predominant cardiac electrophysiologic effect of Compound "D" at doses effective in terminating atrial arrhythmia was an increase in atrial relative refractory period

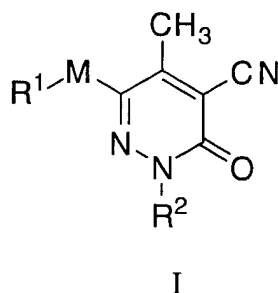
30

from 145 ± 4 msec pretreatment to 160 ± 10 msec post-treatment; there was no indication of effect on ventricular function. These findings indicate a selective effect of Compound "D" on atrial refractoriness in this dose range, and demonstrate that Compound "D" is effective in the

5 termination of atrial arrhythmia.

WHAT IS CLAIMED IS:

1. A method of treating or preventing supraventricular tachyarrhythmias in mammals comprising administration of a compound which blocks the ultra-rapidly-activating delayed rectifier K^+ current (I_{Kur}) at a concentration of about $1\mu M$ or less.
2. The method according to Claim 1, wherein the concentration which blocks I_{Kur} by 50% (IC_{50}) is at least about 10 fold lower than the IC_{50} concentration which blocks a slowly delayed rectifier potassium K^+ current (I_{Ks}), a rapidly activating and deactivating delayed rectifier potassium current (I_{Kr}) or an inward rectifier K^+ current (I_{K1}).
3. The method according to Claim 2, wherein the compound administered is a pyridazinone or phosphine oxide compound or its pharmaceutically acceptable salt, hydrate or crystal form.
4. The method according to Claim 3, wherein the pyridazinone compound administered is illustrated by Formula I:



wherein:

R^1 and R^2 are selected from:

- (1) aryl, wherein aryl is defined as any stable monocyclic or bicyclic carbon ring of up to 7 members in each ring, wherein at least one ring is aromatic,
- (2) substituted aryl in which as many as three substituents, X, Y, and Z, may be present, wherein X, Y and Z independently are selected from:
- (a) hydrogen,
 - (b) C₁₋₁₀alkyl, unsubstituted or substituted with one or more substituents selected from:
 - (i) aryl,
 - (ii) substituted aryl in which the substituents are X', Y' and Z',
 - (iii) heteroaryl, wherein heteroaryl is defined as any stable monocyclic or bicyclic carbon ring of up to 7 members in each ring, wherein at least one ring is aromatic and wherein from one to four carbon atoms are replaced by heteroatoms selected from the group consisting of N, O and S,
 - (iv) substituted heteroaryl in which the substituents are X', Y', and Z',
 - (v) unsubstituted or substituted aryloxy, in which the substituents on aryl are X', Y' and Z',
 - (vi) unsubstituted or substituted heteroaryloxy, in which the substituents on aryl are X', Y' and Z',
 - (vii) C₁₋₆ alkoxy,
 - (viii) -OCOC₁₋₆alkyl,
 - (ix) -OCO₂C₁₋₆alkyl,
 - (x) -NO₂,
 - (xi) -NR³R⁴, wherein R³ and R⁴ are independently selected from:
 - (a') hydrogen,

- (b') C₁₋₆ alkyl unsubstituted or substituted with one or more of the substituents selected from:
- (i') aryl, which is unsubstituted or substituted with X', Y' and Z',
 - (ii') heteroaryl, which is unsubstituted or substituted with X', Y' and Z',
 - (iii') -OH,
 - (iv') -OR⁵,
 - (v') -C₁₋₆alkoxy,
 - (vi') -CO₂H,
 - (vii') oxo,
 - (viii') -C₃₋₇cycloalkyl,
 - (ix') -C₁₋₆alkyl-OH,
 - (x') -C₁₋₆alkyl-OR⁵,
- (c') or where R³ and R⁴ and the N to which they are attached may form an unsubstituted or substituted 3 to 7-membered heterocyclic ring which may include one or two addition heteroatoms independently selected from the consisting of O, S(O)_p, NR⁶ wherein R⁶ is hydrogen, or C₁₋₆alkyl and p is 0, 1 or 2; such as morpholine, thiomorpholine, piperidine or piperazine,
- (xii) -NR³COC₁₋₆alkyl-R⁴,
 - (xiii) -NR³CO₂C₁₋₆alkyl-R⁴,
 - (xiv) -NR³CONR³R⁴,
 - (xv) -OCONR³R⁴,
 - (xvi) -CHO,
 - (xvii) -CO₂H,
 - (xviii) -CONR³R⁴,
 - (xix) -OH,
 - (xx) -OR⁵,

- (xxi) -OC₁₋₆alkylOH,
 (xxii) -OC₁₋₆alkylOR⁵,
 (xxiii) oxo,
 (c) C₁₋₁₀alkyl wherein one or more of the alkyl carbons is
 5 replaced by a group selected from -NR³-, -O-,
 -S(O)_p-, -CO₂-, -O₂C-, -CONR³-, -NR³CO-,
 -NR³CONR⁴-, -CH(OH)-, alkenyl or alkynyl and the
 alkyl may be unsubstituted or substituted with one or
 more substituents selected from:
 10 (i) aryl,
 (ii) substituted aryl in which the substituents
 are X', Y' and Z',
 (iii) heteroaryl,
 (iv) substituted heteroaryl in which the
 15 substituents are X', Y', and Z',
 (v) unsubstituted or substituted
 aryloxy, in which the substituents
 on aryl are X', Y' and Z',
 (vi) unsubstituted or substituted
 20 heteroaryloxy, in which the substituents
 on aryl are X', Y' and Z',
 (vii) C₁₋₆ alkoxy,
 (viii) -OCOC₁₋₆alkyl,
 (ix) -OCO₂C₁₋₆alkyl,
 25 (x) -NO₂,
 (xi) -NR³R⁴, wherein R³ and R⁴ are defined above,
 (xii) -NR³COC₁₋₆alkyl-R⁴,
 (xiii) -NR³CO₂C₁₋₆alkyl-R⁴,
 (xiv) -NR³CONR³R⁴,
 30 (xv) -OCONR³R⁴,
 (xvi) -CHO,
 (xvii) -CO₂H,
 (xviii) -CONR³R⁴,
 (xix) -OH,

- (xx) $-OR^5$,
 (xxi) $-OC_{1-6}alkylOH$,
 (xxii) $-OC_{1-6}alkylOR^5$,
 (xxiii) oxo,
- 5 (d) $C_{1-10}alkoxy$, unsubstituted or substituted with one or more substituents selected from:
- (i) aryl,
 (ii) substituted aryl in which the substituents are X' , Y' and Z' ,
 10 (iii) heteroaryl,
 (iv) substituted heteroaryl in which the substituents are X' , Y' , and Z' ,
 (v) unsubstituted or substituted aryloxy, in which the substituents on aryl are X' , Y' and Z' ,
 15 (vi) unsubstituted or substituted heteroaryloxy, in which the substituents on aryl are X' , Y' and Z' ,
 (vii) $C_{1-6}alkoxy$,
 20 (viii) $-OCOC_{1-6}alkyl$,
 (ix) $-OCO_2C_{1-6}alkyl$,
 (x) $-NO_2$,
 (xi) $-NR^3R^4$, wherein R^3 and R^4 are defined above,
 (xii) $-NR^3COC_{1-6}alkyl-R^4$,
 25 (xiii) $-NR^3CO_2C_{1-6}alkyl-R^4$,
 (xiv) $-NR^3CONR^3R^4$,
 (xv) $-OCONR^3R^4$,
 (xvi) $-CHO$,
 (xvii) $-CO_2H$,
 30 (xviii) $-CONR^3R^4$,
 (xix) $-OH$,
 (xx) $-OR^5$,
 (xxi) $-OC_{1-6}alkylOH$,
 (xxii) $-OC_{1-6}alkylOR^5$,

- (xxiii) oxo,
- (e) C₁₋₁₀alkyl wherein one or more of the alkyl carbons is replaced by a group selected from -NR³-, -O-, -S(O)_p-, -CO₂-, -O₂C-, -CONR³-, -NR³CO-,
- 5 -NR³CONR⁴-, -CH(OH)-, alkenyl or alkynyl and the alkyl may be unsubstituted or substituted with one or more substituents selected from:
- (i) aryl,
- (ii) substituted aryl in which the substituents
- 10 are X', Y' and Z',
- (iii) heteroaryl,
- (iv) substituted heteroaryl in which the substituents are X', Y', and Z',
- (v) unsubstituted or substituted
- 15 aryloxy, in which the substituents on aryl are X', Y' and Z',
- (vi) unsubstituted or substituted heteroaryloxy, in which the substituents on aryl are X', Y' and Z',
- 20 (vii) C₁₋₆ alkoxy,
- (viii) -OCOC₁₋₆alkyl,
- (ix) -OCO₂C₁₋₆alkyl,
- (x) -NO₂,
- (xi) -NR³R⁴, wherein R³ and R⁴ are defined above,
- 25 (xii) -NR³COC₁₋₆alkyl-R⁴,
- (xiii) -NR³CO₂C₁₋₆alkyl-R⁴,
- (xiv) -NR³CONR³R⁴,
- (xv) -OCONR³R⁴,
- (xvi) -CHO,
- 30 (xvii) -CO₂H,
- (xviii) -CONR³R⁴,
- (xix) -OH,
- (xx) -OR⁵,
- (xxi) -OC₁₋₆alkylOH,

- (xxii) $-OC_{1-6}alkylOR^5$,
 (xxiii) oxo,
- (f) aryl,
 (g) substituted aryl wherein the substituents are X' , Y' or Z' ,
 5 (h) aryloxy,
 (i) substituted aryloxy wherein the substituents are X' , Y' or Z' ,
 (j) halogen,
 10 (k) $-NO_2$,
 (l) $-NR^3R^4$ wherein R^3 and R^4 are defined above,
 (m) $-NR^3COC_{1-6}alkyl-R^4$,
 (n) $-NR^3CO_2C_{1-6}alkyl-R^4$,
 (o) $-NR^3CONR^3R^4$,
 15 (p) $-OCONR^3R^4$,
 (q) $-CN$,
 (r) $-CHO$,
 (s) $-CO_2H$,
 (t) $-CONR^3R^4$,
 20 (u) $-CF_3$,
 (v) $-S(O)_pR^7$, wherein R^7 is hydrogen, $C_{1-6}alkyl$, trifluoromethyl, or phenyl and p is 0, 1 or 2,
 (x) $-CH(OR^8)(OR^9)$, wherein R^8 and R^9 are $C_{1-3}alkyl$ or taken together form an ethyl or propyl
 25 bridge,
 (y) $R^3C(O)_n-$ wherein R^3 is defined above, and n is 1 or 2,
 (z) OH ,
 (a'') OR^5 , and
 (b'') $-R^5$;
 30

or any two of X , Y and Z may be joined to form a saturated ring having 5, 6 or 7 ring atoms, said ring atoms comprising 1 or 2 oxygen atoms, the remaining ring atoms being carbon, such as dioxolanyl or dioxanyl;

X', Y' and Z' independently are selected from:

- (a) hydrogen,
- (b) C₁₋₆alkyl,
- (c) C₂₋₆alkenyl,
- 5 (d) halogen,
- (e) -NR³R⁴, wherein R³, R⁴, and m are as defined above,
- (f) -CN,
- (g) -CHO,
- 10 (h) -CO₂H,
- (i) -CONR³R⁴,
- (j) -CF₃,
- (k) -S(O)_pR⁷, wherein R⁷ is hydrogen, C₁₋₆alkyl, trifluoromethyl, or phenyl, and p is 0, 1 or 2,
- 15 (l) -OH,
- (m) -OR⁵, and
- (n) -R⁵;

R⁵ is selected from:

- 20 (a) -PO(OH)O⁻M⁺, wherein M⁺ is a positively charged inorganic or organic counterion,
- (b) -SO₃⁻M⁺,
- (c) -CO(CH₂)_qCO₂⁻M⁺, wherein q is 1-3, and
- (d) -CO-C₁₋₆alkyl-NR⁶R⁷, wherein R⁶ and R⁷
- 25 are as defined above and the alkyl is unsubstituted or substituted with one or more substituents selected from:
 - (i) hydroxy,
 - (ii) C₁₋₆alkoxy,
 - 30 (iii) -NR¹⁶R¹⁷, wherein R¹⁶ and R¹⁷ are independently selected from:
 - (a') hydrogen, and
 - (b') C₁₋₆alkyl,
 - (iv) -COOR⁶, wherein R⁶ is as defined above,

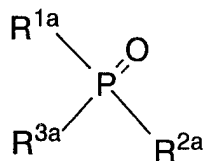
- (v) phenyl,
 (iv) substituted phenyl in which the substituents
 are X, Y and Z,
 (vii) heteroaryl,
 5 (viii) -SH, and
 (ix) -S-C₁₋₆alkyl;

M is selected from S(O)_p, where p is defined above; and

10 n is 1 or 2;

or a pharmaceutically acceptable salt, hydrate or crystal form thereof.

5. The method according to Claim 3, wherein the
 15 phosphine oxide compound administered is illustrated by Formula II:



II

wherein

20 R^{1a} is selected from:

- a) phenyl, and
 b) N=P(R^{5a})₃;

25 R^{2a} is aryl;

R^{3a} is selected from:

- a) C₁-C₆ alkyl-aryl, where the aryl group may be
 unsubstituted or substituted with one to four substituents
 30 independently selected from halo and C₁-C₃ alkyl; and

b) unsubstituted or substituted benzyl, where the substituent is (C₁-C₅ alkyl)_n;

R^{5a} is selected from: C₁-C₈ alkyl and aryl; and

5

n is selected from: 0, 1, 2, 3 and 4;

or a pharmaceutically acceptable salt, hydrate or crystal form thereof.

10 6. The method according to Claim 3, wherein the compound administered is selected from the group consisting of:

6-(4-Chlorophenylthio)-2-(4-methoxyphenyl)-5-methyl-3-oxo-2,3-dihydropyridazine-4-carbonitrile;

15

2-(4-methylphenyl)-5-methyl-3-oxo-6-(4-methylphenylthio)-2,3-dihydropyridazine-4-carbonitrile;

2-(Diphenylphosphinylmethyl)-4'-fluoro-3,5,3'-trimethyl-biphenyl;

20

(2-Isopropyl-5-methylcyclohexyl)diphenylphosphine oxide; and

N-triphenylphosphoranylidene/diphenylphosphonic amide;

25

or a pharmaceutically acceptable salt, hydrate or crystal form thereof.

7. A method of treating or preventing cardiac arrhythmia in mammals comprising the administration of a compound which blocks ultra-rapidly-activating delayed rectifier K⁺ current (I_{Kur}) at a concentration of about 1 μM or less.

30

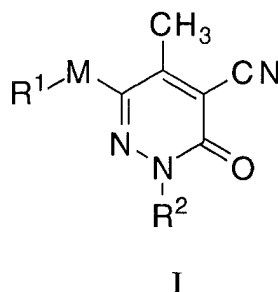
8. The method of Claim 7, wherein the concentration which blocks I_{Kur} by 50% (IC₅₀) is at least about 10-fold lower than the IC₅₀ concentrations which block a slowly activating delayed rectifier

35

potassium K^+ current (I_{K_S}), a rapidly activating and deactivating delayed rectifier potassium current (I_{K_R}) or an inward rectifier K^+ current, I_{K1} .

5 9. The method according to Claim 8, wherein the compound administered is a pyridazinone or phosphine oxide compound or its pharmaceutically acceptable salt, hydrate or crystal form.

10 10. The method according to Claim 9, wherein the pyridazinone compound administered is illustrated by Formula I:



wherein:

15

R^1 and R^2 are selected from:

- (1) aryl, wherein aryl is defined as any stable monocyclic or bicyclic carbon ring of up to 7 members in each ring, wherein at least one ring is aromatic,
- 20 (2) substituted aryl in which as many as three substituents, X, Y, and Z, may be present, wherein X, Y and Z independently are selected from:
 - (a) hydrogen,
 - (b) C_{1-10} alkyl, unsubstituted or substituted with one or

25 more substituents selected from:

 - (i) aryl,
 - (ii) substituted aryl in which the substituents are X' , Y' and Z' ,

- 5 (iii) heteroaryl, wherein heteroaryl is defined as any stable monocyclic or bicyclic carbon ring of up to 7 members in each ring, wherein at least one ring is aromatic and wherein from one to four carbon atoms are replaced by heteroatoms selected from the group consisting of N, O and S,
- 10 (iv) substituted heteroaryl in which the substituents are X', Y', and Z',
- (v) unsubstituted or substituted aryloxy, in which the substituents on aryl are X', Y' and Z',
- 15 (vi) unsubstituted or substituted heteroaryloxy, in which the substituents on aryl are X', Y' and Z',
- (vii) C₁₋₆ alkoxy,
- (viii) -OCOC₁₋₆alkyl,
- (ix) -OCO₂C₁₋₆alkyl,
- (x) -NO₂,
- 20 (xi) -NR³R⁴, wherein R³ and R⁴ are independently selected from:
- (a') hydrogen,
- (b') C₁₋₆ alkyl unsubstituted or substituted with one or more of the substituents selected from:
- 25 (i') aryl, which is unsubstituted or substituted with X', Y' and Z',
- (ii') heteroaryl, which is unsubstituted or substituted with X', Y' and Z',
- 30 (iii') -OH,
- (iv') -OR⁵,
- (v') -C₁₋₆alkoxy,
- (vi') -CO₂H,
- (vii') oxo,

- (viii') -C₃₋₇cycloalkyl,
 (ix') -C₁₋₆alkyl-OH,
 (x') -C₁₋₆alkyl-OR⁵,
 (c') or where R³ and R⁴ and the N to which they are attached may form an unsubstituted or substituted 3 to 7-membered heterocyclic ring which may include one or two addition heteroatoms independently selected from the consisting of O, S(O)_p, NR⁶ wherein R⁶ is hydrogen, or C₁₋₆alkyl and p is 0, 1 or 2; such as morpholine, thiomorpholine, piperidine or piperizine,
 (xii) -NR³COC₁₋₆alkyl-R⁴,
 (xiii) -NR³CO₂C₁₋₆alkyl-R⁴,
 (xiv) -NR³CONR³R⁴,
 (xv) -OCONR³R⁴,
 (xvi) -CHO,
 (xvii) -CO₂H,
 (xviii) -CONR³R⁴,
 (xix) -OH,
 (xx) -OR⁵,
 (xxi) -OC₁₋₆alkylOH,
 (xxii) -OC₁₋₆alkylOR⁵,
 (xxiii) oxo,
 (c) C₁₋₁₀alkyl wherein one or more of the alkyl carbons is replaced by a group selected from -NR³-, -O-, -S(O)_p-, -CO₂-, -O₂C-, -CONR³-, -NR³CO-, -NR³CONR⁴-, -CH(OH)-, alkenyl or alkynyl and the alkyl may be unsubstituted or substituted with one or more substituents selected from:
 (i) aryl,
 (ii) substituted aryl in which the substituents are X', Y' and Z',

- (iii) heteroaryl,
(iv) substituted heteroaryl in which the substituents are X', Y', and Z',
(v) unsubstituted or substituted aryloxy, in which the substituents on aryl are X', Y' and Z',
(vi) unsubstituted or substituted heteroaryloxy, in which the substituents on aryl are X', Y' and Z',
(vii) C₁₋₆ alkoxy,
(viii) -OCOC₁₋₆alkyl,
(ix) -OCO₂C₁₋₆alkyl,
(x) -NO₂,
(xi) -NR³R⁴, wherein R³ and R⁴ are defined above,
(xii) -NR³COC₁₋₆alkyl-R⁴,
(xiii) -NR³CO₂C₁₋₆alkyl-R⁴,
(xiv) -NR³CONR³R⁴,
(xv) -OCONR³R⁴,
(xvi) -CHO,
(xvii) -CO₂H,
(xviii) -CONR³R⁴,
(xix) -OH,
(xx) -OR⁵,
(xxi) -OC₁₋₆alkylOH,
(xxii) -OC₁₋₆alkylOR⁵,
(xxiii) oxo,
(d) C₁₋₁₀alkoxy, unsubstituted or substituted with one or more substituents selected from:
(i) aryl,
(ii) substituted aryl in which the substituents are X', Y' and Z',
(iii) heteroaryl,
(iv) substituted heteroaryl in which the

- substituents are X', Y', and Z',
- (v) unsubstituted or substituted
aryloxy, in which the substituents
on aryl are X', Y' and Z',
- 5 (vi) unsubstituted or substituted
heteroaryloxy, in which the substituents
on aryl are X', Y' and Z',
- (vii) C₁₋₆ alkoxy,
- (viii) -OCOC₁₋₆alkyl,
- 10 (ix) -OCO₂C₁₋₆alkyl,
- (x) -NO₂,
- (xi) -NR³R⁴, wherein R³ and R⁴ are defined above,
- (xii) -NR³COC₁₋₆alkyl-R⁴,
- (xiii) -NR³CO₂C₁₋₆alkyl-R⁴,
- 15 (xiv) -NR³CONR³R⁴,
- (xv) -OCONR³R⁴,
- (xvi) -CHO,
- (xvii) -CO₂H,
- (xviii) -CONR³R⁴,
- 20 (xix) -OH,
- (xx) -OR⁵,
- (xxi) -OC₁₋₆alkylOH,
- (xxii) -OC₁₋₆alkylOR⁵,
- (xxiii) oxo,
- 25 (e) C₁₋₁₀alkyl wherein one or more of the alkyl carbons is
replaced by a group selected from -NR³-, -O-,
-S(O)_p-, -CO₂-, -O₂C-, -CONR³-, -NR³CO-,
-NR³CONR⁴-, -CH(OH)-, alkenyl or alkynyl and the
alkyl may be unsubstituted or substituted with one or
30 more substituents selected from:
- (i) aryl,
- (ii) substituted aryl in which the substituents
are X', Y' and Z',
- (iii) heteroaryl,

- (iv) substituted heteroaryl in which the substituents are X', Y', and Z',
- (v) unsubstituted or substituted aryloxy, in which the substituents on aryl are X', Y' and Z',
- (vi) unsubstituted or substituted heteroaryloxy, in which the substituents on aryl are X', Y' and Z',
- (vii) C₁₋₆ alkoxy,
- (viii) -OCOC₁₋₆alkyl,
- (ix) -OCO₂C₁₋₆alkyl,
- (x) -NO₂,
- (xi) -NR³R⁴, wherein R³ and R⁴ are defined above,
- (xii) -NR³COC₁₋₆alkyl-R⁴,
- (xiii) -NR³CO₂C₁₋₆alkyl-R⁴,
- (xiv) -NR³CONR³R⁴,
- (xv) -OCONR³R⁴,
- (xvi) -CHO,
- (xvii) -CO₂H,
- (xviii) -CONR³R⁴,
- (xix) -OH,
- (xx) -OR⁵,
- (xxi) -OC₁₋₆alkylOH,
- (xxii) -OC₁₋₆alkylOR⁵,
- (xxiii) oxo,
- (f) aryl,
- (g) substituted aryl wherein the substituents are X', Y' or Z',
- (h) aryloxy,
- (i) substituted aryloxy wherein the substituents are X', Y' or Z',
- (j) halogen,
- (k) -NO₂,
- (l) -NR³R⁴ wherein R³ and R⁴ are defined above,

- (m) $-\text{NR}^3\text{COC}_{1-6}\text{alkyl}-\text{R}^4$,
 (n) $-\text{NR}^3\text{CO}_2\text{C}_{1-6}\text{alkyl}-\text{R}^4$,
 (o) $-\text{NR}^3\text{CONR}^3\text{R}^4$,
 (p) $-\text{OCONR}^3\text{R}^4$,
 5 (q) $-\text{CN}$,
 (r) $-\text{CHO}$,
 (s) $-\text{CO}_2\text{H}$,
 (t) $-\text{CONR}^3\text{R}^4$,
 (u) $-\text{CF}_3$,
 10 (v) $-\text{S}(\text{O})_p\text{R}^7$, wherein R^7 is hydrogen, $\text{C}_{1-6}\text{alkyl}$,
 trifluoromethyl, or phenyl and p is 0, 1 or 2,
 (x) $-\text{CH}(\text{OR}^8)(\text{OR}^9)$, wherein R^8 and R^9 are
 $\text{C}_{1-3}\text{alkyl}$ or taken together form an ethyl or propyl
 bridge,
 15 (y) $\text{R}^3\text{C}(\text{O})_n-$ wherein R^3 is defined above, and n is 1 or 2,
 (z) OH ,
 (a'') OR^5 , and
 (b'') $-\text{R}^5$;
- 20 or any two of X, Y and Z may be joined to form a saturated ring having 5,
 6 or 7 ring atoms, said ring atoms comprising 1 or 2 oxygen atoms, the
 remaining ring atoms being carbon, such as dioxolanyl or dioxanyl;

X', Y' and Z' independently are selected from:

- 25 (a) hydrogen,
 (b) $\text{C}_{1-6}\text{alkyl}$,
 (c) $\text{C}_{2-6}\text{alkenyl}$,
 (d) halogen,
 (e) $-\text{NR}^3\text{R}^4$, wherein R^3 , R^4 , and m are as defined above,
 30 (f) $-\text{CN}$,
 (g) $-\text{CHO}$,
 (h) $-\text{CO}_2\text{H}$,
 (i) $-\text{CONR}^3\text{R}^4$,
 (j) $-\text{CF}_3$,

- 5 (k) $-S(O)_pR^7$, wherein R^7 is hydrogen, C_{1-6} alkyl, trifluoromethyl, or phenyl, and p is 0, 1 or 2,
 (l) $-OH$,
 (m) $-OR^5$, and
 (n) $-R^5$;

R^5 is selected from:

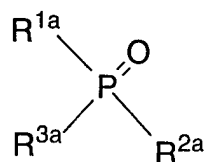
- 10 (a) $-PO(OH)O^-M^+$, wherein M^+ is a positively charged inorganic or organic counterion,
 (b) $-SO_3^-M^+$,
 (c) $-CO(CH_2)_qCO_2^-M^+$, wherein q is 1-3, and
 (d) $-CO-C_{1-6}alkyl-NR^6R^7$, wherein R^6 and R^7 are as defined above and the alkyl is unsubstituted or substituted with one or more substituents
 15 selected from:
 (i) hydroxy,
 (ii) C_{1-6} alkoxy,
 (iii) $-NR^{16}R^{17}$, wherein R^{16} and R^{17} are independently selected from:
 20 (a') hydrogen, and
 (b') C_{1-6} alkyl,
 (iv) $-COOR^6$, wherein R^6 is as defined above,
 (v) phenyl,
 (iv) substituted phenyl in which the substituents are X, Y and Z,
 25 (vii) heteroaryl,
 (viii) $-SH$, and
 (ix) $-S-C_{1-6}alkyl$;

30 M is selected from $S(O)_p$, where p is defined above; and

n is 1 or 2;

or a pharmaceutically acceptable salt, hydrate or crystal form thereof.

11. The method according to Claim 9, wherein the phosphine oxide compound administered is illustrated by Formula II:



II

wherein

R^{1a} is selected from:

- 10 a) phenyl, and
 b) N=P(R^{5a})₃ ;

R^{2a} is aryl;

15

R^{3a} is selected from:

- a) C₁-C₆ alkyl-aryl, where the aryl group may be
 unsubstituted or substituted with one to four substituents
 independently selected from halo and C₁-C₃ alkyl; and
20 b) unsubstituted or substituted benzyl, where the
 substituent is (C₁-C₅ alkyl)_n;

R^{5a} is selected from: C₁-C₈ alkyl and aryl; and

25 n is selected from: 0, 1, 2, 3 and 4;

or a pharmaceutically acceptable salt, hydrate or crystal form thereof.

12. The method of Claim 9, wherein the compound
30 administered is selected from the group consisting of:

6-(4-Chlorophenylthio)-2-(4-methoxyphenyl)-5-methyl-3-oxo-2,3-dihydropyridazine-4-carbonitrile;

2-(4-methylphenyl)-5-methyl-3-oxo-6-(4-methylphenylthio)-2,3-dihydropyridazine-4-carbonitrile;

2-(Diphenylphosphinylmethyl)-4'-fluoro-3,5,3'-trimethylbiphenyl;

(2-Isopropyl-5-methylcyclohexyl)diphenylphosphine oxide; and

N-triphenylphosphoranylidene/diphenylphosphonic amide;

or a pharmaceutically acceptable salt, hydrate or crystal form thereof.

15

13. A method of treating or preventing atrial flutter comprising the administration of a compound which blocks the ultra-rapidly-activating delayed rectifier K^+ current (I_{Kur}) at a concentration of about $1\mu M$ or less.

20

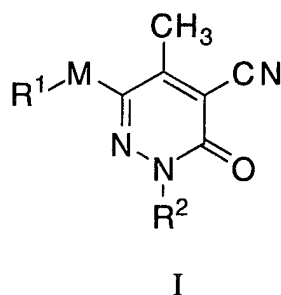
14. The method according to Claim 13, wherein the concentration which blocks I_{Kur} by 50% is at least about 10 fold lower than the concentration which blocks a slowly activating delayed rectifier potassium K^+ current (I_{Ks}), a rapidly activating and deactivating delayed rectifier potassium current (I_{Kr}) or an inward rectifier K^+ current, I_{K1} .

25

15. The method according to Claim 14, wherein the compound administered is a pyridazinone or phosphine oxide compound or its pharmaceutically acceptable salt, hydrate or crystal form thereof.

30

16. The method according to Claim 15, wherein the pyridazinone compound administered is illustrated by Formula I:



wherein:

5 R^1 and R^2 are selected from:

(1) aryl, wherein aryl is defined as any stable monocyclic or bicyclic carbon ring of up to 7 members in each ring, wherein at least one ring is aromatic,

10 (2) substituted aryl in which as many as three substituents, X, Y, and Z, may be present, wherein X, Y and Z independently are selected from:

(a) hydrogen,

(b) C_{1-10} alkyl, unsubstituted or substituted with one or more substituents selected from:

15

(i) aryl,

(ii) substituted aryl in which the substituents are X' , Y' and Z' ,

20

(iii) heteroaryl, wherein heteroaryl is defined as any stable monocyclic or bicyclic carbon ring of up to 7 members in each ring, wherein at least one ring is aromatic and wherein from one to four carbon atoms are replaced by heteroatoms selected from the group consisting of N, O and S,

25

(iv) substituted heteroaryl in which the substituents are X' , Y' , and Z' ,

(v) unsubstituted or substituted aryloxy, in which the substituents on aryl are X' , Y' and Z' ,

- (vi) unsubstituted or substituted heteroaryloxy, in which the substituents on aryl are X', Y' and Z',
- (vii) C₁₋₆ alkoxy,
- 5 (viii) -OCOC₁₋₆alkyl,
- (ix) -OCO₂C₁₋₆alkyl,
- (x) -NO₂,
- (xi) -NR³R⁴, wherein R³ and R⁴ are independently selected from:
- 10 (a') hydrogen,
- (b') C₁₋₆ alkyl unsubstituted or substituted with one or more of the substituents selected from:
- (i') aryl, which is unsubstituted or
- 15 substituted with X', Y' and Z',
- (ii') heteroaryl, which is unsubstituted or substituted with X', Y' and Z',
- (iii') -OH,
- (iv') -OR⁵,
- 20 (v') -C₁₋₆alkoxy,
- (vi') -CO₂H,
- (vii') oxo,
- (viii') -C₃₋₇cycloalkyl,
- (ix') -C₁₋₆alkyl-OH,
- 25 (x') -C₁₋₆alkyl-OR⁵,
- (c') or where R³ and R⁴ and the N to which they are attached may form an unsubstituted or substituted 3 to 7-membered heterocyclic ring which may include one or two addition heteroatoms independently selected from the consisting of O, S(O)_p, NR⁶ wherein R⁶ is hydrogen, or C₁₋₆alkyl and p is 0, 1 or 2;
- 30

- such as morpholine, thiomorpholine,
piperidine or piperazine,
- (xii) $-NR^3COC_{1-6}alkyl-R^4$,
 (xiii) $-NR^3CO_2C_{1-6}alkyl-R^4$,
 5 (xiv) $-NR^3CONR^3R^4$,
 (xv) $-OCONR^3R^4$,
 (xvi) $-CHO$,
 (xvii) $-CO_2H$,
 (xviii) $-CONR^3R^4$,
 10 (xix) $-OH$,
 (xx) $-OR^5$,
 (xxi) $-OC_{1-6}alkylOH$,
 (xxii) $-OC_{1-6}alkylOR^5$,
 (xxiii) oxo,
- 15 (c) $C_{1-10}alkyl$ wherein one or more of the alkyl carbons is
 replaced by a group selected from $-NR^3-$, $-O-$,
 $-S(O)_p-$, $-CO_2-$, $-O_2C-$, $-CONR^3-$, $-NR^3CO-$,
 $-NR^3CONR^4-$, $-CH(OH)-$, alkenyl or alkynyl and the
 alkyl may be unsubstituted or substituted with one or
 20 more substituents selected from:
- (i) aryl,
 (ii) substituted aryl in which the substituents
 are X' , Y' and Z' ,
 (iii) heteroaryl,
 25 (iv) substituted heteroaryl in which the
 substituents are X' , Y' , and Z' ,
 (v) unsubstituted or substituted
 aryloxy, in which the substituents
 on aryl are X' , Y' and Z' ,
 30 (vi) unsubstituted or substituted
 heteroaryloxy, in which the substituents
 on aryl are X' , Y' and Z' ,
 (vii) C_{1-6} alkoxy,
 (viii) $-OCOC_{1-6}alkyl$,

- (ix) $-\text{OCO}_2\text{C}_{1-6}\text{alkyl}$,
 (x) $-\text{NO}_2$,
 (xi) $-\text{NR}^3\text{R}^4$, wherein R^3 and R^4 are defined above,
 (xii) $-\text{NR}^3\text{COC}_{1-6}\text{alkyl-R}^4$,
 5 (xiii) $-\text{NR}^3\text{CO}_2\text{C}_{1-6}\text{alkyl-R}^4$,
 (xiv) $-\text{NR}^3\text{CONR}^3\text{R}^4$,
 (xv) $-\text{OCONR}^3\text{R}^4$,
 (xvi) $-\text{CHO}$,
 (xvii) $-\text{CO}_2\text{H}$,
 10 (xviii) $-\text{CONR}^3\text{R}^4$,
 (xix) $-\text{OH}$,
 (xx) $-\text{OR}^5$,
 (xxi) $-\text{OC}_{1-6}\text{alkylOH}$,
 (xxii) $-\text{OC}_{1-6}\text{alkylOR}^5$,
 15 (xxiii) oxo,
 (d) $\text{C}_{1-10}\text{alkoxy}$, unsubstituted or substituted with one
 or more substituents selected from:
 (i) aryl,
 (ii) substituted aryl in which the substituents
 20 are X' , Y' and Z' ,
 (iii) heteroaryl,
 (iv) substituted heteroaryl in which the
 substituents are X' , Y' , and Z' ,
 (v) unsubstituted or substituted
 25 aryloxy, in which the substituents
 on aryl are X' , Y' and Z' ,
 (vi) unsubstituted or substituted
 heteroaryloxy, in which the substituents
 on aryl are X' , Y' and Z' ,
 30 (vii) C_{1-6} alkoxy,
 (viii) $-\text{OCOC}_{1-6}\text{alkyl}$,
 (ix) $-\text{OCO}_2\text{C}_{1-6}\text{alkyl}$,
 (x) $-\text{NO}_2$,
 (xi) $-\text{NR}^3\text{R}^4$, wherein R^3 and R^4 are defined above,

- (xii) $-\text{NR}^3\text{COC}_{1-6}\text{alkyl}-\text{R}^4$,
 (xiii) $-\text{NR}^3\text{CO}_2\text{C}_{1-6}\text{alkyl}-\text{R}^4$,
 (xiv) $-\text{NR}^3\text{CONR}^3\text{R}^4$,
 (xv) $-\text{OCONR}^3\text{R}^4$,
 5 (xvi) $-\text{CHO}$,
 (xvii) $-\text{CO}_2\text{H}$,
 (xviii) $-\text{CONR}^3\text{R}^4$,
 (xix) $-\text{OH}$,
 (xx) $-\text{OR}^5$,
 10 (xxi) $-\text{OC}_{1-6}\text{alkylOH}$,
 (xxii) $-\text{OC}_{1-6}\text{alkylOR}^5$,
 (xxiii) oxo,
 (e) $\text{C}_{1-10}\text{alkyl}$ wherein one or more of the alkyl carbons is
 replaced by a group selected from $-\text{NR}^3-$, $-\text{O}-$,
 15 $-\text{S}(\text{O})_p-$, $-\text{CO}_2-$, $-\text{O}_2\text{C}-$, $-\text{CONR}^3-$, $-\text{NR}^3\text{CO}-$,
 $-\text{NR}^3\text{CONR}^4-$, $-\text{CH}(\text{OH})-$, alkenyl or alkynyl and the
 alkyl may be unsubstituted or substituted with one or
 more substituents selected from:
 (i) aryl,
 20 (ii) substituted aryl in which the substituents
 are X' , Y' and Z' ,
 (iii) heteroaryl,
 (iv) substituted heteroaryl in which the
 substituents are X' , Y' , and Z' ,
 25 (v) unsubstituted or substituted
 aryloxy, in which the substituents
 on aryl are X' , Y' and Z' ,
 (vi) unsubstituted or substituted heteroaryloxy, in
 which the substituents on aryl are X' , Y' and
 30 Z' ,
 (vii) C_{1-6} alkoxy,
 (viii) $-\text{OCOC}_{1-6}\text{alkyl}$,
 (ix) $-\text{OCO}_2\text{C}_{1-6}\text{alkyl}$,
 (x) $-\text{NO}_2$,

- (xi) $-NR^3R^4$, wherein R^3 and R^4 are defined above,
 (xii) $-NR^3COC_{1-6}alkyl-R^4$,
 (xiii) $-NR^3CO_2C_{1-6}alkyl-R^4$,
 (xiv) $-NR^3CONR^3R^4$,
 5 (xv) $-OCONR^3R^4$,
 (xvi) $-CHO$,
 (xvii) $-CO_2H$,
 (xviii) $-CONR^3R^4$,
 (xix) $-OH$,
 10 (xx) $-OR^5$,
 (xxi) $-OC_{1-6}alkylOH$,
 (xxii) $-OC_{1-6}alkylOR^5$,
 (xxiii) oxo,
 (f) aryl,
 15 (g) substituted aryl wherein the substituents are X' , Y' or Z' ,
 (h) aryloxy,
 (i) substituted aryloxy wherein the substituents are X' , Y' or Z' ,
 20 (j) halogen,
 (k) $-NO_2$,
 (l) $-NR^3R^4$ wherein R^3 and R^4 are defined above,
 (m) $-NR^3COC_{1-6}alkyl-R^4$,
 (n) $-NR^3CO_2C_{1-6}alkyl-R^4$,
 25 (o) $-NR^3CONR^3R^4$,
 (p) $-OCONR^3R^4$,
 (q) $-CN$,
 (r) $-CHO$,
 (s) $-CO_2H$,
 30 (t) $-CONR^3R^4$,
 (u) $-CF_3$,
 (v) $-S(O)_pR^7$, wherein R^7 is hydrogen, $C_{1-6}alkyl$, trifluoromethyl, or phenyl and p is 0, 1 or 2,

- 5
- (x) $-\text{CH}(\text{OR}^8)(\text{OR}^9)$, wherein R^8 and R^9 are C_{1-3} alkyl or taken together form an ethyl or propyl bridge,
 - (y) $\text{R}^3\text{C}(\text{O})_n-$ wherein R^3 is defined above, and n is 1 or 2,
 - (z) OH ,
 - (a'') OR^5 , and
 - (b'') $-\text{R}^5$;

10 or any two of X, Y and Z may be joined to form a saturated ring having 5, 6 or 7 ring atoms, said ring atoms comprising 1 or 2 oxygen atoms, the remaining ring atoms being carbon, such as dioxolanyl or dioxanyl;

X', Y' and Z' independently are selected from:

- 15
- (a) hydrogen,
 - (b) C_{1-6} alkyl,
 - (c) C_{2-6} alkenyl,
 - (d) halogen,
 - (e) $-\text{NR}^3\text{R}^4$, wherein R^3 , R^4 , and m are as defined above,
- 20
- (f) $-\text{CN}$,
 - (g) $-\text{CHO}$,
 - (h) $-\text{CO}_2\text{H}$,
 - (i) $-\text{CONR}^3\text{R}^4$,
 - (j) $-\text{CF}_3$,
- 25
- (k) $-\text{S}(\text{O})_p\text{R}^7$, wherein R^7 is hydrogen, C_{1-6} alkyl, trifluoromethyl, or phenyl, and p is 0, 1 or 2,
 - (l) $-\text{OH}$,
 - (m) $-\text{OR}^5$, and
 - (n) $-\text{R}^5$;

30

R^5 is selected from:

- (a) $-\text{PO}(\text{OH})\text{O}^-\text{M}^+$, wherein M^+ is a positively charged inorganic or organic counterion,
- (b) $-\text{SO}_3^-\text{M}^+$,

- (c) $-\text{CO}(\text{CH}_2)_q\text{CO}_2^-\text{M}^+$, wherein q is 1-3, and
- (d) $-\text{CO}-\text{C}_{1-6}\text{alkyl}-\text{NR}^6\text{R}^7$, wherein R^6 and R^7 are as defined above and the alkyl is unsubstituted or substituted with one or more substituents selected from:
- (i) hydroxy,
 - (ii) $\text{C}_{1-6}\text{alkoxy}$,
 - (iii) $-\text{NR}^{16}\text{R}^{17}$, wherein R^{16} and R^{17} are independently selected from:
 - (a') hydrogen, and
 - (b') $\text{C}_{1-6}\text{alkyl}$,
 - (iv) $-\text{COOR}^6$, wherein R^6 is as defined above,
 - (v) phenyl,
 - (iv) substituted phenyl in which the substituents are X, Y and Z,
 - vii) heteroaryl,
 - (viii) $-\text{SH}$, and
 - (ix) $-\text{S}-\text{C}_{1-6}\text{alkyl}$;

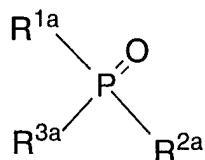
20 M is selected from $\text{S}(\text{O})_p$, where p is defined above; and

n is 1 or 2;

or a pharmaceutically acceptable salt, hydrate or crystal form thereof.

25

17. The method according to Claim 15, wherein the phosphine oxide compound administered is illustrated by Formula II:



30

II

wherein

R1a is selected from:

- 5 a) phenyl, and
 b) N=P(R5a)₃ ;

R2a is aryl;

10 R3a is selected from:

- a) C₁-C₆ alkyl-aryl, where the aryl group may be
 unsubstituted or substituted with one to four substituents
 independently selected from halo and C₁-C₃ alkyl; and
 b) unsubstituted or substituted benzyl, where the
15 substituent is (C₁-C₅ alkyl)_n;

R5a is selected from: C₁-C₈ alkyl and aryl; and

n is selected from: 0, 1, 2, 3 and 4;
20

or a pharmaceutically acceptable salt, hydrate or crystal form thereof.

18. The method according to Claim 15, wherein the
compound administered is selected from the group consisting of:

25

6-(4-Chlorophenylthio)-2-(4-methoxyphenyl)-5-methyl-3-oxo-2,3-
dihydropyridazine-4-carbonitrile;

2-(4-methylphenyl)-5-methyl-3-oxo-6-(4-methylphenylthio)-2,3-
30 dihydropyridazine-4-carbonitrile;

2-(Diphenylphosphinylmethyl)-4'-fluoro-3,5,3'-trimethyl-
biphenyl;

35 (2-Isopropyl-5-methylcyclohexyl)diphenylphosphine oxide; and

N-triphenylphosphoranylidene/diphenylphosphonic amide;

or a pharmaceutically acceptable salt, hydrate or crystal form thereof.

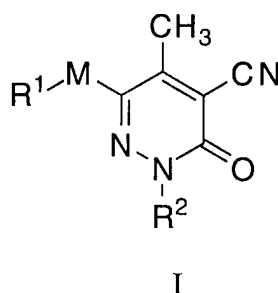
5 19. A method treating or preventing atrial arrhythmia comprising the administration of a compound which blocks the ultra-rapidly-activating delayed rectifier K^+ current (I_{Kur}) at a concentration of about $1\mu M$ or less.

10 20. The method according to Claim 18, wherein the concentration which blocks I_{Kur} by 50% is at least about 10 fold lower than the concentration which blocks a slowly activating delayed rectifier potassium K^+ current (I_{Ks}), a rapidly activating and deactivating delayed rectifier potassium current (I_{Kr}) or an inward rectifier K^+
15 current, I_{K1} .

 21. The method according to Claim 20, wherein the compound administered is a pyridazinone or phosphine oxide compound or a pharmaceutically acceptable salt, hydrate or crystal form thereof.

20

 22. The method according to Claim 21, wherein the pyridazinone compound administered is illustrated by Formula I:



25

wherein:

R^1 and R^2 are selected from:

(1) aryl, wherein aryl is defined as any stable monocyclic or bicyclic carbon ring of up to 7 members in each ring, wherein at least one ring is aromatic,

5 (2) substituted aryl in which as many as three substituents, X, Y, and Z, may be present, wherein X, Y and Z independently are selected from:

- (a) hydrogen,
- (b) C₁₋₁₀alkyl, unsubstituted or substituted with one or more substituents selected from:

- 10 (i) aryl,
- (ii) substituted aryl in which the substituents are X', Y' and Z',
- (iii) heteroaryl, wherein heteroaryl is defined as
15 any stable monocyclic or bicyclic carbon ring of up to 7 members in each ring, wherein at least one ring is aromatic and wherein from one to four carbon atoms are replaced by heteroatoms selected from the group consisting of N, O and S,
- 20 (iv) substituted heteroaryl in which the substituents are X', Y', and Z',
- (v) unsubstituted or substituted aryloxy, in which the substituents on aryl are X', Y' and Z',
- 25 (vi) unsubstituted or substituted heteroaryloxy, in which the substituents on aryl are X', Y' and Z',
- (vii) C₁₋₆ alkoxy,
- (viii) -OCOC₁₋₆alkyl,
- 30 (ix) -OCO₂C₁₋₆alkyl,
- (x) -NO₂,
- (xi) -NR³R⁴, wherein R³ and R⁴ are independently selected from:
(a') hydrogen,

- (b') C₁₋₆ alkyl unsubstituted or substituted with one or more of the substituents selected from:
- 5 (i') aryl, which is unsubstituted or substituted with X', Y' and Z',
(ii') heteroaryl, which is unsubstituted or substituted with X', Y' and Z',
(iii') -OH,
(iv') -OR⁵,
10 (v') -C₁₋₆alkoxy,
(vi') -CO₂H,
(vii') oxo,
(viii') -C₃₋₇cycloalkyl,
(ix') -C₁₋₆alkyl-OH,
15 (x') -C₁₋₆alkyl-OR⁵,
- (c') or where R³ and R⁴ and the N to which they are attached may form an unsubstituted or substituted 3 to 7-membered heterocyclic ring which may include one or two addition heteroatoms independently selected from the consisting of O, S(O)_p, NR⁶ wherein R⁶ is hydrogen, or C₁₋₆alkyl and p is 0, 1 or 2; such as morpholine, thiomorpholine,
20 piperidine or piperizine,
- 25 (xii) -NR³COC₁₋₆alkyl-R⁴,
(xiii) -NR³CO₂C₁₋₆alkyl-R⁴,
(xiv) -NR³CONR³R⁴,
(xv) -OCONR³R⁴,
30 (xvi) -CHO,
(xvii) -CO₂H,
(xviii) -CONR³R⁴,
(xix) -OH,
(xx) -OR⁵,

- (xxi) -OC₁₋₆alkylOH,
 (xxii) -OC₁₋₆alkylOR⁵,
 (xxiii) oxo,
 (c) C₁₋₁₀alkyl wherein one or more of the alkyl carbons is
 5 replaced by a group selected from -NR³-, -O-,
 -S(O)_p-, -CO₂-, -O₂C-, -CONR³-, -NR³CO-,
 -NR³CONR⁴-, -CH(OH)-, alkenyl or alkynyl and the
 alkyl may be unsubstituted or substituted with one or
 more substituents selected from:
 10 (i) aryl,
 (ii) substituted aryl in which the substituents
 are X', Y' and Z',
 (iii) heteroaryl,
 (iv) substituted heteroaryl in which the
 15 substituents are X', Y', and Z',
 (v) unsubstituted or substituted
 aryloxy, in which the substituents
 on aryl are X', Y' and Z',
 (vi) unsubstituted or substituted
 20 heteroaryloxy, in which the substituents
 on aryl are X', Y' and Z',
 (vii) C₁₋₆ alkoxy,
 (viii) -OCOC₁₋₆alkyl,
 (ix) -OCO₂C₁₋₆alkyl,
 25 (x) -NO₂,
 (xi) -NR³R⁴, wherein R³ and R⁴ are defined above,
 (xii) -NR³COC₁₋₆alkyl-R⁴,
 (xiii) -NR³CO₂C₁₋₆alkyl-R⁴,
 (xiv) -NR³CONR³R⁴,
 30 (xv) -OCONR³R⁴,
 (xvi) -CHO,
 (xvii) -CO₂H,
 (xviii) -CONR³R⁴,
 (xix) -OH,

- (xx) $-OR^5$,
 (xxi) $-OC_{1-6}alkylOH$,
 (xxii) $-OC_{1-6}alkylOR^5$,
 (xxiii) oxo,
- 5 (d) $C_{1-10}alkoxy$, unsubstituted or substituted with one or more substituents selected from:
- (i) aryl,
 (ii) substituted aryl in which the substituents are X' , Y' and Z' ,
 10 (iii) heteroaryl,
 (iv) substituted heteroaryl in which the substituents are X' , Y' , and Z' ,
 (v) unsubstituted or substituted aryloxy, in which the substituents on aryl are X' , Y' and Z' ,
 15 (vi) unsubstituted or substituted heteroaryloxy, in which the substituents on aryl are X' , Y' and Z' ,
 (vii) $C_{1-6}alkoxy$,
 20 (viii) $-OCOC_{1-6}alkyl$,
 (ix) $-OCO_2C_{1-6}alkyl$,
 (x) $-NO_2$,
 (xi) $-NR^3R^4$, wherein R^3 and R^4 are defined above,
 (xii) $-NR^3COC_{1-6}alkyl-R^4$,
 25 (xiii) $-NR^3CO_2C_{1-6}alkyl-R^4$,
 (xiv) $-NR^3CONR^3R^4$,
 (xv) $-OCONR^3R^4$,
 (xvi) $-CHO$,
 (xvii) $-CO_2H$,
 30 (xviii) $-CONR^3R^4$,
 (xix) $-OH$,
 (xx) $-OR^5$,
 (xxi) $-OC_{1-6}alkylOH$,
 (xxii) $-OC_{1-6}alkylOR^5$,

- (xxiii) oxo,
- (e) C₁₋₁₀alkyl wherein one or more of the alkyl carbons is replaced by a group selected from -NR³-, -O-, -S(O)_p-, -CO₂-, -O₂C-, -CONR³-, -NR³CO-, -NR³CONR⁴-, -CH(OH)-, alkenyl or alkynyl and the alkyl may be unsubstituted or substituted with one or more substituents selected from:
- (i) aryl,
 - (ii) substituted aryl in which the substituents are X', Y' and Z',
 - (iii) heteroaryl,
 - (iv) substituted heteroaryl in which the substituents are X', Y', and Z',
 - (v) unsubstituted or substituted aryloxy, in which the substituents on aryl are X', Y' and Z',
 - (vi) unsubstituted or substituted heteroaryloxy, in which the substituents on aryl are X', Y' and Z',
 - (vii) C₁₋₆ alkoxy,
 - (viii) -OCOC₁₋₆alkyl,
 - (ix) -OCO₂C₁₋₆alkyl,
 - (x) -NO₂,
 - (xi) -NR³R⁴, wherein R³ and R⁴ are defined above,
 - (xii) -NR³COC₁₋₆alkyl-R⁴,
 - (xiii) -NR³CO₂C₁₋₆alkyl-R⁴,
 - (xiv) -NR³CONR³R⁴,
 - (xv) -OCONR³R⁴,
 - (xvi) -CHO,
 - (xvii) -CO₂H,
 - (xviii) -CONR³R⁴,
 - (xix) -OH,
 - (xx) -OR⁵,
 - (xxi) -OC₁₋₆alkylOH,

- (xxii) $-\text{OC}_{1-6}\text{alkylOR}^5$,
 (xxiii) oxo,
- (f) aryl,
 (g) substituted aryl wherein the substituents are X' , Y' or Z' ,
 (h) aryloxy,
 (i) substituted aryloxy wherein the substituents are X' , Y' or Z' ,
 (j) halogen,
 (k) $-\text{NO}_2$,
 (l) $-\text{NR}^3\text{R}^4$ wherein R^3 and R^4 are defined above,
 (m) $-\text{NR}^3\text{COC}_{1-6}\text{alkyl-R}^4$,
 (n) $-\text{NR}^3\text{CO}_2\text{C}_{1-6}\text{alkyl-R}^4$,
 (o) $-\text{NR}^3\text{CONR}^3\text{R}^4$,
 (p) $-\text{OCONR}^3\text{R}^4$,
 (q) $-\text{CN}$,
 (r) $-\text{CHO}$,
 (s) $-\text{CO}_2\text{H}$,
 (t) $-\text{CONR}^3\text{R}^4$,
 (u) $-\text{CF}_3$,
 (v) $-\text{S(O)}_p\text{R}^7$, wherein R^7 is hydrogen, $\text{C}_{1-6}\text{alkyl}$, trifluoromethyl, or phenyl and p is 0, 1 or 2,
 (x) $-\text{CH(OR}^8)(\text{OR}^9)$, wherein R^8 and R^9 are $\text{C}_{1-3}\text{alkyl}$ or taken together form an ethyl or propyl bridge,
 (y) $\text{R}^3\text{C(O)}_n-$ wherein R^3 is defined above, and n is 1 or 2,
 (z) OH ,
 (a'') OR^5 , and
 (b'') $-\text{R}^5$;

or any two of X , Y and Z may be joined to form a saturated ring having 5, 6 or 7 ring atoms, said ring atoms comprising 1 or 2 oxygen atoms, the remaining ring atoms being carbon, such as dioxolanyl or dioxanyl;

X', Y' and Z' independently are selected from:

- (a) hydrogen,
- (b) C₁₋₆alkyl,
- (c) C₂₋₆alkenyl,
- 5 (d) halogen,
- (e) -NR³R⁴, wherein R³, R⁴, and m are as defined above,
- (f) -CN,
- (g) -CHO,
- 10 (h) -CO₂H,
- (i) -CONR³R⁴,
- (j) -CF₃,
- (k) -S(O)_pR⁷, wherein R⁷ is hydrogen, C₁₋₆alkyl, trifluoromethyl, or phenyl, and p is 0, 1 or 2,
- 15 (l) -OH,
- (m) -OR⁵, and
- (n) -R⁵;

R⁵ is selected from:

- 20 (a) -PO(OH)O⁻M⁺, wherein M⁺ is a positively charged inorganic or organic counterion,
- (b) -SO₃⁻M⁺,
- (c) -CO(CH₂)_qCO₂⁻M⁺, wherein q is 1-3, and
- (d) -CO-C₁₋₆alkyl-NR⁶R⁷, wherein R⁶ and R⁷
- 25 are as defined above and the alkyl is unsubstituted or substituted with one or more substituents selected from:
- (i) hydroxy,
- (ii) C₁₋₆alkoxy,
- 30 (iii) -NR¹⁶R¹⁷, wherein R¹⁶ and R¹⁷ are independently selected from:
- (a') hydrogen, and
- (b') C₁₋₆alkyl,
- (iv) -COOR⁶, wherein R⁶ is as defined above,

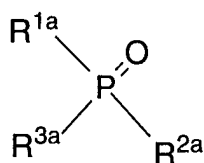
- (v) phenyl,
 (iv) substituted phenyl in which the substituents
 are X, Y and Z,
 (vii) heteroaryl,
 (viii) -SH, and
 (ix) -S-C₁₋₆alkyl;

M is selected from S(O)_p, where p is defined above; and

n is 1 or 2;

or a pharmaceutically acceptable salt, hydrate or crystal form thereof.

23. The method according to Claim 21, wherein the
 phosphine oxide compound administered is of Formula II:



II

wherein

R^{1a} is selected from:

a) phenyl, and

b) N=P(R^{5a})₃;

R^{2a} is aryl;

R^{3a} is selected from:

a) C₁-C₆ alkyl-aryl, where the aryl group may be
 unsubstituted or substituted with one to four substituents
 independently selected from halo and C₁-C₃ alkyl; and

b) unsubstituted or substituted benzyl, where the substituent is (C₁-C₅ alkyl)_n;

R_{5a} is selected from: C₁-C₈ alkyl and aryl; and

5

n is selected from: 0, 1, 2, 3 and 4;

or a pharmaceutically acceptable salt, hydrate or crystal form thereof.

10 24. The method according to Claim 21, wherein the compound administered is selected from the group consisting of:

6-(4-Chlorophenylthio)-2-(4-methoxyphenyl)-5-methyl-3-oxo-2,3-dihydropyridazine-4-carbonitrile;

15

2-(4-methylphenyl)-5-methyl-3-oxo-6-(4-methylphenylthio)-2,3-dihydropyridazine-4-carbonitrile;

2-(Diphenylphosphinylmethyl)-4'-fluoro-3,5,3'-trimethyl-biphenyl;

20

(2-Isopropyl-5-methylcyclohexyl)diphenylphosphine oxide; and

N-triphenylphosphoranylidene/diphenylphosphonic amide;

25

or a pharmaceutically acceptable salt, hydrate or crystal form thereof.

25. A method treating or preventing atrial fibrillation comprising the administration of a compound which blocks the ultra-rapidly-activating delayed rectifier K⁺ current (I_{K_{ur}}) at a concentration of about 1 μM or less.

30

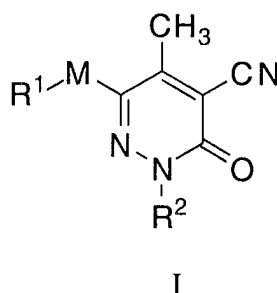
26. The method according to Claim 25, wherein the concentration which blocks I_{K_{ur}} by 50% is at least about 10 fold lower than the concentration which blocks a slowly activating delayed rectifier

35

potassium K^+ current (I_{Ks}), a rapidly activating and deactivating delayed rectifier potassium current (I_{Kr}) or an inward rectifier K^+ current, I_{K1} .

5 27. The method according to Claim 26, wherein the compound administered is a pyridazinone or phosphine oxide compound or a pharmaceutically acceptable salt, hydrate or crystal form thereof.

10 28. The method according to Claim 27, wherein the pyridazinone compound administered is illustrated by Formula I:



wherein:

15

R^1 and R^2 are selected from:

- (1) aryl, wherein aryl is defined as any stable monocyclic or bicyclic carbon ring of up to 7 members in each ring, wherein at least one ring is aromatic,
- 20 (2) substituted aryl in which as many as three substituents, X, Y, and Z, may be present, wherein X, Y and Z independently are selected from:
- (a) hydrogen,
- (b) C_{1-10} alkyl, unsubstituted or substituted with one or
- 25 more substituents selected from:
- (i) aryl,
- (ii) substituted aryl in which the substituents are X' , Y' and Z' ,

- 5 (iii) heteroaryl, wherein heteroaryl is defined as any stable monocyclic or bicyclic carbon ring of up to 7 members in each ring, wherein at least one ring is aromatic and wherein from one to four carbon atoms are replaced by heteroatoms selected from the group consisting of N, O and S,
- (iv) substituted heteroaryl in which the substituents are X', Y', and Z',
- 10 (v) unsubstituted or substituted aryloxy, in which the substituents on aryl are X', Y' and Z',
- (vi) unsubstituted or substituted heteroaryloxy, in which the substituents on aryl are X', Y' and Z',
- 15 (vii) C₁₋₆ alkoxy,
- (viii) -OCOC₁₋₆alkyl,
- (ix) -OCO₂C₁₋₆alkyl,
- (x) -NO₂,
- 20 (xi) -NR³R⁴, wherein R³ and R⁴ are independently selected from:
- (a') hydrogen,
- (b') C₁₋₆ alkyl unsubstituted or substituted with one or more of the substituents selected from:
- 25 (i') aryl, which is unsubstituted or substituted with X', Y' and Z',
- (ii') heteroaryl, which is unsubstituted or substituted with X', Y' and Z',
- 30 (iii') -OH,
- (iv') -OR⁵,
- (v') -C₁₋₆alkoxy,
- (vi') -CO₂H,
- (vii') oxo,

- (viii') -C₃₋₇cycloalkyl,
 (ix') -C₁₋₆alkyl-OH,
 (x') -C₁₋₆alkyl-OR⁵,
 5 (c') or where R³ and R⁴ and the N to which they are attached may form an unsubstituted or substituted 3 to 7-membered heterocyclic ring which may include one or two addition heteroatoms independently selected from the
 10 consisting of O, S(O)_p, NR⁶ wherein R⁶ is hydrogen, or C₁₋₆alkyl and p is 0, 1 or 2; such as morpholine, thiomorpholine, piperidine or piperizine,
 (xii) -NR³COC₁₋₆alkyl-R⁴,
 15 (xiii) -NR³CO₂C₁₋₆alkyl-R⁴,
 (xiv) -NR³CONR³R⁴,
 (xv) -OCONR³R⁴,
 (xvi) -CHO,
 (xvii) -CO₂H,
 20 (xviii) -CONR³R⁴,
 (xix) -OH,
 (xx) -OR⁵,
 (xxi) -OC₁₋₆alkylOH,
 (xxii) -OC₁₋₆alkylOR⁵,
 25 (xxiii) oxo,
 (c) C₁₋₁₀alkyl wherein one or more of the alkyl carbons is replaced by a group selected from -NR³-, -O-,
 -S(O)_p-, -CO₂-, -O₂C-, -CONR³-, -NR³CO-,
 -NR³CONR⁴-, -CH(OH)-, alkenyl or alkynyl and the
 30 alkyl may be unsubstituted or substituted with one or more substituents selected from:
 (i) aryl,
 (ii) substituted aryl in which the substituents are X', Y' and Z',

- (iii) heteroaryl,
- (iv) substituted heteroaryl in which the substituents are X', Y', and Z',
- (v) unsubstituted or substituted aryloxy, in which the substituents on aryl are X', Y' and Z',
- (vi) unsubstituted or substituted heteroaryloxy, in which the substituents on aryl are X', Y' and Z',
- (vii) C₁₋₆ alkoxy,
- (viii) -OCOC₁₋₆alkyl,
- (ix) -OCO₂C₁₋₆alkyl,
- (x) -NO₂,
- (xi) -NR³R⁴, wherein R³ and R⁴ are defined above,
- (xii) -NR³COC₁₋₆alkyl-R⁴,
- (xiii) -NR³CO₂C₁₋₆alkyl-R⁴,
- (xiv) -NR³CONR³R⁴,
- (xv) -OCONR³R⁴,
- (xvi) -CHO,
- (xvii) -CO₂H,
- (xviii) -CONR³R⁴,
- (xix) -OH,
- (xx) -OR⁵,
- (xxi) -OC₁₋₆alkylOH,
- (xxii) -OC₁₋₆alkylOR⁵,
- (xxiii) oxo,
- (d) C₁₋₁₀alkoxy, unsubstituted or substituted with one or more substituents selected from:
 - (i) aryl,
 - (ii) substituted aryl in which the substituents are X', Y' and Z',
 - (iii) heteroaryl,
 - (iv) substituted heteroaryl in which the substituents are X', Y', and Z',

- (v) unsubstituted or substituted
aryloxy, in which the substituents
on aryl are X', Y' and Z',
- (vi) unsubstituted or substituted
heteroaryloxy, in which the substituents
on aryl are X', Y' and Z',
- (vii) C₁₋₆ alkoxy,
- (viii) -OCOC₁₋₆alkyl,
- (ix) -OCO₂C₁₋₆alkyl,
- (x) -NO₂,
- (xi) -NR³R⁴, wherein R³ and R⁴ are defined above,
- (xii) -NR³COC₁₋₆alkyl-R⁴,
- (xiii) -NR³CO₂C₁₋₆alkyl-R⁴,
- (xiv) -NR³CONR³R⁴,
- (xv) -OCONR³R⁴,
- (xvi) -CHO,
- (xvii) -CO₂H,
- (xviii) -CONR³R⁴,
- (xix) -OH,
- (xx) -OR⁵,
- (xxi) -OC₁₋₆alkylOH,
- (xxii) -OC₁₋₆alkylOR⁵,
- (xxiii) oxo,
- (e) C₁₋₁₀alkyl wherein one or more of the alkyl carbons is
replaced by a group selected from -NR³-, -O-,
-S(O)_p-, -CO₂-, -O₂C-, -CONR³-, -NR³CO-,
-NR³CONR⁴-, -CH(OH)-, alkenyl or alkynyl and the
alkyl may be unsubstituted or substituted with one or
more substituents selected from:
- (i) aryl,
- (ii) substituted aryl in which the substituents
are X', Y' and Z',
- (iii) heteroaryl,
- (iv) substituted heteroaryl in which the

- substituents are X', Y', and Z',
- (v) unsubstituted or substituted aryloxy, in which the substituents on aryl are X', Y' and Z',
- 5 (vi) unsubstituted or substituted heteroaryloxy, in which the substituents on aryl are X', Y' and Z',
- (vii) C₁₋₆ alkoxy,
- (viii) -OCOC₁₋₆alkyl,
- 10 (ix) -OCO₂C₁₋₆alkyl,
- (x) -NO₂,
- (xi) -NR³R⁴, wherein R³ and R⁴ are defined above,
- (xii) -NR³COC₁₋₆alkyl-R⁴,
- (xiii) -NR³CO₂C₁₋₆alkyl-R⁴,
- 15 (xiv) -NR³CONR³R⁴,
- (xv) -OCONR³R⁴,
- (xvi) -CHO,
- (xvii) -CO₂H,
- (xviii) -CONR³R⁴,
- 20 (xix) -OH,
- (xx) -OR⁵,
- (xxi) -OC₁₋₆alkylOH,
- (xxii) -OC₁₋₆alkylOR⁵,
- (xxiii) oxo,
- 25 (f) aryl,
- (g) substituted aryl wherein the substituents are X', Y' or Z',
- (h) aryloxy,
- (i) substituted aryloxy wherein the substituents are X', Y' or Z',
- 30 (j) halogen,
- (k) -NO₂,
- (l) -NR³R⁴ wherein R³ and R⁴ are defined above,
- (m) -NR³COC₁₋₆alkyl-R⁴,

- 5 (n) $-\text{NR}^3\text{CO}_2\text{C}_{1-6}\text{alkyl}-\text{R}^4$,
 (o) $-\text{NR}^3\text{CONR}^3\text{R}^4$,
 (p) $-\text{OCONR}^3\text{R}^4$,
 (q) $-\text{CN}$,
 (r) $-\text{CHO}$,
 (s) $-\text{CO}_2\text{H}$,
 (t) $-\text{CONR}^3\text{R}^4$,
 (u) $-\text{CF}_3$,
 (v) $-\text{S}(\text{O})_p\text{R}^7$, wherein R^7 is hydrogen, $\text{C}_{1-6}\text{alkyl}$,
 10 trifluoromethyl, or phenyl and p is 0, 1 or 2,
 (x) $-\text{CH}(\text{OR}^8)(\text{OR}^9)$, wherein R^8 and R^9 are
 $\text{C}_{1-3}\text{alkyl}$ or taken together form an ethyl or propyl
 bridge,
 (y) $\text{R}^3\text{C}(\text{O})_n-$ wherein R^3 is defined above, and n is 1 or 2,
 15 (z) OH ,
 (a'') OR^5 , and
 (b'') $-\text{R}^5$;

20 or any two of X, Y and Z may be joined to form a saturated ring having 5,
 6 or 7 ring atoms, said ring atoms comprising 1 or 2 oxygen atoms, the
 remaining ring atoms being carbon, such as dioxolanyl or dioxanyl;

X', Y' and Z' independently are selected from:

- 25 (a) hydrogen,
 (b) $\text{C}_{1-6}\text{alkyl}$,
 (c) $\text{C}_{2-6}\text{alkenyl}$,
 (d) halogen,
 (e) $-\text{NR}^3\text{R}^4$, wherein R^3 , R^4 , and m are as defined
 above,
 30 (f) $-\text{CN}$,
 (g) $-\text{CHO}$,
 (h) $-\text{CO}_2\text{H}$,
 (i) $-\text{CONR}^3\text{R}^4$,
 (j) $-\text{CF}_3$,

- (k) $-S(O)_pR^7$, wherein R^7 is hydrogen, C_{1-6} alkyl, trifluoromethyl, or phenyl, and p is 0, 1 or 2,
 (l) $-OH$,
 (m) $-OR^5$, and
 5 (n) $-R^5$;

R^5 is selected from:


- (a) $-PO(OH)O^-M^+$, wherein M^+ is a positively charged inorganic or organic counterion,
 10 (b) $-SO_3^-M^+$,
 (c) $-CO(CH_2)_qCO_2^-M^+$, wherein q is 1-3, and
 (d) $-CO-C_{1-6}alkyl-NR^6R^7$, wherein R^6 and R^7 are as defined above and the alkyl is unsubstituted or substituted with one or more substituents
 15 selected from:
 (i) hydroxy,
 (ii) C_{1-6} alkoxy,
 (iii) $-NR^{16}R^{17}$, wherein R^{16} and R^{17} are independently selected from:
 20 (a') hydrogen, and
 (b') C_{1-6} alkyl,
 (iv) $-COOR^6$, wherein R^6 is as defined above,
 (v) phenyl,
 (iv) substituted phenyl in which the substituents are X, Y and Z,
 25 (vii) heteroaryl,
 (viii) $-SH$, and
 (ix) $-S-C_{1-6}alkyl$;

30 M is selected from $S(O)_p$, where p is defined above; and

n is 1 or 2;

or a pharmaceutically acceptable salt, hydrate or crystal form thereof.

29. The method according to Claim 27, wherein the phosphine oxide compound administered is of Formula II:



wherein

R^{1a} is selected from:

- 10 a) phenyl, and
 b) N=P(R^{5a})₃ ;

R^{2a} is aryl;

15

R^{3a} is selected from:

- a) C₁-C₆ alkyl-aryl, where the aryl group may be
 unsubstituted or substituted with one to four substituents
 independently selected from halo and C₁-C₃ alkyl; and
 20 b) unsubstituted or substituted benzyl, where the
 substituent is (C₁-C₅ alkyl)_n;

R^{5a} is selected from: C₁-C₈ alkyl and aryl; and

25 n is selected from: 0, 1, 2, 3 and 4;

or a pharmaceutically acceptable salt, hydrate or crystal form thereof.

30. The method according to Claim 27, wherein the
 30 compound administered is selected from the group consisting of:

6-(4-Chlorophenylthio)-2-(4-methoxyphenyl)-5-methyl-3-oxo-2,3-dihydropyridazine-4-carbonitrile;

2-(4-methylphenyl)-5-methyl-3-oxo-6-(4-methylphenylthio)-2,3-dihydropyridazine-4-carbonitrile;

2-(Diphenylphosphinylmethyl)-4'-fluoro-3,5,3'-trimethylbiphenyl;

(2-Isopropyl-5-methylcyclohexyl)diphenylphosphine oxide; and

N-triphenylphosphoranylidene/diphenylphosphonic amide;

or a pharmaceutically acceptable salt, hydrate or crystal form thereof.

15

31. A composition useful in the treatment or prevention of cardiac arrhythmia in mammals comprising a pharmaceutical compound and a suitable pharmaceutical carrier wherein the compound blocks the ultra-rapidly-activating delayed rectifier K^+ current (I_{Kur}) at a concentration of about $1\mu M$ or less.

20

32. The composition of Claim 31 wherein the concentration which blocks I_{Kur} by 50% is at least about 10 fold lower than the concentration which blocks a slowly activating delayed rectifier potassium K^+ current (I_{Ks}), a rapidly activating and deactivating delayed rectifier potassium current (I_{Kr}) or an inward rectifier K^+ current, I_{K1} .

25

INTERNATIONAL SEARCH REPORT

International application No.
FCT/US97/19648

A. CLASSIFICATION OF SUBJECT MATTER

IPC(6) :A61K 31/66, 31/50

US CL :514/75, 137, 247, 821

According to International Patent Classification (IPC) or to both national classification and IPC

B. FIELDS SEARCHED

Minimum documentation searched (classification system followed by classification symbols)

U.S. : 514/75, 137, 247, 821

Documentation searched other than minimum documentation to the extent that such documents are included in the fields searched
none

Electronic data base consulted during the international search (name of data base and, where practicable, search terms used)

APS and CAS: compounds of the claims with arrhythmia

C. DOCUMENTS CONSIDERED TO BE RELEVANT

Category*	Citation of document, with indication, where appropriate, of the relevant passages	Relevant to claim No.
A	US 4,963,549 A (ROTHAUL et al.) 16 October 1990, see abstract.	1-30
---		-----
Y		31-32

☐ Further documents are listed in the continuation of Box C. ☐ See patent family annex.

* Special categories of cited documents:	*T* later document published after the international filing date or priority date and not in conflict with the application but cited to understand the principle or theory underlying the invention
A document defining the general state of the art which is not considered to be of particular relevance	*X* document of particular relevance; the claimed invention cannot be considered novel or cannot be considered to involve an inventive step when the document is taken alone
E earlier document published on or after the international filing date	*Y* document of particular relevance; the claimed invention cannot be considered to involve an inventive step when the document is combined with one or more other such documents, such combination being obvious to a person skilled in the art
L document which may throw doubts on priority claim(s) or which is cited to establish the publication date of another citation or other special reason (as specified)	*Z* document member of the same patent family
O document referring to an oral disclosure, use, exhibition or other means	
P document published prior to the international filing date but later than the priority date claimed	

Date of the actual completion of the international search

13 JANUARY 1998

Date of mailing of the international search report

02 FEB 1998

Name and mailing address of the ISA/US
Commissioner of Patents and Trademarks
Box PCT
Washington, D.C. 20231

Facsimile No. (703) 305-3230

Authorized officer

KIMBERLY JORDAN

Telephone No. (703) 308-1235