H. J. CORDES.

STOP FOR DRAWERS.

APPLICATION FILED FEB. 16, 1920.

1,388,851.

Patented Aug. 30, 1921.

Fig. 1

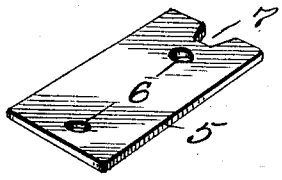

Fig. 2

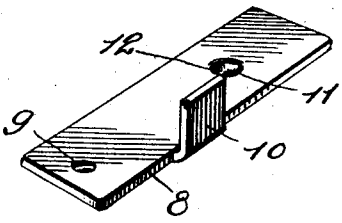

Fig. 3

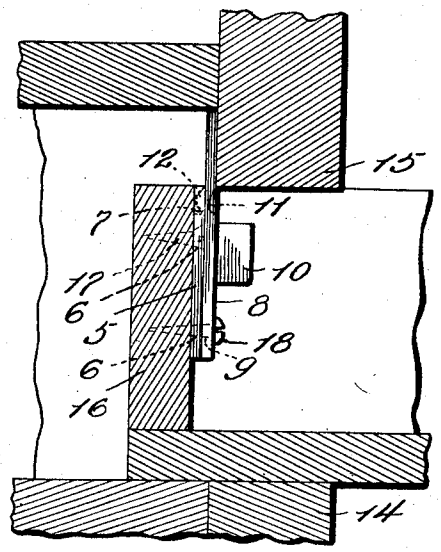

Fig. 4

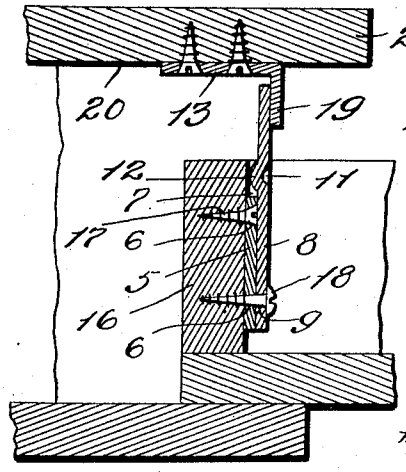

INVENTOR

HERMAN J. CORDES,

by James L. Hopkins, ATTORNEY.

UNITED STATES PATENT OFFICE.

HERMAN J. CORDES, OF SAN FRANCISCO, CALIFORNIA.

STOP FOR DRAWERS.

1,388,851. Specification of Letters Patent. Patented Aug. 30, 1921.

Application filed February 16, 1920. Serial No. 358,835.

To all whom it may concern:

Be it known that I, HERMAN J. CORDES, a citizen of the United States, residing at San Francisco, in the county of San Francisco and State of California, have invented certain new and useful Improvements in Stops for Drawers, of which the following is a specification, reference being had therein to the accompanying drawing.

This invention relates to certain improvements in stops for drawers generally, such as those of desks, bureaus, tables, and other articles of furniture, and the main object is to provide a means to prevent the complete accidental withdrawal of a drawer from its container or casing.

Another object of the invention is to provide a stop of the class described which is adjustable so that drawers of various sizes may be used in different sized drawer openings without danger of accidental displacement.

A further object of the invention is to provide a stop which may be firmly attached to the casing beneath which the drawer is mounted, when there is no front cleat, at the mouth of the drawer opening, wherewith the stop can engage.

In the drawings—

Figure 1 is a perspective view of the base-plate employed in my invention.

Fig. 2 is a like view of the stop-plate employed therein.

Fig. 3 is a vertical sectional view of a portion of a drawer and its casing showing the stop of my invention in operative relation thereto.

Fig. 4 is a like view of a drawer and its casing showing the stop applied to the lower face of the casing, when such casing provides no front cleat to engage the stop.

The base-plate 5 is of the form shown in Fig. 1, has perforations 6—6 and a notch 7. The stop-plate 8 (Fig. 2) has a pivot-hole 9 and finger-hold 10, and an indentation 11 whereby a projection or lug 12 is formed to engage with the notch 7 when the parts are assembled.

In the application of the stop illustrated in Fig. 3 the strip 14 and cleat 15 form the mouth of the drawer casing, and the stop is secured to the inner face of the rear wall 16 of the drawer; the base-plate 5 being first secured in place by the screw 17, and the stop-plate 8 being then superimposed upon the plate 5 and in registration therewith and the screw 18 being employed to hold both plates 5 and 8 to the drawer-wall 16 and to serve as a pivot for the stop-plate 8. The plate 8 is normally held in vertical position by the engagement of the lug 12 with the notch 7, but by exerting pressure sidewise on the finger-hold 10 the plate 8 may be swung aside from the plate 5 to permit the drawer to be entirely withdrawn from its casing.

In certain furniture the cleat 15 is absent, when the described stop will be applied as in Fig. 4, and a plate 13 employed as shown and provided with a downwardly projecting prong 19 to engage with the stop-plate 8 on the forward face of the drawer-rear-wall 16 and so prevent the withdrawal of the drawer from the casing; the plate 13 being secured to the lower face 20 of the casing-top 21. In this use the stop-plate 8 must be swung on the screw 18, as recited, to permit the withdrawal of the drawer from its casing.

Having thus described my invention, what I claim as new and desire to have secured to me by the grant of Letters Patent, is—

A drawer stop comprising a base plate attached to the wall of a drawer, a stop plate pivotally mounted on the base plate, a recessed portion formed in one of said plates and a projecting portion formed in the opposing plate and adapted to engage with said recessed portion in the opposite plate when the stop plate is swung to one of its pivotal positions.

In testimony whereof I hereunto affix my signature.

HERMAN J. CORDES.