



US00D548693S

(12) **United States Design Patent**
Krieger et al.

(10) **Patent No.:** **US D548,693 S**

(45) **Date of Patent:** **** Aug. 14, 2007**

(54) **GP SMALL INVERTER**

D496,629 S * 9/2004 Hriscu et al. D13/110

(75) Inventors: **Michael Krieger**, Miami Beach, FL
(US); **Kevin Ellsworth**, Hollywood, FL
(US)

* cited by examiner

Primary Examiner—Prabhakar Deshmukh

Assistant Examiner—Derrick Holland

(73) Assignee: **Vector Products, Inc.**, Plantation, FL
(US)

(74) *Attorney, Agent, or Firm*—Venable LLP; Robert Kinberg

(**) Term: **14 Years**

(57) **CLAIM**

(21) Appl. No.: **29/241,673**

The ornamental design for a GP small inverter, as shown and described.

(22) Filed: **Nov. 1, 2005**

(51) **LOC (8) CL.** **13-02**

(52) **U.S. CL.** **D13/110**

(58) **Field of Classification Search** D13/110,
D13/123, 184, 199; 337/186; 361/600,
361/601, 730; 363/141, 142

See application file for complete search history.

DESCRIPTION

FIG. 1 is a perspective view from the front-top-right side of a GP small inverter showing our new design;

FIG. 2 is a front view of the design shown in FIG. 1;

FIG. 3 is a rear view of the design shown in FIG. 1;

FIG. 4 is a left side view of the design shown in FIG. 1;

FIG. 5 is a right side view of the design shown in FIG. 1;

FIG. 6 is a top view of the design shown in FIG. 1; and,

FIG. 7 is a bottom view of the design shown in FIG. 1.

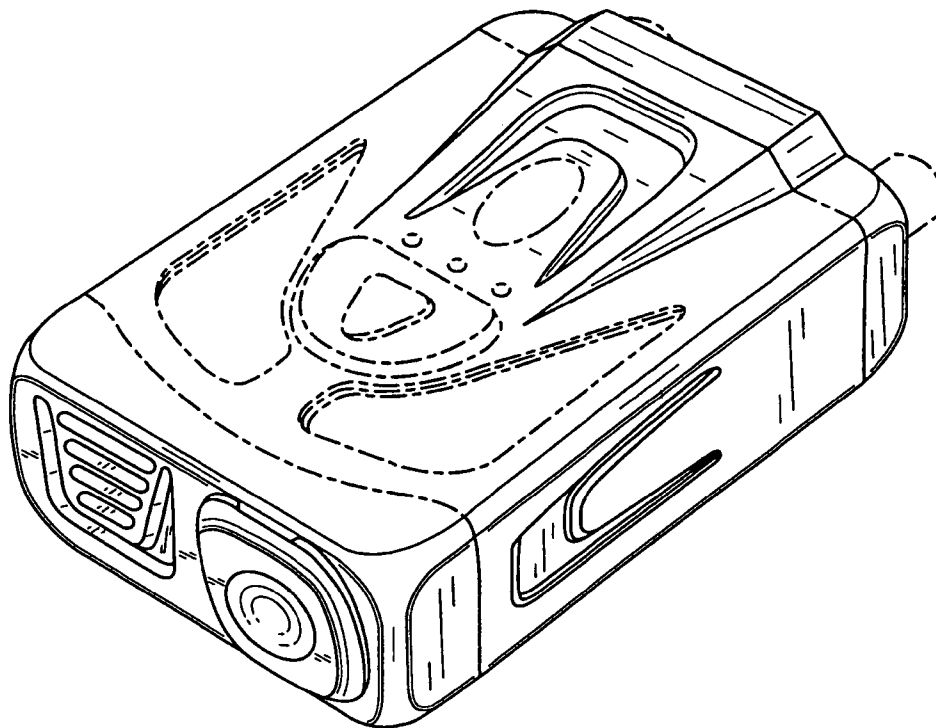
The broken lines immediately adjacent the shaded areas represent the bounds of the claimed design while all other broken lines are for illustrative purposes only; the broken lines form no part of the claimed design.

(56) **References Cited**

U.S. PATENT DOCUMENTS

4,872,102	A *	10/1989	Getter	363/141
D413,567	S *	9/1999	Person et al.	D13/110
5,949,640	A *	9/1999	Cameron et al.	361/600
D426,810	S *	6/2000	Wei	D13/110
D427,146	S *	6/2000	Wei	D13/110
D427,148	S *	6/2000	Wei	D13/110
6,411,514	B1 *	6/2002	Hussaini	361/704
D494,541	S *	8/2004	Hriscu et al.	D13/110

1 Claim, 5 Drawing Sheets



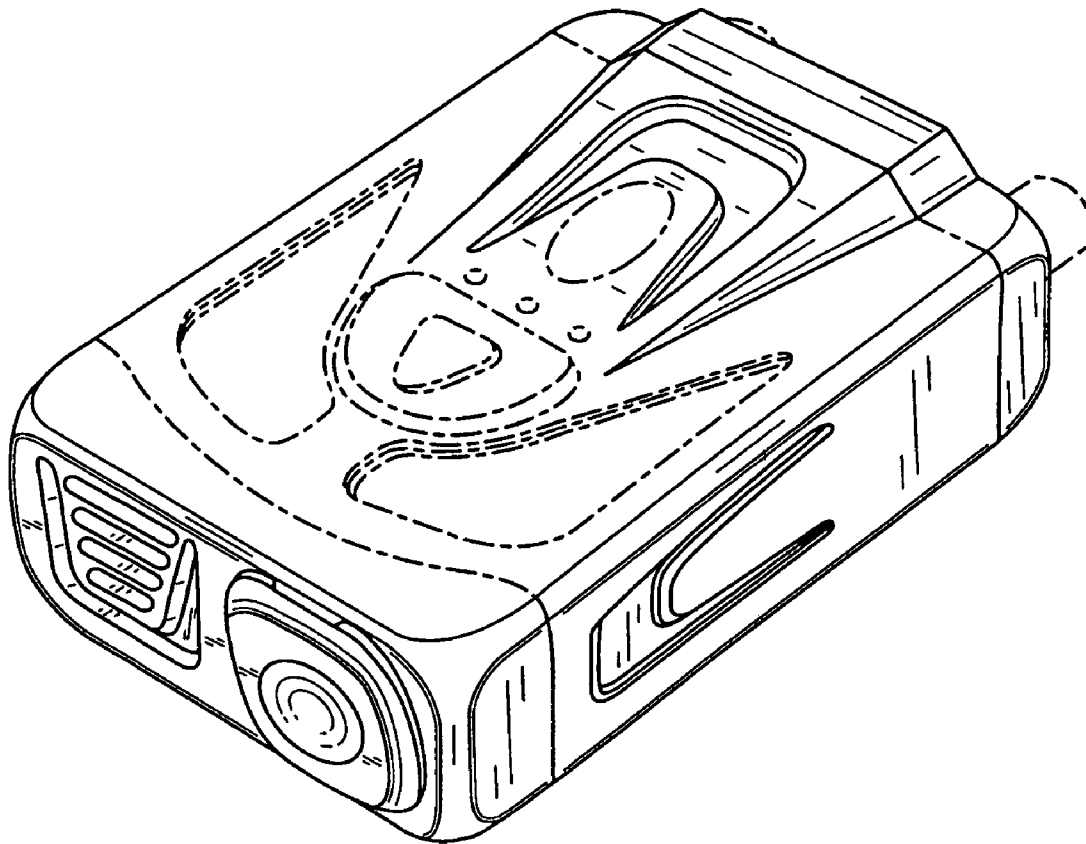


FIG. 1

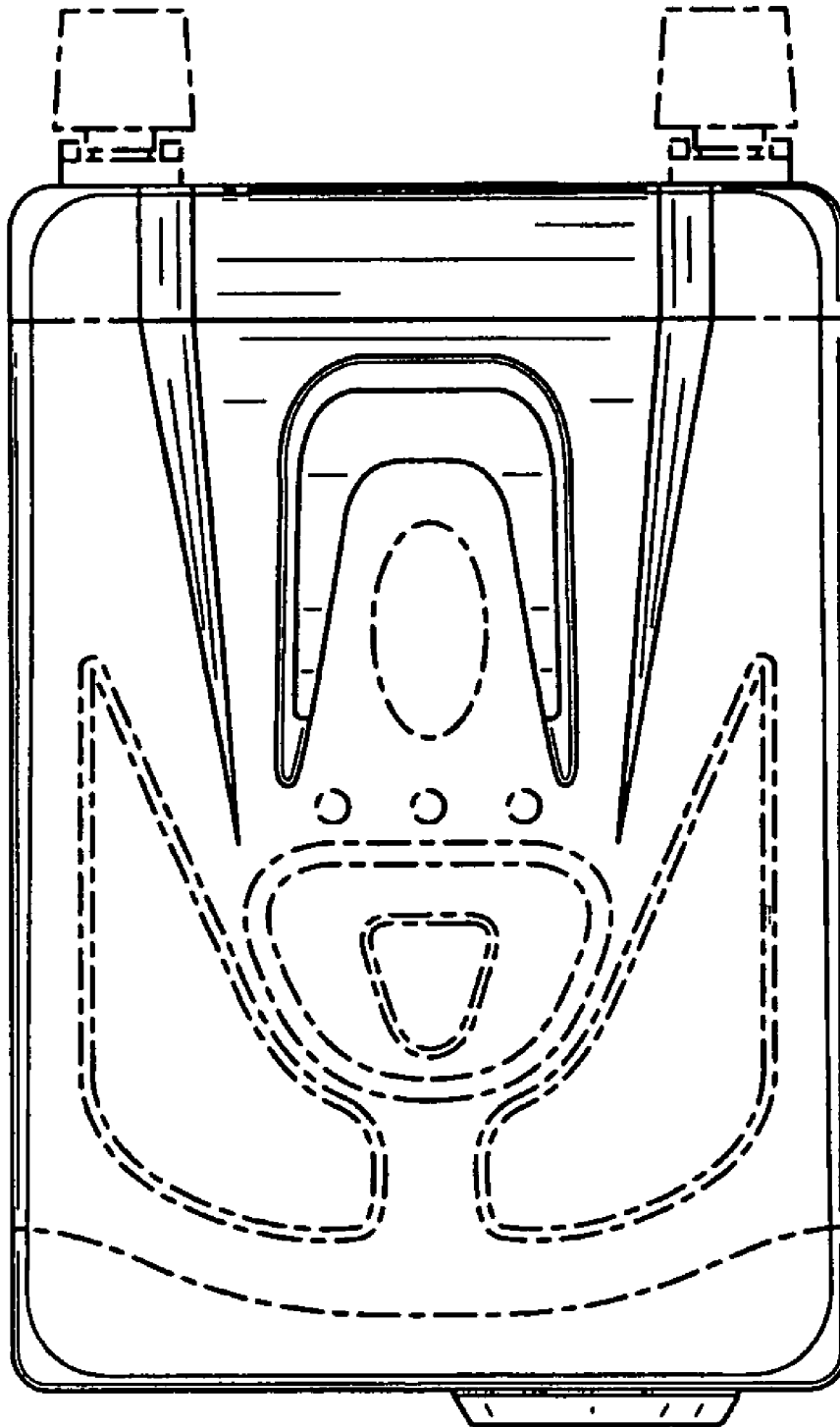


FIG. 2

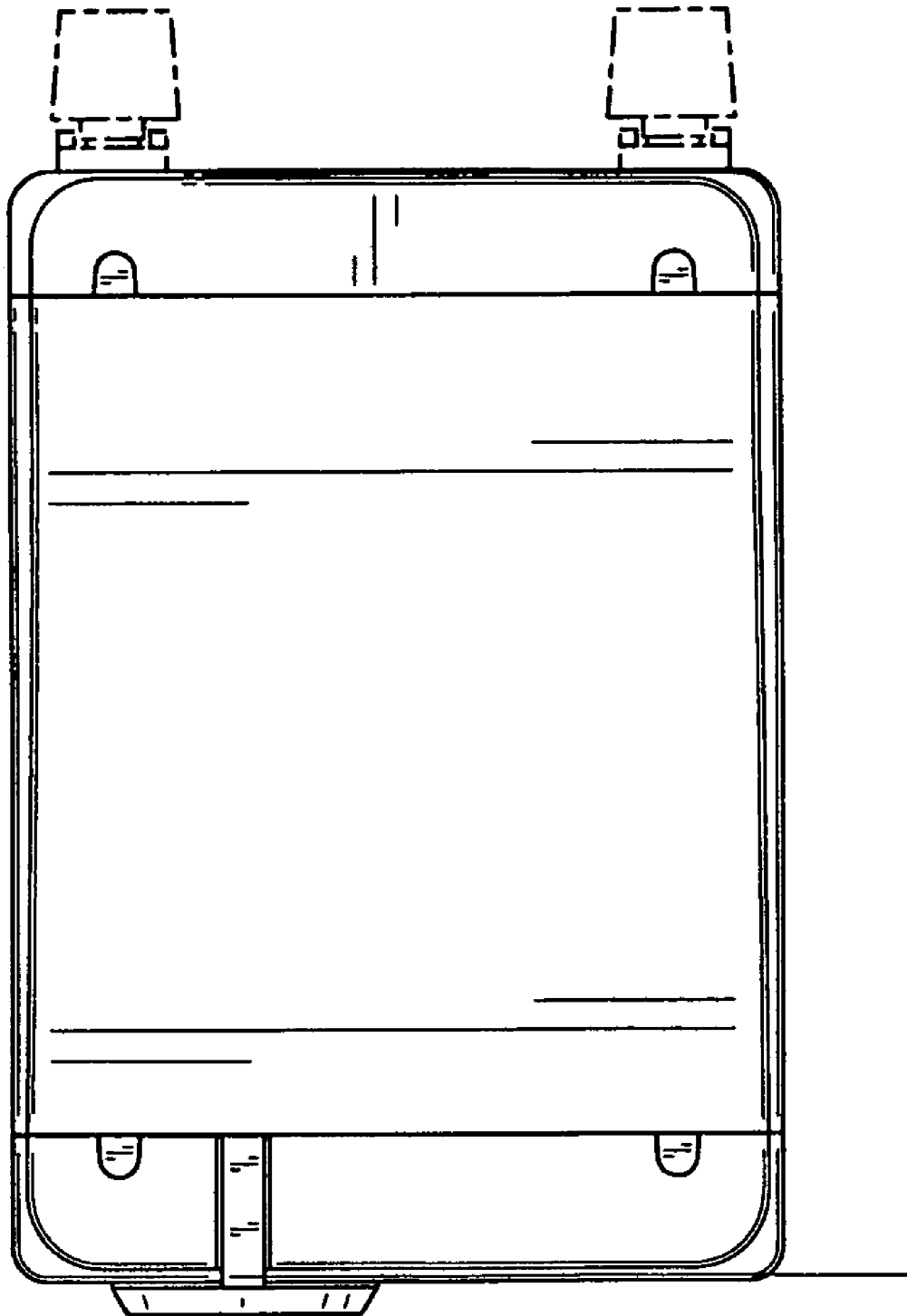


FIG. 3




FIG. 4

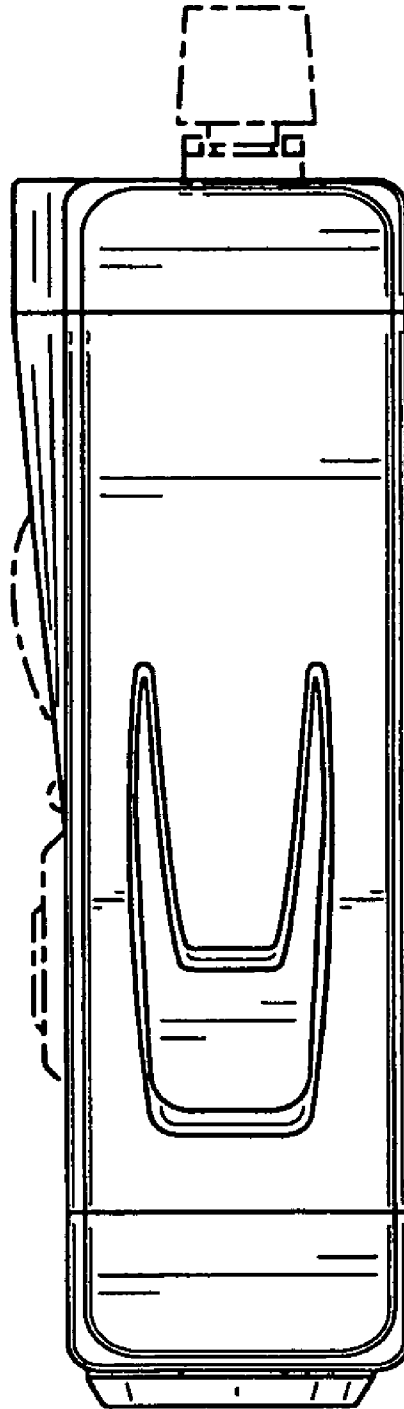


FIG. 5

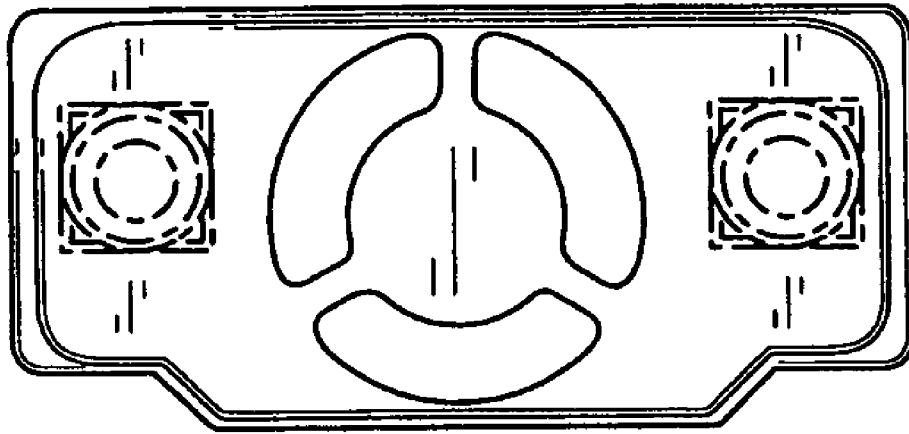


FIG. 6




FIG. 7