



US00D764971S

(12) **United States Design Patent** (10) **Patent No.:** **US D764,971 S**
Schulz et al. (45) **Date of Patent:** **** Aug. 30, 2016**

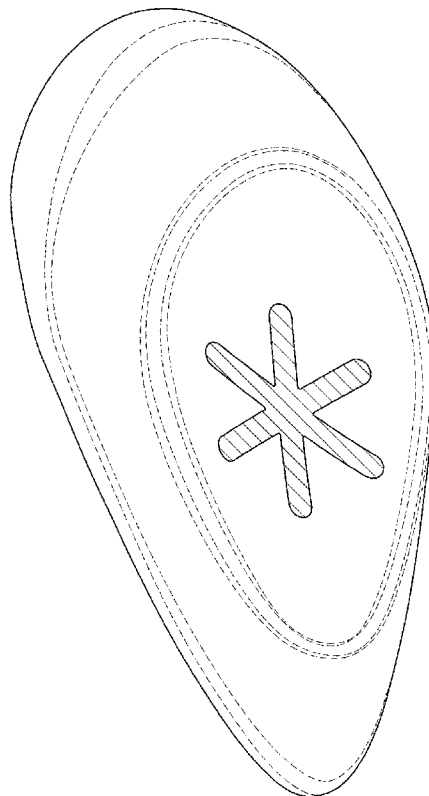
(54) **BUTTON**
(71) Applicant: **The Gillette Company**, Boston, MA (US)
(72) Inventors: **Kristopher William Schulz**, Framingham, MA (US); **Michael Thomas McDuffee**, Gloucester, MA (US)
(73) Assignee: **The Gillette Company**, Boston, MA (US)
(**) Term: **14 Years**
(21) Appl. No.: **29/471,567**
(22) Filed: **Nov. 1, 2013**
(51) **LOC (10) Cl.** **02-07**
(52) **U.S. Cl.**
USPC **D11/222**
(58) **Field of Classification Search**
USPC D11/203, 213-214, 220, 222-223, 229, D11/43, 45, 95; 24/41.1, 42-48, 66.5, 305, 24/379.1, 90.1, 114.9; 63/13; D13/164, D13/171, 174; D14/247; D9/435
CPC A44B 5/00; A44B 5/02; A44B 6/00; A41F 17/00; F16G 11/00; A44C 7/00
See application file for complete search history.

(56) **References Cited**
U.S. PATENT DOCUMENTS
D380,418 S * 7/1997 Michael D11/222
D432,947 S * 10/2000 Granshaw D11/222
D547,236 S * 7/2007 Arasheben et al. D11/222
D548,135 S * 8/2007 Stewart-Stand D11/222
7,788,772 B2 * 9/2010 Dandurand 24/105
* cited by examiner
Primary Examiner — T. Chase Nelson
Assistant Examiner — Mark Cavanna
(74) *Attorney, Agent, or Firm* — Ronald T. Sia; Kevin C. Johnson; Steven W. Miller

(57) **CLAIM**
The ornamental design for a button, as shown and described.

DESCRIPTION
FIG. 1 is a perspective view of an embodiment of a button; FIG. 2 is a front view of an embodiment of a button; FIG. 3 is a back view of an embodiment of a button; FIG. 4 is a right side view of an embodiment of a button; FIG. 5 is a left side view of an embodiment of a button; FIG. 6 is a top view of an embodiment of a button; and, FIG. 7 is a bottom view of an embodiment of a button. All surfaces on the exterior of the button are claimed, excepting the broken lines. The interior of the button seen in FIGS. 3 and 7 forms no part of the claimed design.

1 Claim, 5 Drawing Sheets



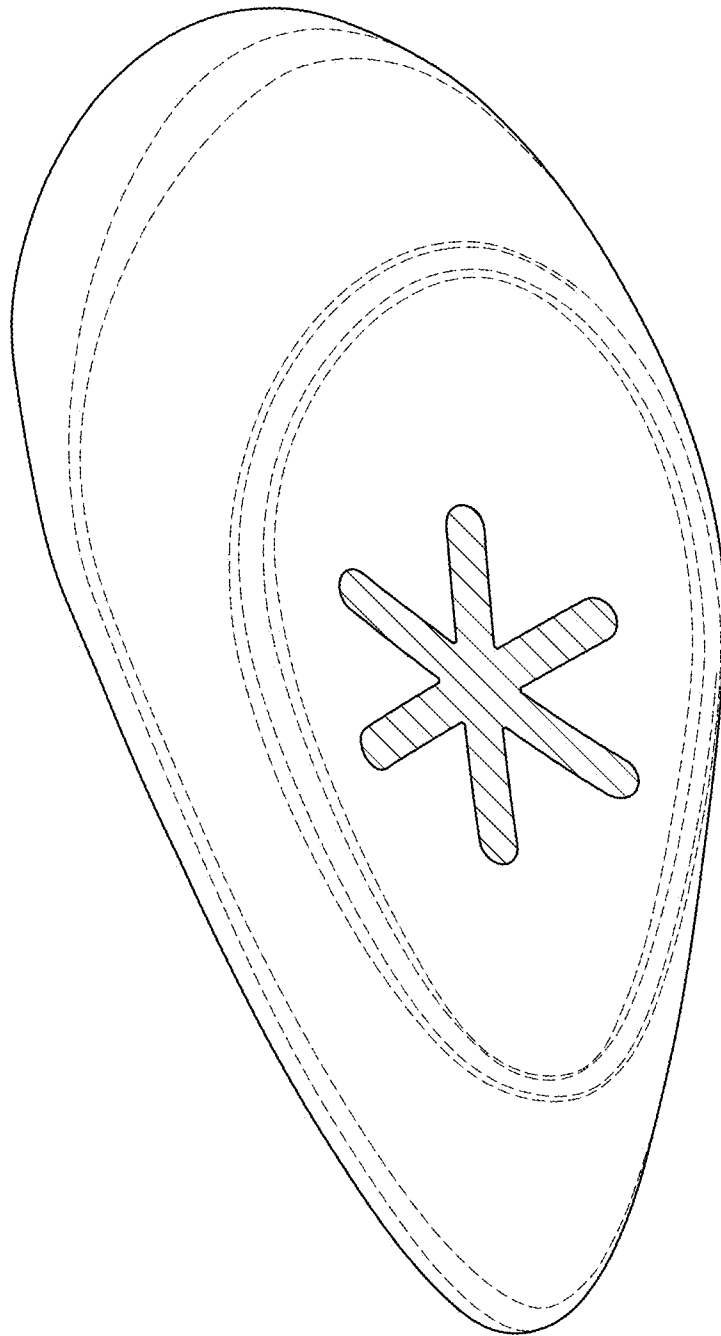


FIG. 1

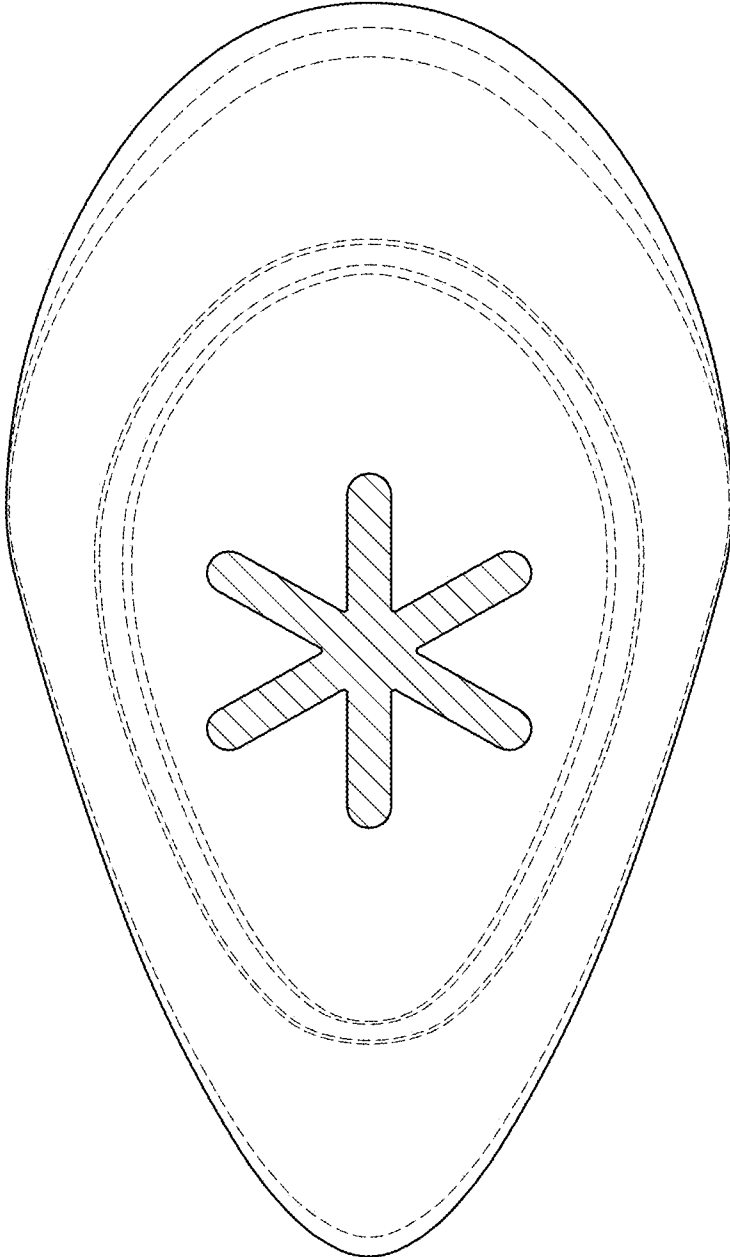


FIG. 2

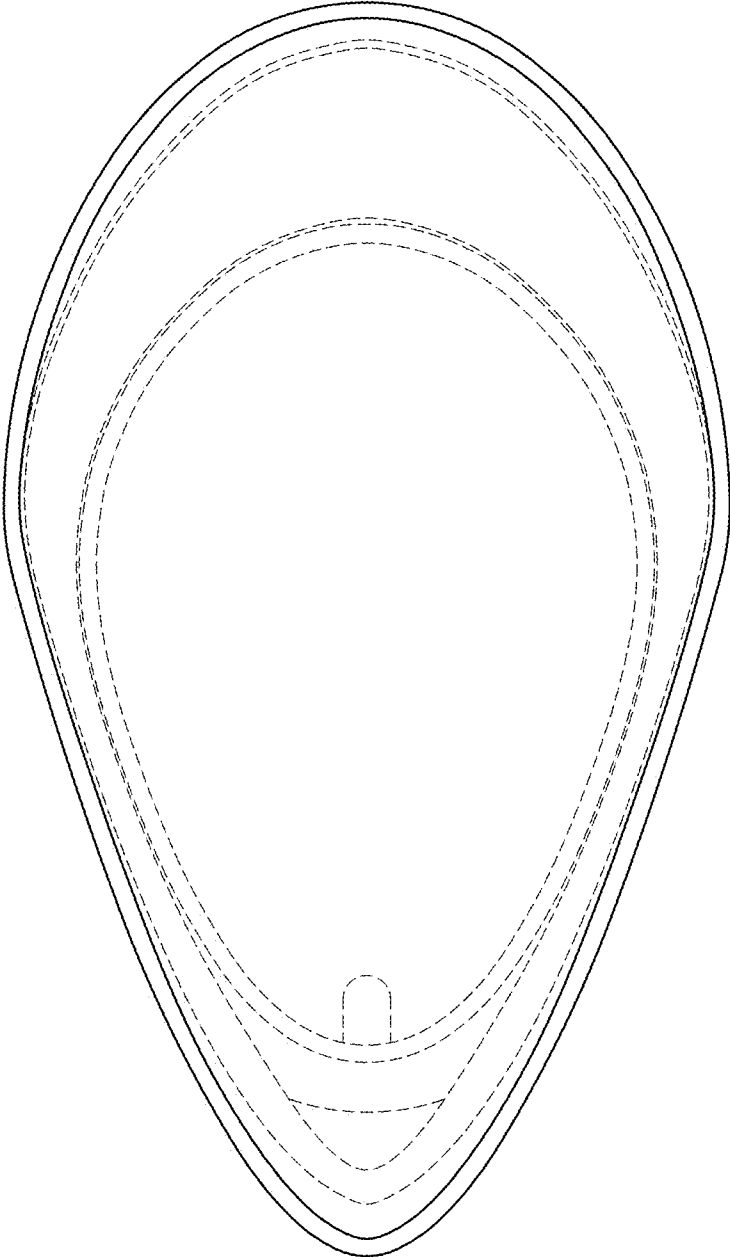


FIG. 3

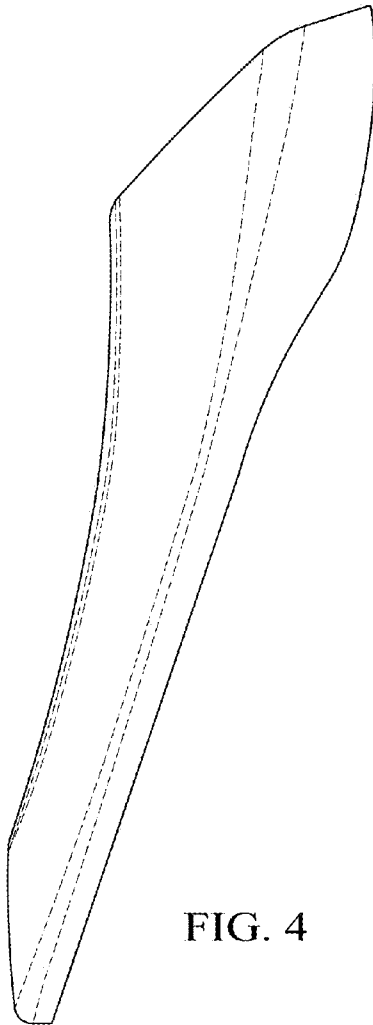


FIG. 4

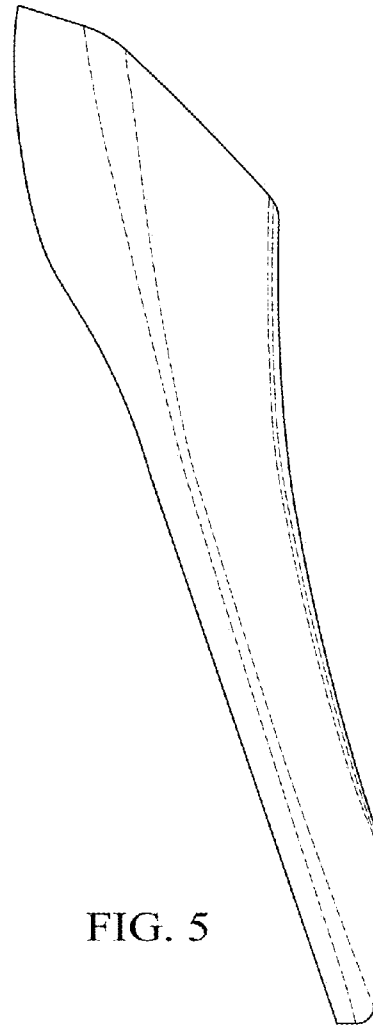


FIG. 5

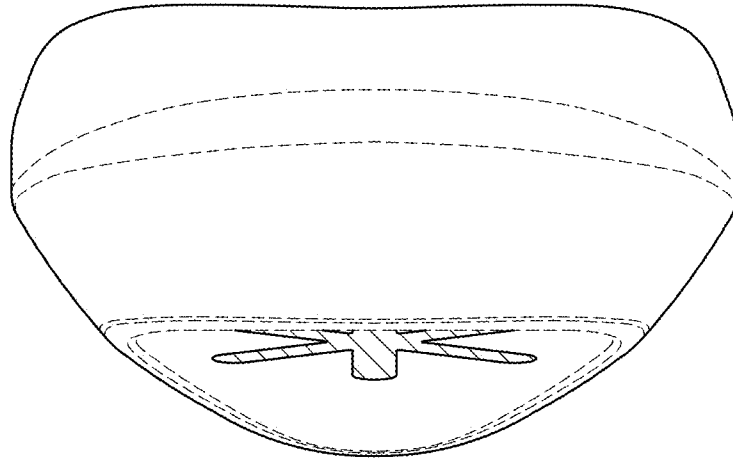


FIG. 6

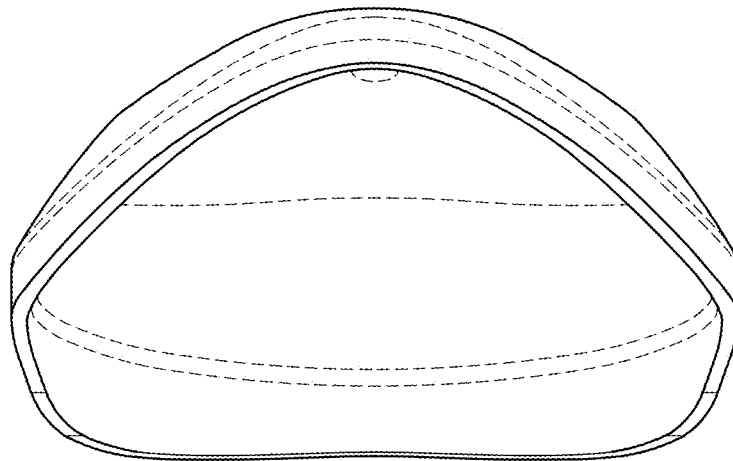


FIG. 7