

(19) World Intellectual Property Organization  
International Bureau



(43) International Publication Date  
29 March 2012 (29.03.2012)

(10) International Publication Number  
**WO 2012/039567 A2**

(51) International Patent Classification:  
*G06F 9/44* (2006.01)     *G06F 3/14* (2006.01)  
*G06F 3/048* (2006.01)   *H04B 1/40* (2006.01)

(74) Agent: **JEONG, Hong-sik**; 8th Floor, Daelim Bldg.,  
1600-3, Seocho-dong, Seocho-gu, Seoul 137-877 (KR).

(21) International Application Number:  
PCT/KR2011/006914

(81) Designated States (unless otherwise indicated, for every kind of national protection available): AE, AG, AL, AM, AO, AT, AU, AZ, BA, BB, BG, BH, BR, BW, BY, BZ, CA, CH, CL, CN, CO, CR, CU, CZ, DE, DK, DM, DO, DZ, EC, EE, EG, ES, FI, GB, GD, GE, GH, GM, GT, HN, HR, HU, ID, IL, IN, IS, JP, KE, KG, KM, KN, KP, KZ, LA, LC, LK, LR, LS, LT, LU, LY, MA, MD, ME, MG, MK, MN, MW, MX, MY, MZ, NA, NG, NI, NO, NZ, OM, PE, PG, PH, PL, PT, QA, RO, RS, RU, RW, SC, SD, SE, SG, SK, SL, SM, ST, SV, SY, TH, TJ, TM, TN, TR, TT, TZ, UA, UG, US, UZ, VC, VN, ZA, ZM, ZW.

(22) International Filing Date:  
19 September 2011 (19.09.2011)

(25) Filing Language: English

(26) Publication Language: English

(30) Priority Data:  
10-2010-0092521  
20 September 2010 (20.09.2010)     KR

(71) Applicant (for all designated States except US): **SAM-SUNG ELECTRONICS CO., LTD.** [KR/KR]; 416, Maetan-dong, Yeongtong-gu, Suwon-si, Gyeonggi-do 442-742 (KR).

(84) Designated States (unless otherwise indicated, for every kind of regional protection available): ARIPO (BW, GH, GM, KE, LR, LS, MW, MZ, NA, SD, SL, SZ, TZ, UG, ZM, ZW), Eurasian (AM, AZ, BY, KG, KZ, MD, RU, TJ, TM), European (AL, AT, BE, BG, CH, CY, CZ, DE, DK, EE, ES, FI, FR, GB, GR, HR, HU, IE, IS, IT, LT, LU, LV, MC, MK, MT, NL, NO, PL, PT, RO, RS, SE, SI, SK, SM, TR), OAPI (BF, BJ, CF, CG, CI, CM, GA, GN, GQ, GW, ML, MR, NE, SN, TD, TG).

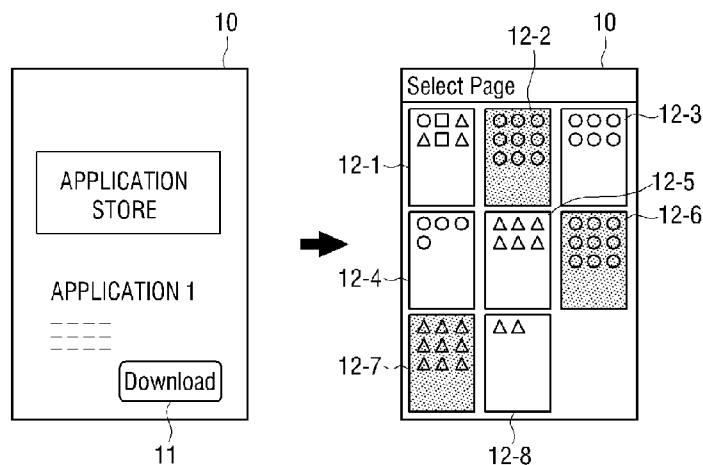
(72) Inventors: **SEO, Joon-kyu**; 214-601, Mujigae Maeul LG Apt., Gumi-dong, Bundang-gu, Seongnam-si, Gyeonggi-do 463-705 (KR). **KIM, Hyun-Jin**; 21-306, Woosung Apt., Seocho 2(i)-dong, Seocho-gu, Seoul 137-773 (KR). **KWAK, Ji-yeon**; 302, Casa Ville Apt., 602-150, Namhyeon-dong, Gwanak-gu, Seoul 151-801 (KR). **RA, Jin**; 121-2701, Maetan We've Haulche, Maetan 3(sam)-dong, Yeongtong-gu, Suwon-si, Gyeonggi-do 443-751 (KR).

**Published:**

— without international search report and to be republished upon receipt of that report (Rule 48.2(g))

(54) Title: TERMINAL DEVICE FOR DOWNLOADING AND INSTALLING AN APPLICATION AND METHOD THEREOF

[Fig. 3]



(57) Abstract: A method for installing an application includes inputting a command to download the application, selecting a page to add an identifier for executing the application, and displaying the identifier on the selected page.

WO 2012/039567 A2

## Description

### Title of Invention: TERMINAL DEVICE FOR DOWNLOADING AND INSTALLING AN APPLICATION AND METHOD THEREOF

#### Technical Field

- [1] The present invention relates generally to installing an application, and more particularly to a terminal device which downloads and installs an application from an external server, while indicating an identifier corresponding to the application at an adequate location, and a method thereof.

#### Background Art

- [2] Terminal devices such as smartphones provide a variety of functionality, through various forms of application programs to thus provide convenience to users. The application programs may be installed as default applications by the manufacturers of the devices, or by users, after purchasing the device, by downloading applications from external servers.
- [3] The application market has expanded to services that enable downloading of applications to not only portable terminal devices, but also stationary terminal devices such as Televisions (TVs).
- [4] Once an application program is installed, an identifier that represents the corresponding application program may appear on the background screen, such as icons corresponding to applications displayed on the background screens of smartphones.
- [5] Since the icons are displayed at random locations, users have to search through pages to find the location of an icon they have just installed and as the number of installed applications increases, newly-installed icons that have not been used yet become more difficult to distinguish at a glance.

#### Disclosure of Invention

#### Technical Problem

- [6] Accordingly, the present invention has been made to solve the above-mentioned disadvantages occurring in the prior art and other related disadvantages not described above, and the present invention provides a terminal device which, when an application is downloaded and installed, distinguishes the application by setting the location and shape of an identifier corresponding to a downloaded application to thus enable convenient use of the application by a user, and a method for installing the application.

#### Solution to Problem

[7] According to one embodiment of the present invention, there is provided a method for installing an application, which may include inputting a command to download the application, selecting a page to add an identifier for executing the application, and displaying the identifier on the selected page.

[8] According to another embodiment of the present invention, a terminal device is provided, which may include a user interface unit which receives a command to download an application, a communication interface unit which is connected to a server in response to the command to download the application, a storage unit which stores the downloaded application, and a control unit which provides a screen to select a page on which an identifier corresponding to the application is displayed, and controls the user interface unit to display the identifier on the selected page on the screen.

### **Advantageous Effects of Invention**

[9] According to the above-described embodiments, the user is able to select an identifier corresponding to a new application and display the identifier at an intended location, and also easily determine the download progress or whether or not the application has been used. As a result, convenience of using applications improves.

### **Brief Description of Drawings**

[10] FIG. 1 is block diagram of a terminal device according to an embodiment of the present invention;

[11] FIG. 2 is a block diagram of a terminal device according to an embodiment of the present invention;

[12] FIG. 3 is a diagram illustrating an example of a page select screen, displayed at downloading of an application according to an embodiment of the present invention;

[13] FIG. 4 is a diagram illustrating another example of the page select screen according to an embodiment of the present invention;

[14] FIG. 5 is a diagram illustrating an example of application installation process according to an embodiment of the present invention;

[15] FIG. 6 is a diagram illustrating an example of progress bar displayed on an edge of an icon according to an embodiment of the present invention;

[16] FIG. 7 is a diagram illustrating an example of an icon shape representing an application installed but not used yet according to an embodiment of the present invention;

[17] FIG. 8 is a diagram illustrating another example of the page select screen;

[18] FIG. 9 is a diagram illustrating a process of adding a text corresponding to an application on a page that contains a text list according to an embodiment of the present invention; and

[19] FIGS. 10 and 11 are flowcharts illustrating methods of a terminal device for installing an application according to embodiments of the present invention.

### **Best Mode for Carrying out the Invention**

[20] -

### **Mode for the Invention**

[21] Hereinafter, various embodiments of the present invention will be described in greater detail with reference to the accompanying drawings, in which aspects of the present invention are illustrated.

[22] In the following description, same drawing reference numerals are used for the same elements throughout the drawings. While the embodiments are described with detailed construction and elements, to assist in a comprehensive understanding of the present invention, the embodiments of the present invention can be implemented without those specific details. Also, well-known functions or constructions may be omitted so as to avoid obscuring the description with unnecessary detail.

[23] FIG. 1 is a block diagram of a terminal device according to an embodiment of the present invention. The terminal device herein may be portable devices such as mobile phones, Personal Digital Assistants (PDAs), MP3 players, or stationary terminal devices such as TVs, electronic frames, electronic display devices, and the like

[24] Referring to FIG. 1, the terminal device may include a user interface unit 110, a control unit 120, a communication interface unit 130, and a storage unit 140.

[25] The user interface unit 110 may be configured to display various screens providing a user with information, and receives various commands or data from the user. The user interface unit 110 may be implemented in a form that includes a separate display terminal (e.g., a Liquid Crystal Display (LCD) panel, etc.) and input device (e.g., button, wheel, touchpad, Infa-Red (IR) reception, etc.), or as a touch screen that is capable of both output and input.

[26] The storage unit 140 stores various programs installed on the terminal device. The storage unit 140 may include one or more various memories such as, for example, a Read Only Memory (ROM), a Random Access Memory (RAM), a flash memory, a memory card, a Universal Serial Bus (USB) memory, a Hard Disk Drive (HDD), etc. Specifically, the storage unit 140 may store therein various programs such as, for example, an Operating System (O/S) program to drive the terminal device, various utility programs, various application programs, or viewer programs. For convenience of explanation, the programs used in the terminal device are collectively referred to as "applications."

[27] The user may select an application intended for execution through the user interface unit 110. Specifically, the user may select the intended application by selecting an ap-

plication identifier displayed on the screen of the terminal device. The identifier may be displayed in various forms. One example, is the identifier may be displayed in the form of an icon arranged on the background screen of the terminal, or in text form that represents the application. Further, the identifier may be directly formed on the screen of the terminal device, or appears on the screen when the user selects a specific button such as “menu” button to search available applications.

- [28] When an application is selected, the control unit 120 executes the application program stored in the storage unit 140 and provides the user with the service corresponding to the application program.
- [29] The applications may be installed upon manufacturing the terminal devices, or acquired from an external device (i.e., server) which is connected through wired or wireless interface, or downloaded from application stores that provide applications for sale.
- [30] The communication interface unit 130 is configured to be connected to the external server by wired or wireless communication protocol and download applications. The applications downloaded from the communication interface unit 130 may be stored at the storage unit 140.
- [31] The control unit 120 is connected to a server using the communication interface unit 130 in response to a server access command received from the user through the user interface unit 110. The information provided from the server is provided to the user through the user interface unit 110. The user may search, select and input a command to download an intended application. In response to an input of the download command, the control unit 120 transmits a download request for the selected application through the communication interface unit 130. Processes such as authentication and installation of security programs may be additionally implemented. If the application is sent from the server, the control unit 120 stores the received application at the storage unit 140 and installs the application.
- [32] If a command to download the application is input, the control unit 120 selects the page to display an identifier corresponding to the application. That is, the control unit 120 controls the user interface unit 110 to display the page select screen.
- [33] The user may select a page to add the identifier from the page select screen displayed on the user interface unit 110.
- [34] If the page is selected, the control unit 120 controls the user interface unit 110 so that the identifier is displayed on the selected page during or after downloading.
- [35] As explained above, the identifier may be implemented in various forms including icons or text. Further, the page select screen may be implemented in various forms.
- [36] FIG. 2 is a detailed block diagram of a terminal device according to an embodiment of the present invention. Referring to FIG. 2, the terminal device may include a user

interface unit 110, a control unit 120, a communication interface unit 130, and a storage unit 140.

- [37] For example, the user interface unit 110 may be implemented as a touch screen. That is, the user interface unit 110 may include a display unit 111, and a touch recognition unit 112. The display unit 111 may be composed of a plurality of layers such as display panel, color filter, or backlight unit. The display unit 111 display various screens according to the data provided from the control unit 120.
- [38] The touch recognition unit 112 may be implemented as a touch sensor provided on the display unit 111 to perceive a touch of the user on the display panel. The touch recognition unit 112 may provide the control unit 120 with information about a spot touched on by the user, such as coordinate information.
- [39] The control unit 120 includes a command recognition unit 121, a download management unit 122, an application management unit 123, and a graphic control unit 124.
- [40] The command recognition unit 121 recognizes the command input by the user based on the information provided from the touch recognition unit 112 and the currently-displayed screen data. The command recognition unit 121 may control the download management unit 122, the application management unit 123 and the graphic control unit 124 according to the recognized command.
- [41] The download management unit 122 accesses the server via the communication interface unit 130 and provides the function of downloading an application. The download management unit 122 generates a command or data for various functions such as server access, search, application selection, or download requests, transmits these to the server via the communication interface unit 130 and performs the download according to a response from the server.
- [42] The application management unit 123 is configured to manage various applications stored and installed at the storage unit 140. The application management unit 123 may read the application selected by the user from the storage unit 140 and execute the read application. Further, the application management unit 123 manages a use history of each application based on the use thereof. That is, the application management unit 123 may manage the history of each application by frequency or time of use. Further, the application management unit 123 may also manage the location at which the respective application is installed. The application management unit 123 may manage information including an address of a location at which an application is stored in the storage unit 140, a location of an application identifier on the screen page, a number of identifiers per page, and the like.
- [43] The graphic control unit 124 generates screen data to be displayed at the display unit 111 and provides the generated data to the display unit 111. The graphic control unit

124 generates data for various screens related with application download such as, for example, page select screens in various forms, thumbnail images with respect to the pages, screens corresponding to the data transmitted from the server, and the like., and outputs the generated data to the display unit 111. Additionally, the graphic control unit 124 may render a screen according to execution of an application and provide the display unit 111 with the rendered screen.

[44] FIG. 3 is a diagram illustrating an example of a page select screen which is displayed when downloading an application according to an embodiment of the present invention.

[45] Referring to FIG. 3, in response to a download command 11 on the screen 10 provided by the server, the screen 10 becomes a page select screen. On the page select screen, the screen pages of the terminal device may each be represented by a thumbnail image and aligned.

[46] That is, the identifiers of the applications may be aligned on the background screen of the terminal device. Herein, if there are too many identifiers to be displayed on one screen, the excess identifiers may be aligned on the next page. The user may turn to the next page by touching on the screen or manipulating the key. As explained above, in an example where the identifiers are represented in icon forms, the icons may be displayed on the respective pages. Accordingly, different number and type of identifiers appear on each page.

[47] FIG. 3 illustrates thumbnail images of pages being displayed on a screen 10 according to an embodiment of the present invention. Referring to FIG. 3, total eight thumbnail images (12-1 ~ 12-8) may be displayed. In the example illustrated in FIG. 3, pages 1, 3, 4, 5, 8 (12-1, 12-3, 12-4, 12-5, 12-8) have space to add identifiers and thus can be displayed as selectable state. Conversely, pages 2, 6, and 7 (12-2, 12-6, 12-7) have no space to add the identifiers and thus displayed as non-selectable state. Accordingly, the user can be guided to select the page from among the pages that can add identifiers therein.

[48] The selectable and non-selectable state may be displayed in various manners. For example, the thumbnail images in selectable state may be normally displayed, while the non-selectable thumbnail images may be blurred with downgraded brightness. Alternatively, non-selectable state of the thumbnail images may be represented by a corresponding message, or in distinguishing color from that of the selectable thumbnail images so that the user can notice the same.

[49] Although all pages display thumbnail images and the thumbnails are indicated as selectable or non-selectable, depending on the presence and absence of spaces in FIG. 3, alternatively the thumbnail images with respect to the non-selectable pages may instead not be displayed.

- [50] FIG. 4 is a diagram illustrating another construction of the page select screen according to an embodiment of the present invention. Referring to FIG. 4, identifiers are displayed in icon forms, and thumbnail images with respect to the respective pages in which existing identifiers are displayed, are aligned on one screen. As illustrated in FIG. 3, the thumbnail images with space are indicated to be selectable, while the thumbnail images without space are indicated to be non-selectable.
- [51] In each page, the identifiers may be grouped and stored under folders. Accordingly, when the user selects a page, a folder-selecting popup window may appear to allow the user to select a folder from the selected page.
- [52] Referring to FIG. 4, if a thumbnail image 8 (12-8) is selected, a folder-selecting popup window 13-1 is displayed at one side of the thumbnail image 8 (12-8). The folder-selecting popup window 13-1 displays all the folders included in the thumbnail image 8 (12-8) to thus allow the user to select a specific folder therefrom. In one embodiment, the information about the folders may be displayed on the folder-selecting popup window 13-1. Alternatively, a folder-selecting popup window may be displayed for each of the entire folders included in the thumbnail image 8 (12-8). Herein, the respective folder-selecting popup windows may display information about the identifiers included in the folder.
- [53] Even the page without space may have a folder therein, and if so, an identifier may be added to such folder. Accordingly, as illustrated in FIG. 4, if the thumbnail image 6 (12-6) from among the non-selectable thumbnail images 12-2, 12-6, 12-7 has a selectable folder therein, the folder-selecting window 13-2 may be fixedly indicated on one side of the thumbnail image 6 (12-6). The folder-selecting window 13-2 may also be displayed as a single window to indicate the information about the entire folder, or a plurality of windows corresponding to the respective folders to indicate identifier information under the corresponding folder.
- [54] Although the folder-selecting popup window 13-1 is provided for the selectable thumbnail image, while the stationary folder-selecting window 13-2, instead of popup window, is provided for the non-selectable thumbnail image, in FIG. 4, even for the non-selectable thumbnail images, the folder-selecting window 13-2 may be implemented as a popup window which appears in response to selecting of a corresponding image. Likewise, a stationary folder-selecting window, instead of popup window, may be provided for the selectable thumbnail images.
- [55] The folder-selecting window displayed on the screen may be provided to be selected by the unit of folders of the application groups which are categorized by application types or user's selection. For example, if a game application is downloaded, the folder-selecting popup window 13-1 or folder-selecting window 13-2 with respect to the folder of game group appears on the screen in popup or stationary manner.

- [56] The identifiers of the applications may be displayed as various icons. The shapes of the icons may be provided by the application provider, or directed generated or edited by the user.
- [57] FIG. 5 is a diagram provided to explain a process of downloading and installing an application according to an embodiment of the present invention. Referring to FIG. 5, in response to a download command input to a page provided from the application server, the screen 10 is turned to the page select screen. Accordingly, the thumbnail images 12-1 ~ 12-8 of the respective pages are displayed in selectable or non-selectable states.
- [58] If one thumbnail image is selected, the screen is turned to the page corresponding to the selected thumbnail image. For example, if thumbnail image 8 (12-8) is selected in FIG. 5, the icons displayed in the thumbnail image 8 (12-8) in reduced forms are arranged on the screen 10 in original sizes.
- [59] Thereafter, an icon corresponding to the newly-downloaded application is additionally displayed. On one side of the additional icon, information indicating the degree of processing download may be displayed. In FIG. 5, the progress bar 14 provides such information. That is, in FIG. 5, the progress bar 14 represents the degree of processing download by rotating along the edge of the icon in clockwise or counter-clockwise direction.
- [60] The detailed form of the progress bar 14 is illustrated in FIGS. 6 and 7. Referring to FIG. 6, the progress bar 14 starts from a spot on one side of the icon, and extends in clockwise direction along the edge of the icon, and finishes at the spot where the progress bar 14 started as the download is completed.
- [61] As illustrated in FIG. 7, a mark 15 may be additionally displayed on one side of the icon to indicate that the download is completed.
- [62] That is, for an application which has been downloaded, but not used yet, the terminal device may indicate a specific form of mark on one side of the corresponding icon so that the user can easily notice such situation. Although the mark 15 is indicated in FIG. 5, other manners of marking may be implemented. For example, the icon itself may be flickered, or highlighted to draw user attention. Once the corresponding application is used, the terminal device may remove the mark 15.
- [63] In accordance with another embodiment, for applications that are less frequently used, an indicating mark may be used or a corresponding icon may be displayed to draw the attention of the user in a similar manner as explained above.
- [64] Although the progress bar is used in the embodiments of FIGS. 5 to 7 to indicate the degree of download progress, other forms of information such as numbers or text may also be used. For example, information such as percentage to represent the download progress, total time expected to be taken until completing download, time elapsed so

far or remaining time may be indicated on a side of the icon or at a predetermined area on the screen. Further, the progress bar does not have to be displayed in the manner illustrated in FIG. 5 in which the progress bar surrounds the edge of the icon. For example, a simple bar may be displayed on one side of the icon.

[65] While the identifiers may be displayed as icon forms in some embodiments, other examples are also possible. For example, text-based identifier may be used to represent an application. Specifically, text including detailed information such as name of the application, date of download, or name of the provider may be used as the identifier.

[66] In the above-mentioned example, the identifiers may be arranged in a list form. Accordingly, the page select screen may be implemented in a form as illustrated in FIG. 8.

[67] Referring to FIG. 8, a preset number of identifiers are formed on each page as a group, and thumbnail images (16-1 to 16-6) with respect to the respective pages may be displayed on the screen. The example of FIG. 8 has n number of identifiers on each page.

[68] In such a state, the user may select a page to add an identifier of a newly-downloaded application. Herein, the user may select the page and also the location of the identifier on the corresponding page.

[69] Unlike FIG. 3, FIG. 8 has all the pages in a selectable state. That is, the texts are listed in sequence, and since the pages simply divide the lists according to the preset number, the user may select the location to add the identifier from the list so that the identifier is displayed on the selected location. Accordingly, in the particular embodiment, the thumbnail images are not displayed in non-selectable state.

[70] FIG. 9 illustrates the construction of a screen on which one page is selected according to an embodiment of the present invention. That is, if the thumbnail image 2 (16-2) is selected from the screen of FIG. 8, the screen changes to the state as illustrated in FIG. 9. Accordingly, the user may select between App n+2 and App n+3 on the screen of FIG. 9.

[71] In this example, the application text located below the selected location, i.e., APP n+3, APP n+4 ...are shifted downward to thus ensure space, and new identifier (APP x) is additionally displayed on the ensured space.

[72] As explained above, the identifier may be displayed not only as an icon, but also as a text, and in either case, it is possible to select the pages.

[73] Further, in FIGS. 8 and 9, information to indicate the download progress may be displayed together. That is, numbers, text or progress bar to indicate the extent of completing download may be displayed on one side of the newly-added identifier (APP x).

[74] Further, an identifier of the application which has been downloaded but not used yet

may be displayed with brighter color or higher brightness, or flickered, or a marked with a specific mark. Since this has been explained in detail above with reference to FIGS. 5 to 7, detailed explanation and illustration thereof will be omitted for the sake of brevity.

[75] FIG. 10 is a flowchart illustrating a method for installing an application of a terminal device according to an embodiment of the present invention.

[76] Referring to FIG. 10, at step S1010, if a command to download is input, at step S1020, a page select screen is provided and a page to display an identifier corresponding to a downloaded application is selected.

[77] Page may be selected in various manners. Specifically, the user may select the page through the page select screen as the one illustrated in FIGS. 3, 4, 5, or 8.

[78] At step S1030, if a page is selected, an identifier is displayed on the selected page. As explained above, if the terminal device includes a touch screen, the page may be selected by direct touching on the screen.

[79] Further, once the identifier is displayed, information to indicate the download progress may also be provided along with the identifier until download is completed.

[80] FIG. 11 is a flowchart illustrating a method for installing an application of a terminal device according to another embodiment of the present invention.

[81] Referring to FIG. 11, at step S1110, the user accesses the server using the terminal device. Herein, the information regarding the server may be directly stored in the terminal device, or the user may directly input the server address and access the server.

[82] After accessing the server, the user searches for the application to download and decides whether or not to download the application.

[83] At step S1120, if the user selects an application to download and decides to download the selected application, at step S1130, the page select screen is displayed.

[84] The page select screen may be constructed in a manner in which the respective pages including existing identifiers corresponding to the previously-installed applications are listed in thumbnail images. If there are too many thumbnail images to be displayed on one screen, the thumbnail images may be divided and displayed on a plurality of pages which are switchable by screen touch and scrolling.

[85] At step S1140, if page is selected through the page select screen, at step S1160, the user may select the folder or group. That is, if page includes folder therein during page selection, a window for folder selection may appear. Accordingly, the user is enabled to select a specific folder through the displayed window. At step S1170, if the folder is selected, an identifier of the application to be downloaded under the corresponding folder of the corresponding page may be additionally displayed.

[86] At step S1140, if the page is not selected, at step S1150, a page may be selected at random or the last page may be selected.

- [87] At step S1180, if the page is selected, but the folder is not selected, an identifier may be additionally displayed on the background screen of the selected page.
- [88] Apart from the operation to select the page and folder explained above, downloading and installing a selected application is automatically carried out.
- [89] As a result, on one side of the added identifier, information may be displayed, which is changed according to the download progress and installation. Accordingly, the user can check the download progress and installation of an application corresponding to the identifier.
- [90] At step S1190, if download and installation are completed, whether or not the application is used may be checked until the first use of the application, and at step S1200, if the application is not used, a mark may be displayed. The 'mark' herein may be implemented as an indicator that shows the application has not been used yet. Accordingly, the mark may be automatically displayed as the download is completed.
- [91] At step S1210, if the application indicated by the mark is used, the mark is deleted. After that, the identifier is treated as the existing identifiers.
- [92] Alternatively, step of selecting a folder, displaying or deleting a mark, and the like may be omitted. Further, folder may be selected directly without requiring page selection.
- [93] Further, the page select screen explained above may be selectively provided depending on modes. That is, if the user wishes to add a new identifier without directly selecting a page to display such new identifier, the user may set the operation to normal mode. In such an example, the page select screen is not provided, but the identifier may be directly displayed on a random page. Conversely, if the user wishes to directly select the page, the user may set the operation to page select mode. In this example, the user may select and display pages and folders through various forms of page select screens including those explained above.
- [94] Further, the method for installing an application according to various embodiments may be stored on various types of recording media and implemented by the program code which can be executed by a CPU provided in the terminal device body.
- [95] Specifically, the code to carry out the method for installing an application may be stored in various types of recording media which are readable by a terminal device, such as, for example, a RAM, a flash memory, a ROM, an Erasable Programmable ROM (EPROM), and Electronically Erasable and Programmable ROM (EEPROM), a register, a hard disk, a removable disk, a memory card, a USB memory, or a CD-ROM.
- [96] According to the above-described embodiments, the user is able to select an identifier corresponding to a new application and display the identifier at an intended location, and also easily determine the download progress or whether or not the application has been used. As a result, convenience of using applications improves.

[97] While the present invention has been shown and described with reference to various embodiments thereof, the present teaching can be readily applied to other types of apparatuses. The description of the various embodiments of the present invention is intended to be illustrative, and changes in form and detail may be made without departing from the scope and spirit of the present invention, defined by the appended claims.

## Claims

- [Claim 1] A method for installing an application in a terminal device, comprising:  
receiving, by the device, an input command to download the application;  
receiving, an input selecting a page to add an identifier for executing the application; and  
displaying the identifier on the selected page.
- [Claim 2] The method of claim 1, wherein selecting the page comprises:  
displaying a plurality of thumbnail images for a plurality of pages in which existing icons corresponding to previously-installed applications are displayed; and  
receiving an input selecting a page to display the icon from among the plurality of thumbnail images,  
wherein the identifier is an icon corresponding to the application.
- [Claim 3] The method of claim 2, further comprising:  
displaying a thumbnail image in a non-selectable state, if a corresponding page does not have available space to add an icon; and  
displaying a thumbnail image in a selectable state, if a corresponding page has a space to add the icon.
- [Claim 4] The method of claim 3, further comprising displaying a folder-selecting popup window, if the thumbnail image in the selectable state is selected.
- [Claim 5] The method of claim 3, wherein displaying the plurality of thumbnail images comprises displaying a folder-selecting window in activated state on one side of the thumbnail image in the non-selectable state, if the page that does not have the available space to add the icon includes a folder therein.
- [Claim 6] The method of claim 2, further comprising downloading the application from a server and installing the application in the terminal device,  
wherein on one side of the icon, information to indicate a download progress of the application is displayed.
- [Claim 7] The method of claim 6, wherein the information is represented in the form of a progress bar which is displayed as rotating around an edge of the icon, clockwise or counterclockwise, according to the download progress of the application, wherein the progress bar completely surrounds the edge of the icon when the downloading of the application is completed.

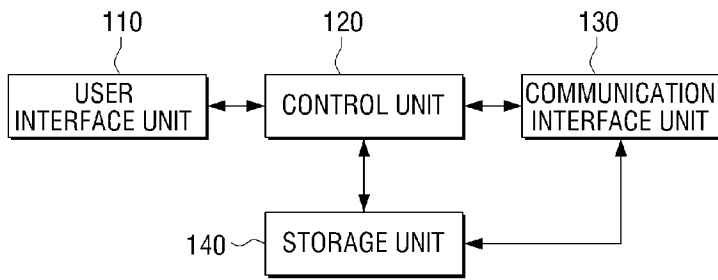
- [Claim 8] The method of claim 2, further comprising displaying a mark on one side of the icon to indicate that the application has not been used yet until first use of the application, once the application is completely downloaded and installed on the terminal device and the icon is displayed on the selected page.
- [Claim 9] The method of claim 2, wherein selecting the page comprises: dividing a text list representing previously-installed applications based on a preset number and displaying the divided text lists on a plurality of pages; and receiving an input selecting a page to add the text to represent the application, from the pages which correspond to the divided text list, wherein the identifier is a text which indicates the application.
- [Claim 10] The method of claim 9, wherein displaying the identifier on the selected page comprises: ensuring available space on the text list of the selected page, while shifting a displaying location of existing texts downward; and displaying the text on the ensured space.
- [Claim 11] A terminal device, comprising:  
a user interface unit which receives a command to download an application;  
a communication interface unit which connects to a server in response to the command to download the application;  
a storage unit which stores the downloaded application; and  
a control unit which provides a screen to select a page on which an identifier corresponding to the application is displayed, and controls the user interface unit to display the identifier on the selected page on the screen.
- [Claim 12] The terminal device of claim 11, wherein the identifier includes an icon corresponding to the application, and the control unit controls the user interface unit to display a plurality of thumbnail images for a plurality of pages in which existing icons corresponding to previously-installed applications in response to the command input via the user interface unit, and to display a page to display the icon selected from among the plurality of thumbnail images is selected.
- [Claim 13] The terminal device of claim 12, wherein the user interface unit displays a thumbnail image in a non-selectable state if a corresponding page does not have available space to add an icon, or displays a thumbnail image in a selectable state if a corresponding page has

available space to add the icon.

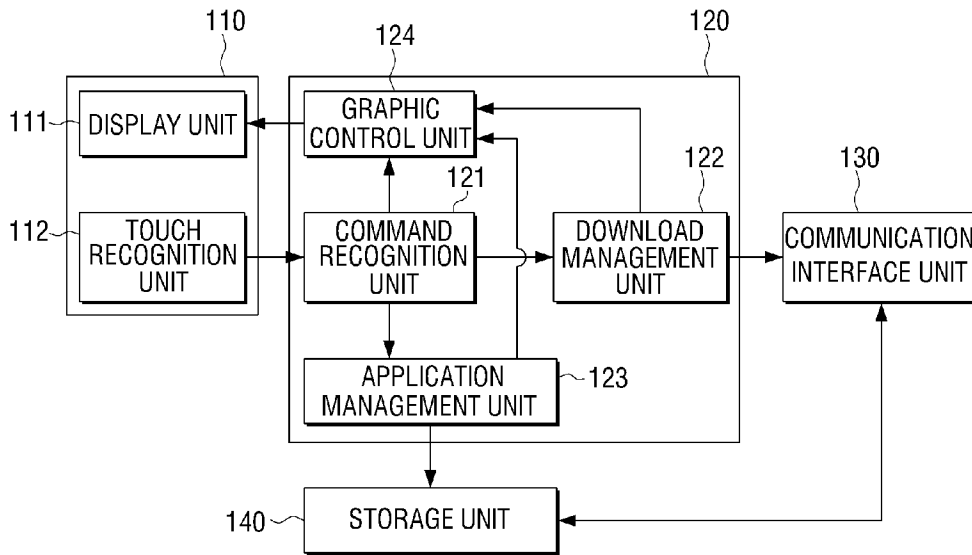
[Claim 14] The terminal device of claim 13, wherein the control unit controls the user interface unit to display a folder-selecting popup window, if the thumbnail image in the selectable state is selected.

[Claim 15] The terminal device of claim 13, wherein the control unit controls the user interface unit to display a folder-selecting window in activated state on one side of the thumbnail image in the non-selectable state, if the page that does not have the available space to add the icon includes a folder therein.

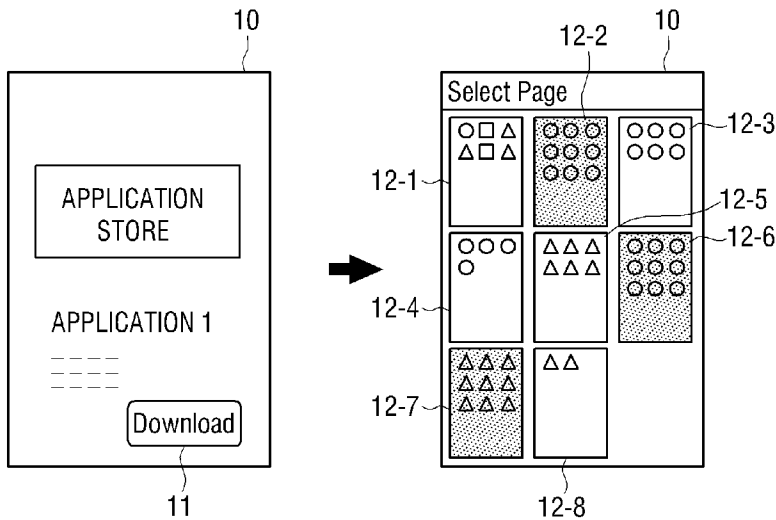
[Fig. 1]



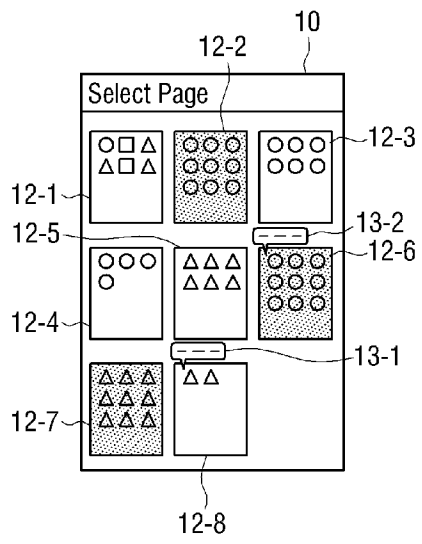
[Fig. 2]



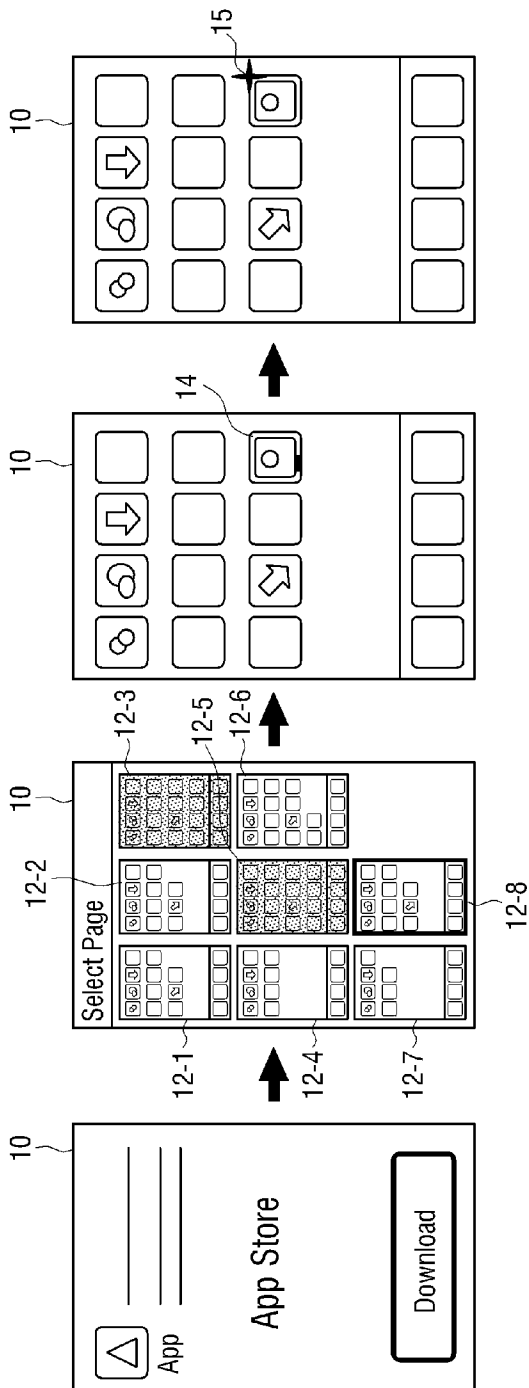
[Fig. 3]



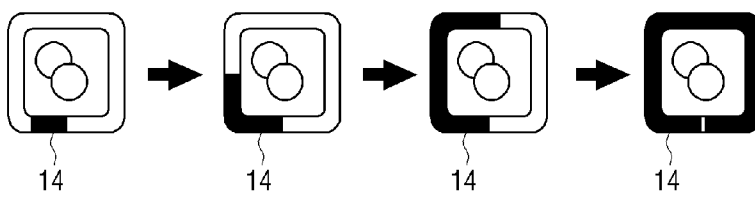
[Fig. 4]



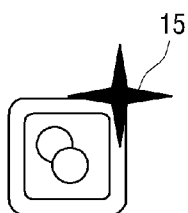
[Fig. 5]



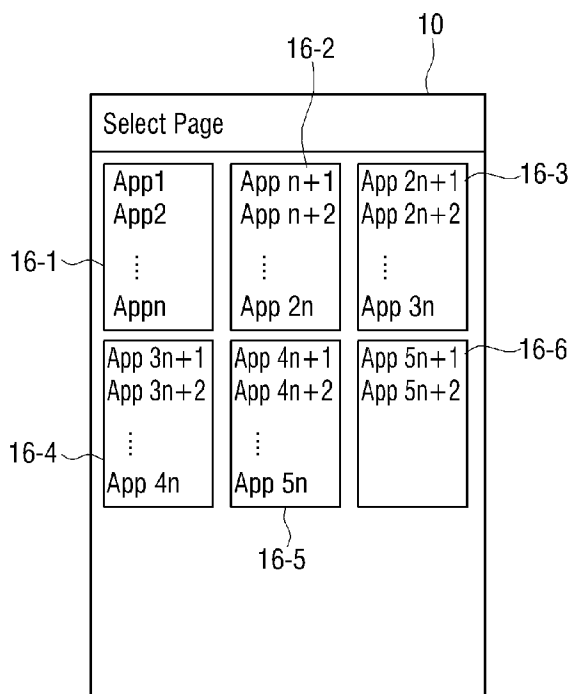
[Fig. 6]



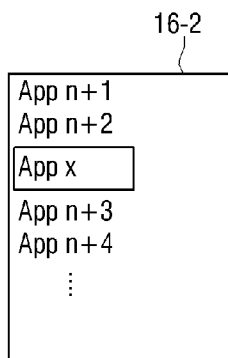
[Fig. 7]



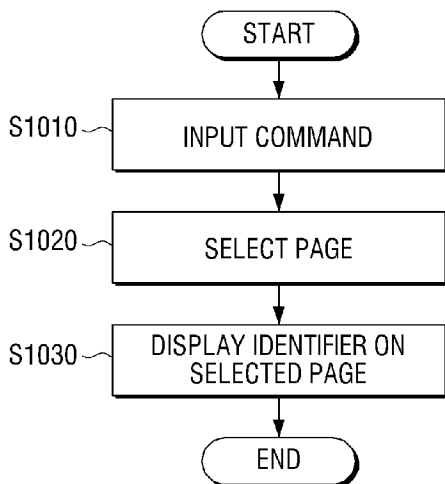
[Fig. 8]



[Fig. 9]



[Fig. 10]



[Fig. 11]

