



(12) **United States Design Patent**
James

(10) **Patent No.:** **US D992,263 S**
(45) **Date of Patent:** **** Jul. 18, 2023**

(54) **SHOE**
(71) Applicant: **Jasmine James**, Farmington, MI (US)
(72) Inventor: **Jasmine James**, Farmington, MI (US)
(**) Term: **15 Years**

D716,034 S 10/2014 Whittington
D738,603 S * 9/2015 Blair D2/965
9,491,986 B1 11/2016 Dixon
D827,997 S 9/2018 McCoullough
D883,638 S 5/2020 Roth
D932,759 S 10/2021 Roth
D972,827 S 12/2022 Neroni

(21) Appl. No.: **29/884,086**
(22) Filed: **Feb. 7, 2023**
(51) **LOC (14) Cl.** **02-04**
(52) **U.S. Cl.**
USPC **D2/966; D2/965**
(58) **Field of Classification Search**
USPC D2/897, 915, 918, 922, 925-946, 948,
D2/950, 964-968
CPC A43B 21/00; A43B 21/02; A43B 21/20;
A43B 21/24
See application file for complete search history.

OTHER PUBLICATIONS

Jessica Hullinger, This Dual-Heeled Shoe Aims To Make Stilettos As Comfortable As Sneakers, announced Feb. 18, 2016 [online], [site visited Mar. 7, 2023]. Available from internet, URL: <https://www.fastcompany.com/3056643/this-dual-heeled-shoe-aims-to-make-stilettos-as-comfortable-as-sneakers> (Year: 2016).*

* cited by examiner

Primary Examiner — Leanne Was-Englehart
Assistant Examiner — Yelizaveta Y Masalimova
(74) *Attorney, Agent, or Firm* — Mitchell Law PLLC;
Matthew W. Mitchell

(56) **References Cited**

U.S. PATENT DOCUMENTS

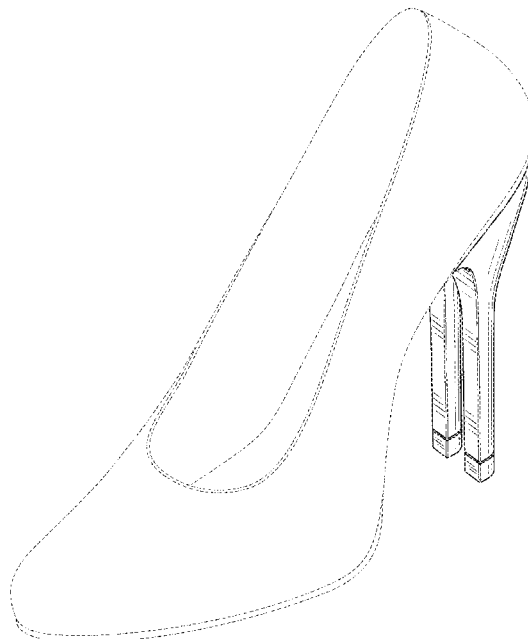
D136,960 S * 1/1944 Shuford 36/34 R
2,414,445 A 1/1947 Cahill
D201,002 S * 5/1965 Hahn A43B 21/24
D2/966
3,369,309 A 2/1968 Simmie
D347,937 S * 6/1994 Garland D2/966
7,574,819 B2 * 8/2009 Rie A43B 21/24
36/99
D606,730 S 12/2009 Whittington
D635,750 S 4/2011 Whittington
D666,403 S * 9/2012 Finnegan D2/966
D709,683 S 7/2014 Sookdeo
D716,029 S * 10/2014 Whittington D2/966
D716,030 S * 10/2014 Whittington D2/966
D716,032 S * 10/2014 Whittington D2/966
D716,033 S 10/2014 Whittington

(57) **CLAIM**
The ornamental design for a shoe, as shown and described.

DESCRIPTION

FIG. 1 is a front perspective view showing my new design; FIG. 2 is rear perspective view thereof; FIG. 3 is another rear perspective view thereof; FIG. 4 is a front view thereof; FIG. 5 is a rear view thereof; FIG. 6 is a left-side view thereof; FIG. 7 is a right-side view thereof; FIG. 8 is a top plan view thereof; and, FIG. 9 is a bottom plan view thereof. The broken lines depicting a shoe represent environment that forms no part of the claimed design.

1 Claim, 9 Drawing Sheets



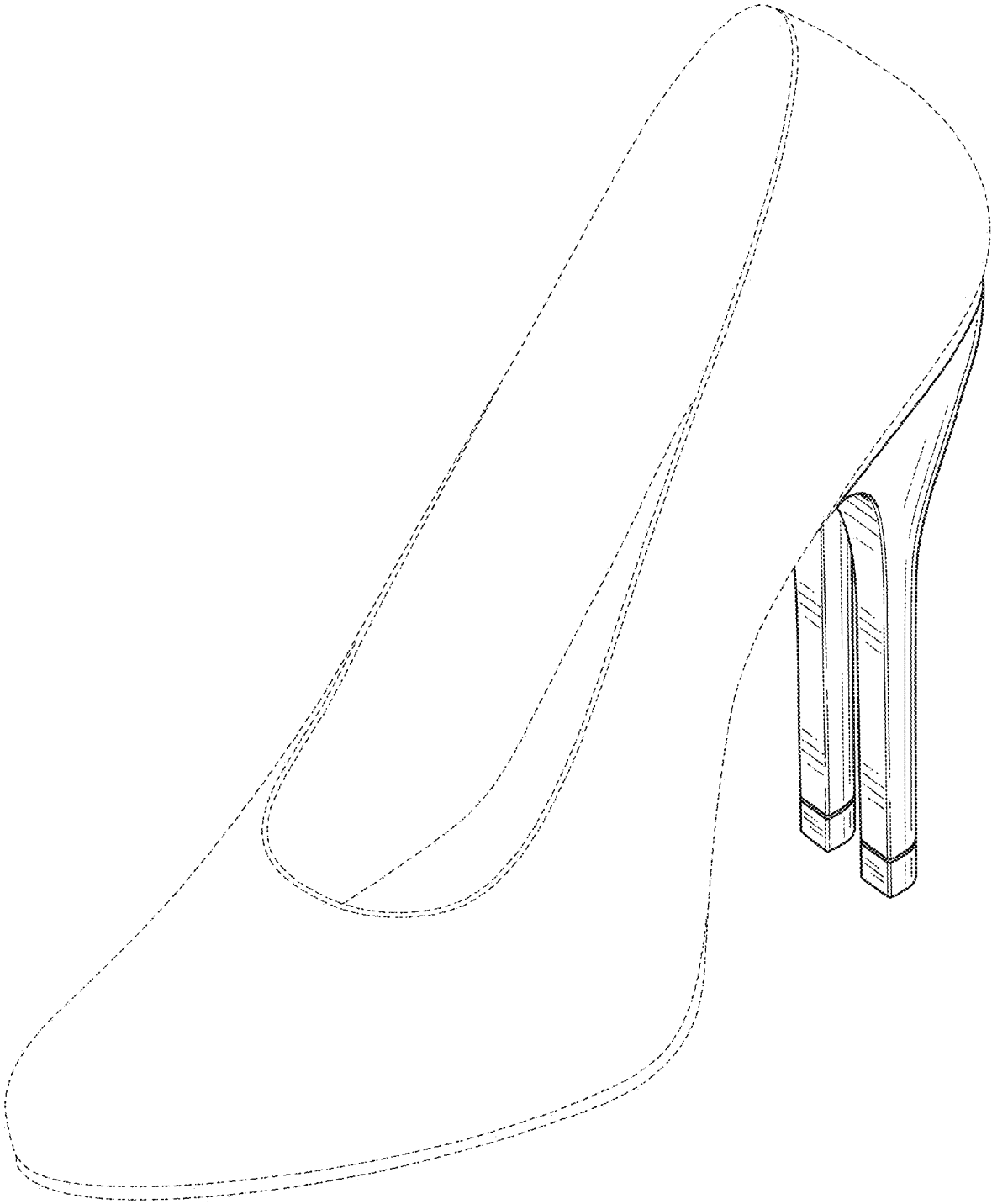


FIG. 1



FIG. 2



FIG. 3

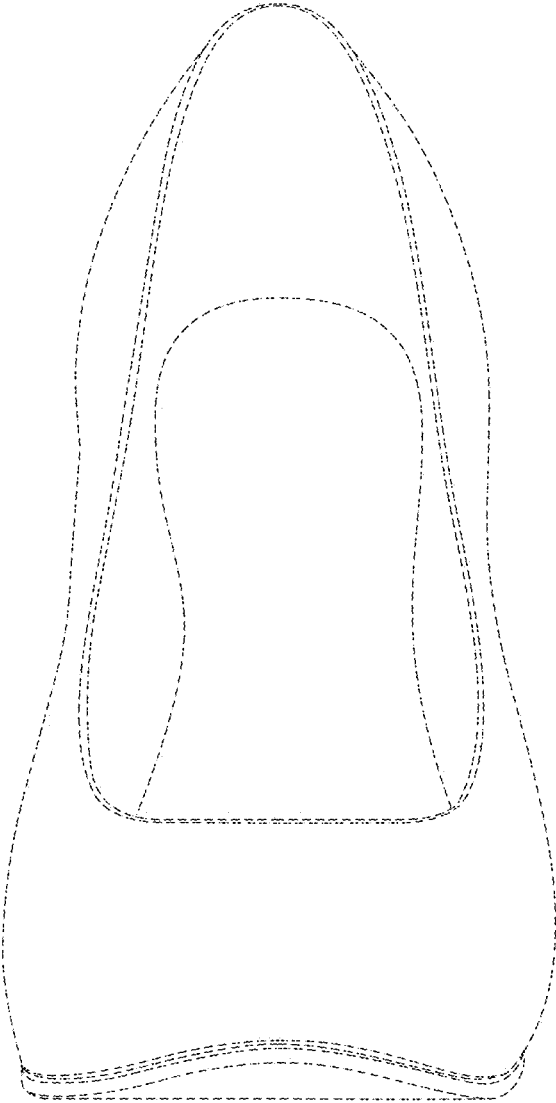


FIG. 4

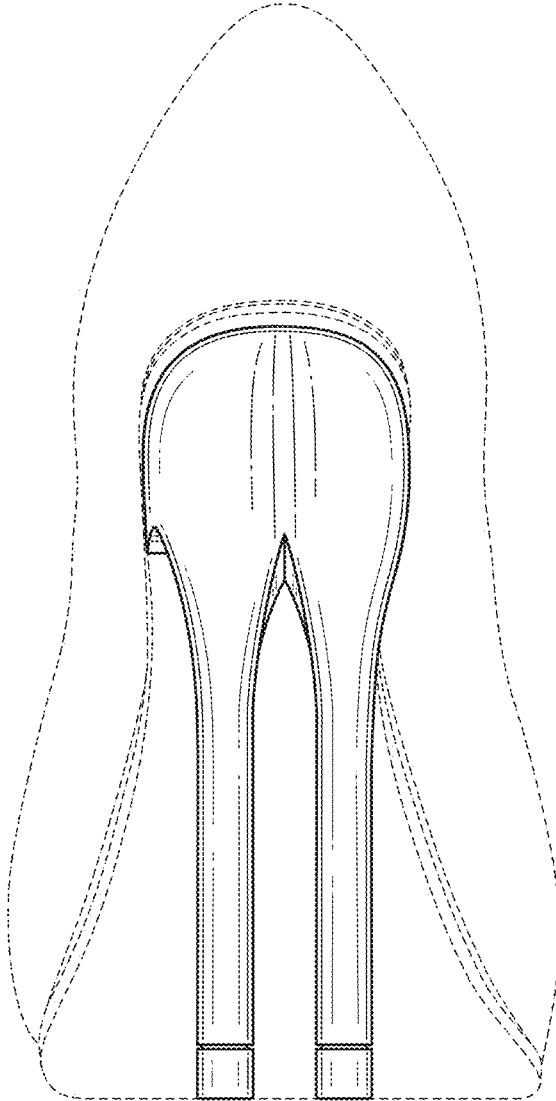


FIG. 5



FIG. 6



FIG. 7

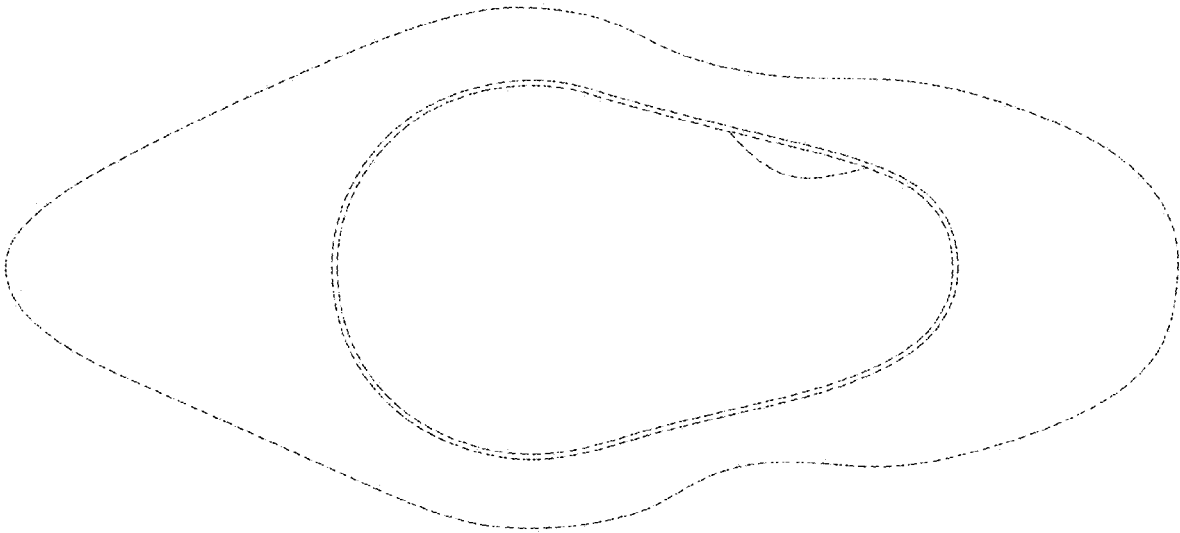


FIG. 8




FIG. 9