



US00D468434S

(12) **United States Design Patent**  
**Slaughterback**

(10) **Patent No.:** **US D468,434 S**

(45) **Date of Patent:** **\*\* Jan. 7, 2003**

(54) **CARPAL TUNNEL WRIST SUPPORT**

D454,639 S \* 3/2002 Kellogg ..... D24/190

(75) **Inventor:** **E. Gerald Slaughterback**, Coral Springs, FL (US)

\* cited by examiner

*Primary Examiner*—Stella Reid

(73) **Assignee:** **FLA Orthopedics, Inc.**, Miramar, FL (US)

(74) *Attorney, Agent, or Firm*—Dougherty & Clements LLP

(\*\*) **Term:** **14 Years**

(57) **CLAIM**

(21) **Appl. No.:** **29/147,000**

The ornamental design for a carpal tunnel wrist support, as shown and described.

(22) **Filed:** **Dec. 26, 2000**

**DESCRIPTION**

(51) **LOC (7) Cl.** ..... **24-04**

FIG. 1 is a perspective view of a carpal tunnel wrist support, showing new design;

(52) **U.S. Cl.** ..... **D24/190**

FIG. 2 is a top view thereof;

(58) **Field of Search** ..... D24/190; 602/21, 602/20, 22, 6

FIG. 3 is a bottom view thereof;

FIG. 4 is a right side view thereof;

FIG. 5 is a left side view thereof;

FIG. 6 is a back view thereof; and,

FIG. 7 is a front view thereof.

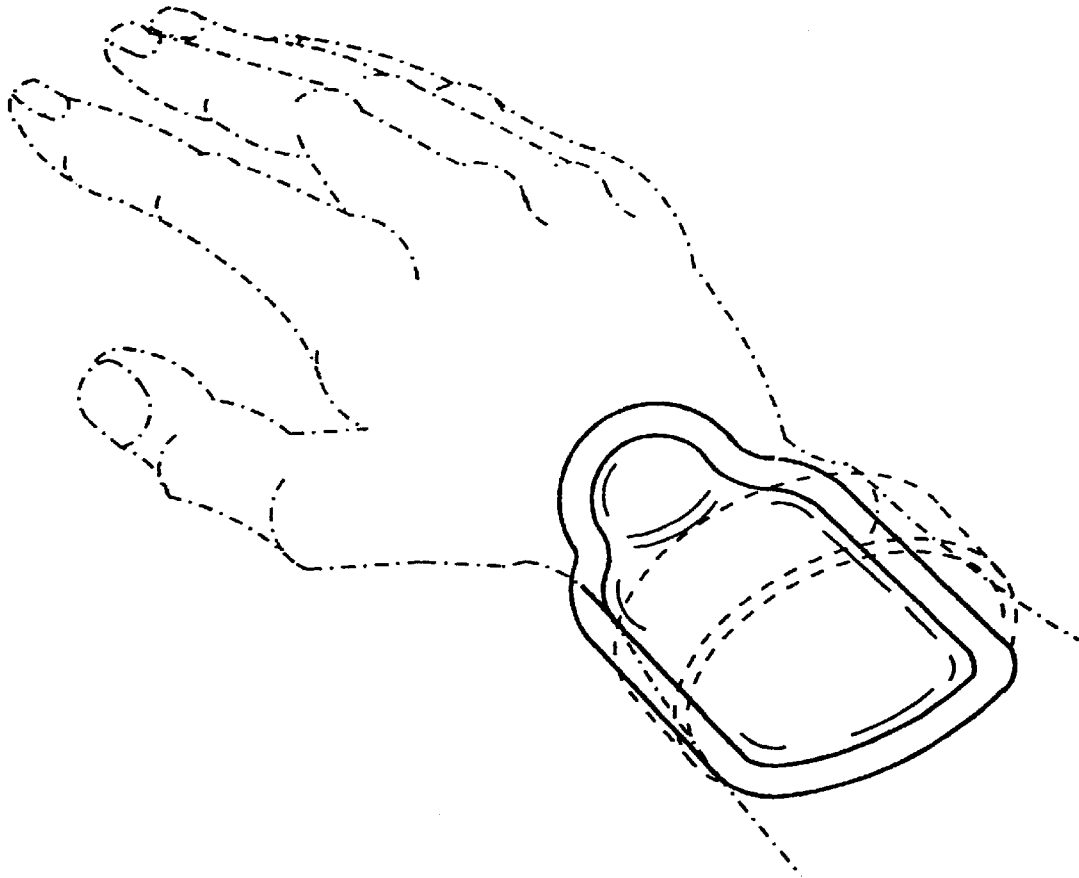
(56) **References Cited**

**U.S. PATENT DOCUMENTS**

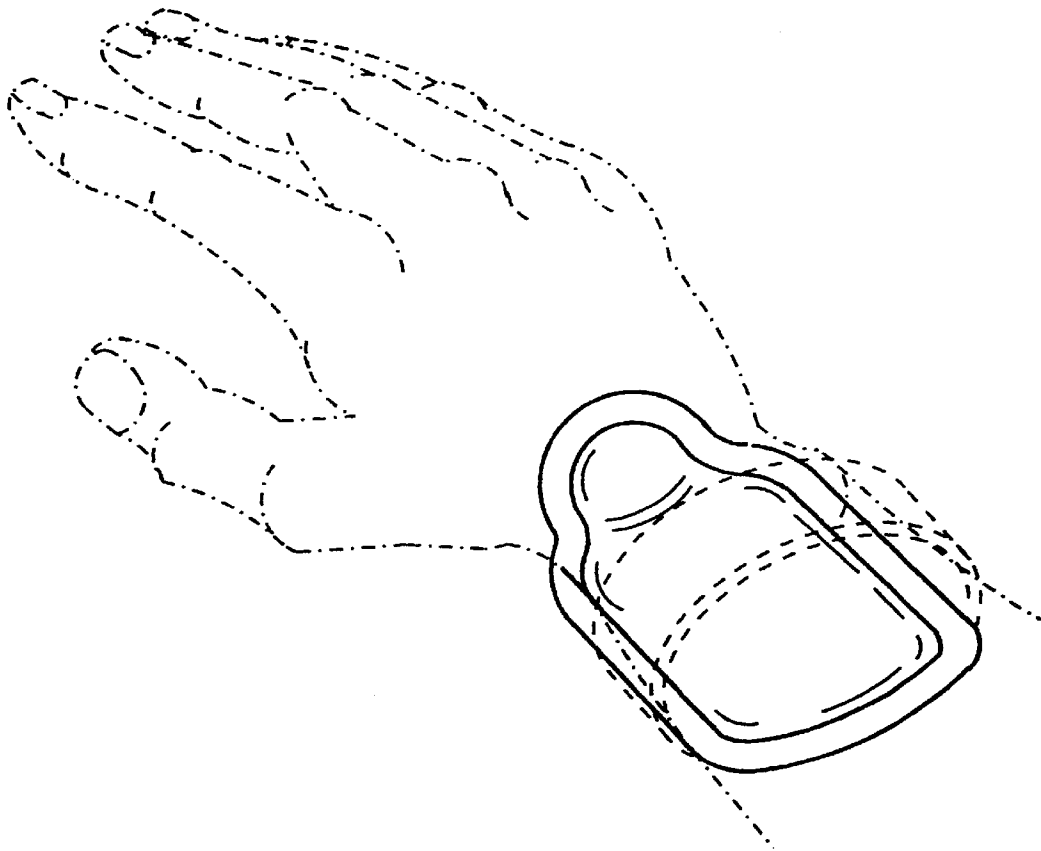
5,415,624	A	*	5/1995	Williams	.....	602/21
5,652,955	A	*	8/1997	Skewis	.....	2/20
5,987,641	A	*	11/1999	Walker	.....	2/16
6,200,286	B1	*	3/2001	Zamani	.....	602/64

The dotted lines are for illustrative purposes only and form no part of the claimed design.

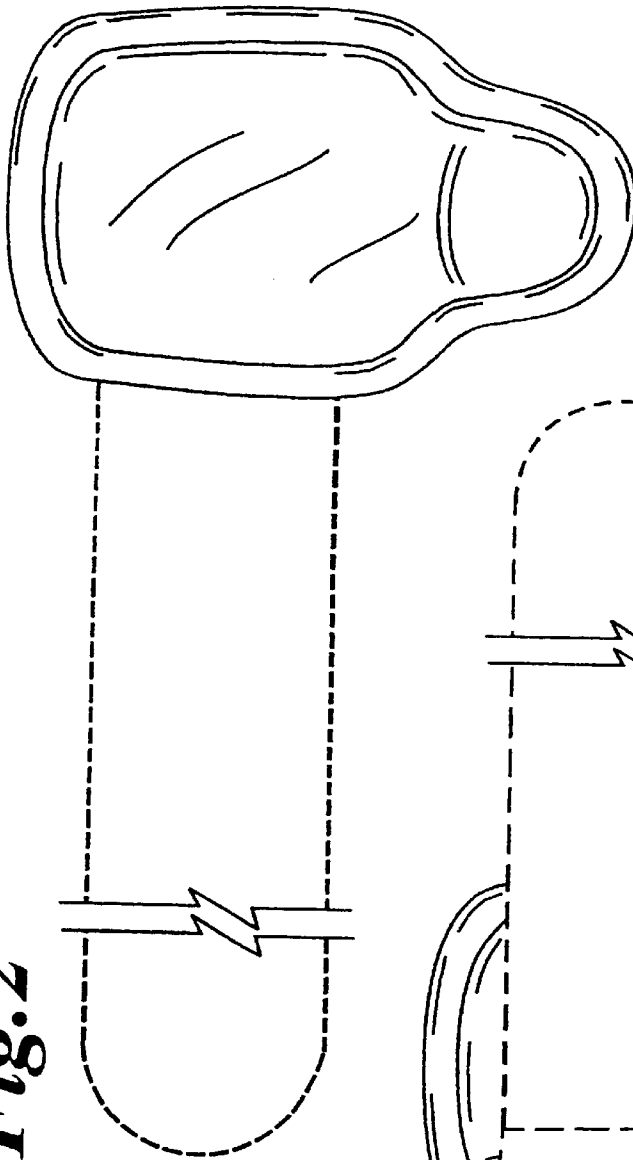
**1 Claim, 4 Drawing Sheets**



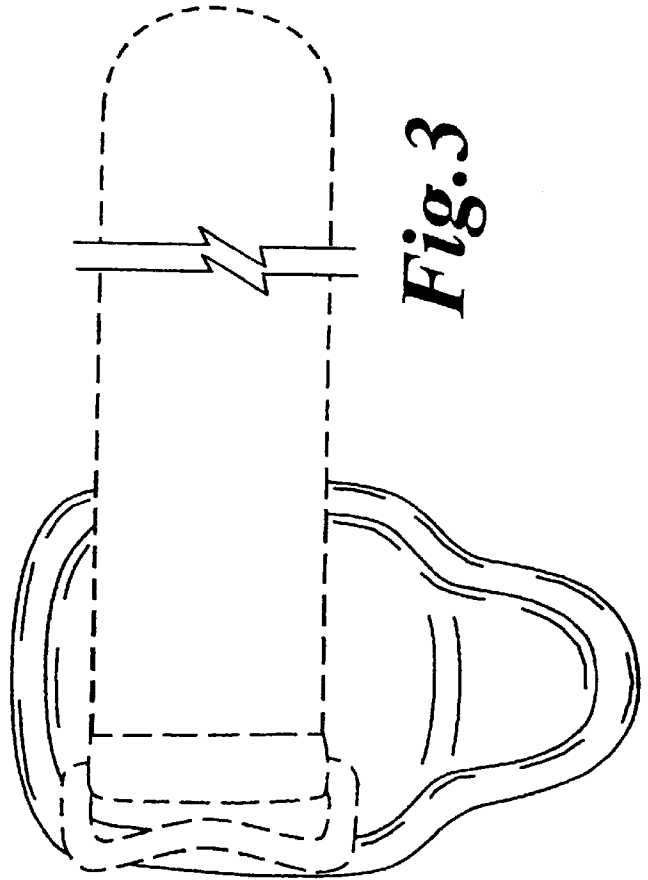
*Fig. 1*

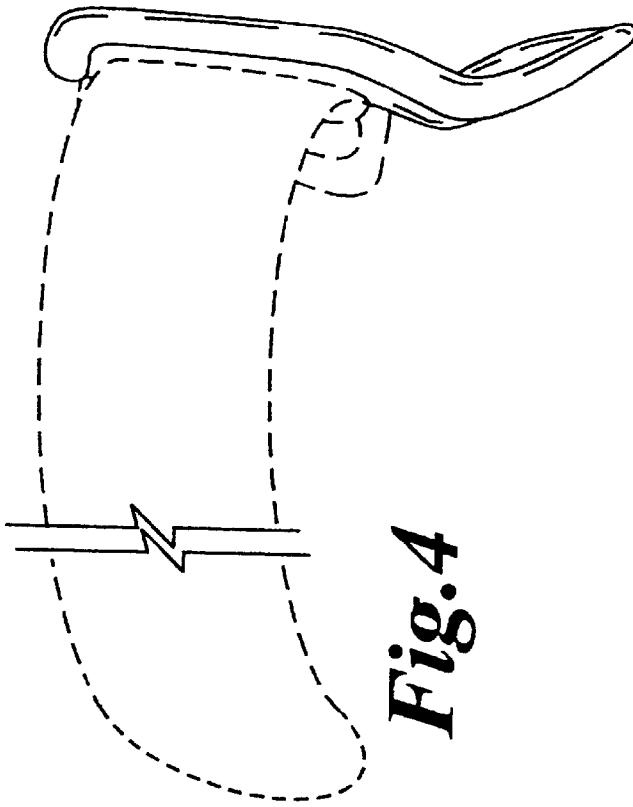


*Fig. 2*

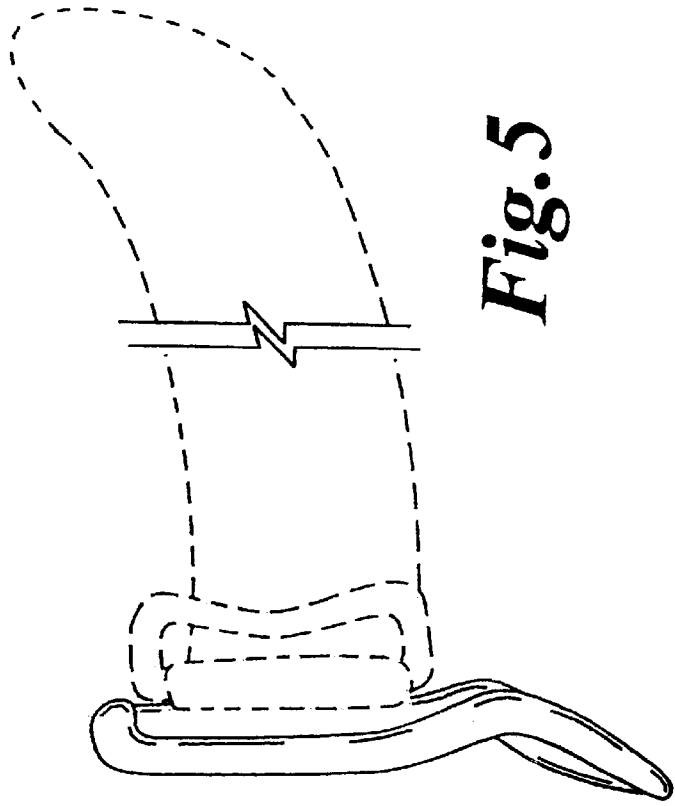


*Fig. 3*




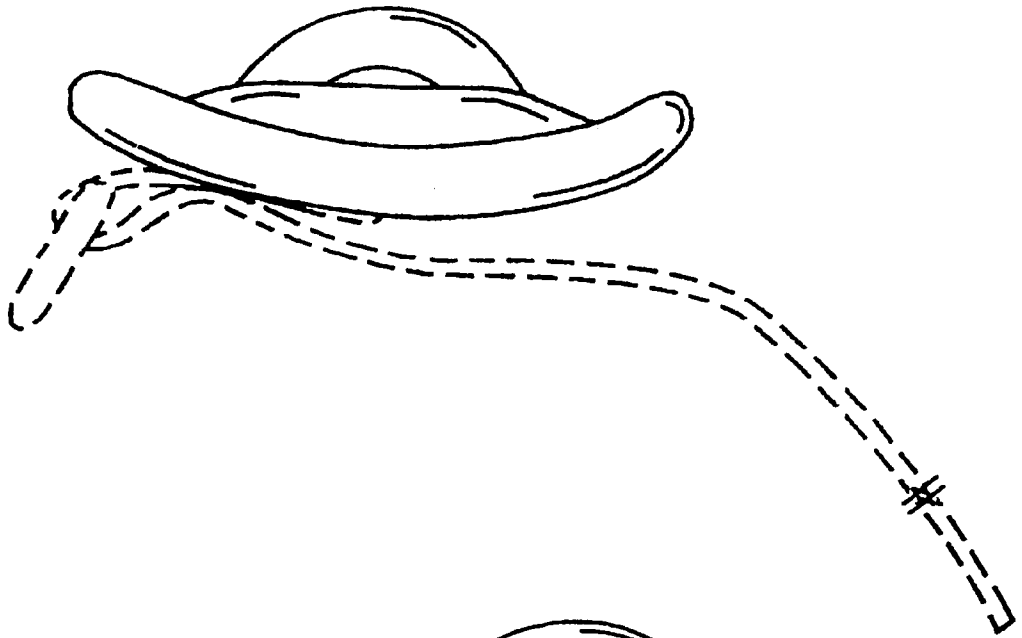


**Fig. 4**



**Fig. 5**

***Fig. 6***



***Fig. 7***