

[54] FLUID METERING APPARATUS

[75] Inventors: Thurman S. Jess, Mundelein; Nicholas Zissimopoulos, Schaumburg, both of Ill.
[73] Assignee: Baxter Travenol Laboratories, Inc., Deerfield, Ill.

[**] Term: 14 Years

[21] Appl. No.: 857,047

[22] Filed: Dec. 2, 1977

[51] Int. Cl. D24-01

[52] U.S. Cl. D24/8; D24/17; 128/214 E; 128/DIG. 13

[58] Field of Search D24/8, 17; 128/214 E, 128/214 R, 214 F, DIG. 13

[56]

References Cited

U.S. PATENT DOCUMENTS

D. 222,957	2/1972	Sato	D24/8
D. 235,926	7/1975	Olson	D24/8
D. 236,163	7/1975	Manno	D24/8
D. 236,164	7/1975	Manno	D24/8
3,832,998	9/1974	Gregg	128/214 E
3,901,231	8/1975	Olson	128/DIG. 13
3,989,913	11/1976	Lundquist	128/214 E

Primary Examiner—Bernard Ansher
Attorney, Agent, or Firm—Paul C. Flattery; John P. Kirby, Jr.; Eugene M. Cummings

[57]

CLAIM

The ornamental design for a fluid metering apparatus, as shown and described.

DESCRIPTION

FIG. 1 is a front perspective view of a fluid metering apparatus showing our new design.
FIG. 2 is a side elevational view thereof.
FIG. 3 is a front elevational view thereof.
FIG. 4 is a top plan view thereof.
FIG. 5 is a rear elevational view thereof.


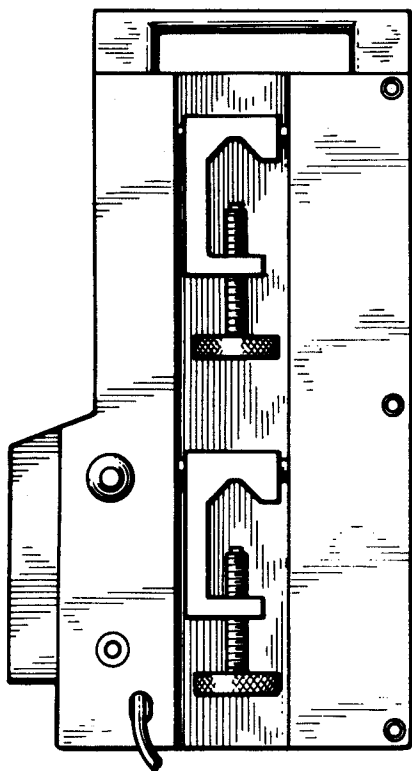


FIG. 1

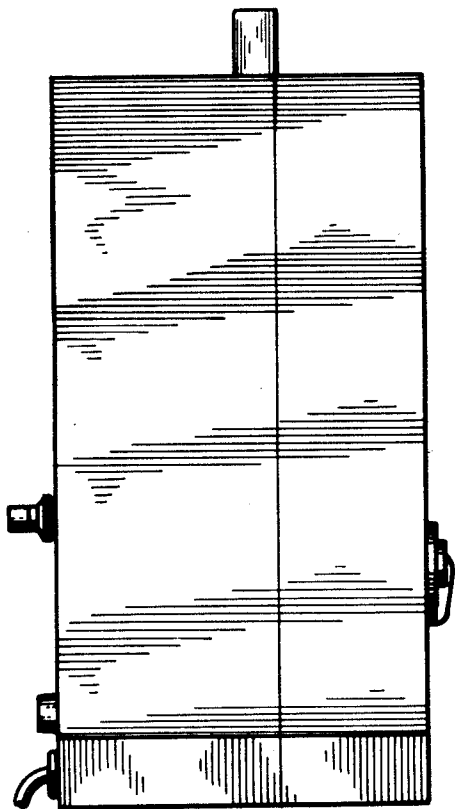



FIG. 2

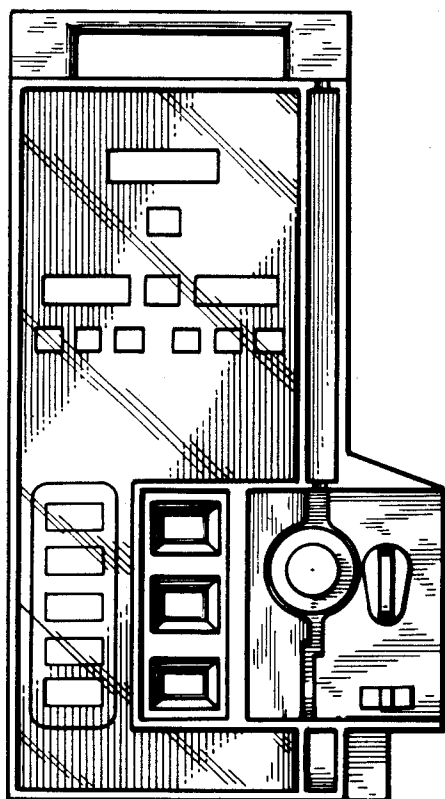


FIG. 3

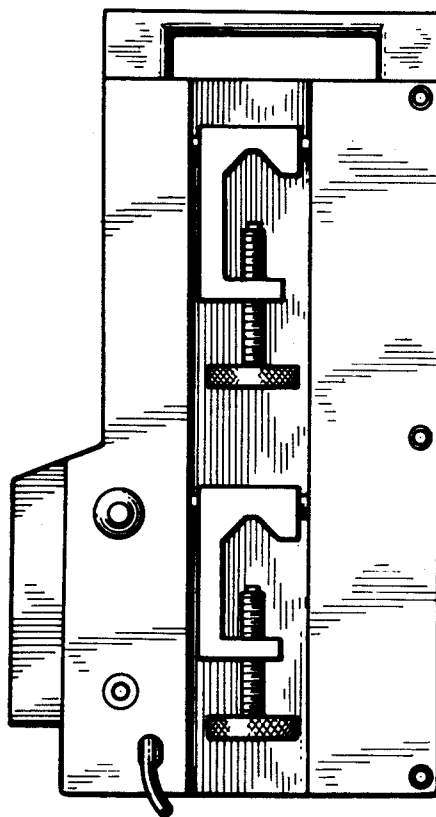


FIG. 5

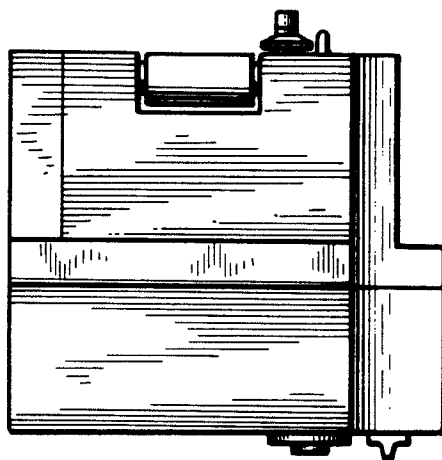


FIG. 4