



(51) International Patent Classification:

C07D 413/06 (2006.01) *A61P 35/00* (2006.01)
A61K 31/423 (2006.01) *C07D 267/22* (2006.01)

(21) International Application Number:

PCT/US2016/016204

(22) International Filing Date:

2 February 2016 (02.02.2016)

(25) Filing Language:

English

(26) Publication Language:

English

(30) Priority Data:

62/110,719 2 February 2015 (02.02.2015) US

(71) Applicant: **FORMA THERAPEUTICS, INC.** [US/US];
500 Arsenal Street, Suite 100, Watertown, Massachusetts
02472 (US).

(72) Inventors: **ZHENG, Xiaozhang**; 9 Paddock Lane, Lexington, Massachusetts 02421 (US). **NG, Pui Yee**; 220 Grove Street, Unit 1, Waltham, Massachusetts 02453 (US). **RUDNITSKAYA, Aleksandra**; 345 Belgrade Avenue, Unit 12, Roslindale, Massachusetts 02131 (US). **LANCIA JR., David**; 45 W Broadway, Unit 111, Boston, Massachusetts 02127 (US).

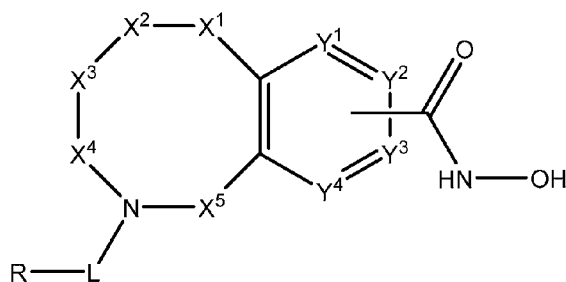
(74) Agent: **FARMER, Dean**; Cooley LLP, 1299 Pennsylvania Avenue, Suite 700, Washington, District of Columbia 20004 (US).

(81) Designated States (unless otherwise indicated, for every kind of national protection available): AE, AG, AL, AM, AO, AT, AU, AZ, BA, BB, BG, BH, BN, BR, BW, BY, BZ, CA, CH, CL, CN, CO, CR, CU, CZ, DE, DK, DM, DO, DZ, EC, EE, EG, ES, FI, GB, GD, GE, GH, GM, GT, HN, HR, HU, ID, IL, IN, IR, IS, JP, KE, KG, KN, KP, KR, KZ, LA, LC, LK, LR, LS, LU, LY, MA, MD, ME, MG, MK, MN, MW, MX, MY, MZ, NA, NG, NI, NO, NZ, OM, PA, PE, PG, PH, PL, PT, QA, RO, RS, RU, RW, SA, SC, SD, SE, SG, SK, SL, SM, ST, SV, SY, TH, TJ, TM, TN, TR, TT, TZ, UA, UG, US, UZ, VC, VN, ZA, ZM, ZW.

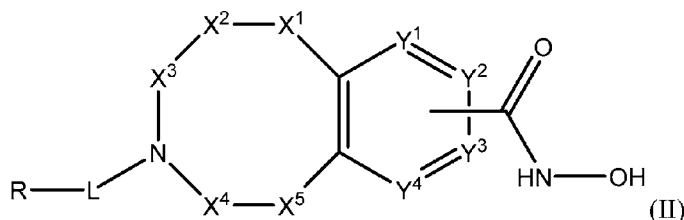
(84) Designated States (unless otherwise indicated, for every kind of regional protection available): ARIPO (BW, GH,

[Continued on next page]

(54) Title: BICYCLIC [4,6,0] HYDROXAMIC ACIDS AS HDAC6 INHIBITORS



(I) or



(II)

(57) Abstract: The present invention relates to inhibitors of zinc-dependent histone deacetylases (HDACs) useful in the treatment of diseases or disorders associated with HDAC6, having a Formula I or Formula II: where R, L, X¹, X², X³, X⁴, X⁵, Y¹, Y², Y³, and Y⁴ are described herein.



GM, KE, LR, LS, MW, MZ, NA, RW, SD, SL, ST, SZ,
TZ, UG, ZM, ZW), Eurasian (AM, AZ, BY, KG, KZ, RU,
TJ, TM), European (AL, AT, BE, BG, CH, CY, CZ, DE,
DK, EE, ES, FI, FR, GB, GR, HR, HU, IE, IS, IT, LT,
LU, LV, MC, MK, MT, NL, NO, PL, PT, RO, RS, SE,

SI, SK, SM, TR), OAPI (BF, BJ, CF, CG, CI, CM, GA,
GN, GQ, GW, KM, ML, MR, NE, SN, TD, TG).

Published:

— *with international search report (Art. 21(3))*

BICYCLIC [4,6,0] HYDROXAMIC ACIDS AS HDAC INHIBITORS**Cross-Reference to Related Applications**

[0001] This application claims the benefit of priority of U.S. Provisional Application No. 62/110,719, filed February 2, 2015, the contents of which is hereby incorporated by reference.

Field of the Invention

[0002] The present invention relates to inhibitors of zinc-dependent histone deacetylases (HDACs) useful in the treatment of diseases or disorders associated with HDACs including cell proliferation diseases (*e.g.*, cancer), neurological and inflammatory diseases. Specifically, this invention is concerned with compounds and compositions inhibiting HDACs, methods of treating diseases associated with HDACs, and methods of synthesizing these compounds.

Background of the Invention

[0003] Many members of the HDAC family require zinc (Zn) to function properly. For instance, the isozyme histone deacetylase 6 (HDAC6) is a zinc-dependent histone deacetylase that possesses histone deacetylase activity. Other family members include HDACs 1-5 and 7-11. (De Ruijter et al, *Biochem. J.* 2003. 370; 737-749).

[0004] HDAC6 is known to deacetylate and associate with α -tubulin, cortactin, heat shock protein 90, β -catenin, glucose-regulated protein 78kDa, myosin heavy chain 9, heat shock cognate protein 70, and dnaJ homolog subfamily A member 1 (reviewed in Li et al, *FEBS J.* 2013, 280: 775-93; Zhang et al, *Protein Cell.* 2015, 6(1): 42-54). Diseases in which HDAC6 inhibition could have a potential benefit include cancer (reviewed in Aldana-Masangkay et al, *J. Biomed. Biotechnol.* 2011, 875824), specifically: multiple myeloma (Hideshima et al, *Proc. Natl. Acad. Sci USA* 2005, 102(24):8567-8572); lung cancer (Kamemura et al, *Biochem. Biophys. Res. Commun.* 2008, 374(1):84-89); ovarian cancer (Bazzaro et al, *Clin. Cancer Res.* 2008, 14(22):7340- 7347); breast cancer (Lee et al, *Cancer Res.* 2008, 68(18):7561-7569; Park et al, *Oncol. Rep.* 2011, 25: 1677-81; Rey et al, *Eur. J. Cell Biol.* 2011, 90: 128-35); prostate cancer (Seidel et al, *Biochem Pharmacol.* 2015 (15)00714-5); pancreatic cancer (Nawrocki et al, *Cancer Res.* 2006, 66(7):3773- 3781); renal cancer (Cha et al, *Clin. Cancer Res.* 2009, 15(3): 840-850); hepatocellular cancer (Ding et al, *FEBS Lett.* 2013, 587:880-6; Kanno et al, *Oncol. Rep.* 2012,

28: 867-73); lymphomas (Ding et al, *Cancer Cell Int.* 2014, 14:139; Amengual et al, *Clin Cancer Res.* 2015, 21(20):4663-75); and leukemias such as acute myeloid leukemia (AML) (Fiskus et al, *Blood* 2008, 112(7):2896-2905) and acute lymphoblastic leukemia (ALL) (Rodriguez-Gonzalez et al, *Blood* 2008, 112(11): Abstract 1923)).

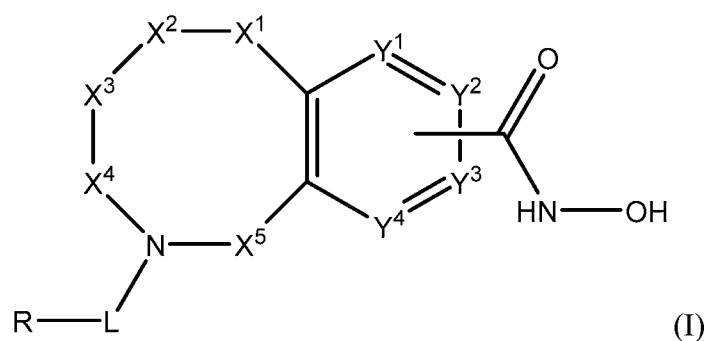
[0005] Inhibition of HDAC6 may also have a role in cardiovascular disease, including pressure overload, chronic ischemia, and infarction-reperfusion injury (Tannous et al, *Circulation* 2008, 117(24):3070-3078); bacterial infection, including those caused by uropathogenic *Escherichia coli* (Dhakal and Mulve, *J. Biol. Chem.* 2008, 284(1):446-454); neurological diseases caused by accumulation of intracellular protein aggregates such as Alzheimer's, Parkinson's and Huntington's disease (reviewed in Simoes-Pires et al, *Mol Neurodegener.* 2013, 8: 7) or central nervous system trauma caused by tissue injury, oxidative-stress induced neuronal or axonal degeneration (Rivieccio et al, *Proc. Natl. Acad. Sci. USA* 2009, 106(46):19599-19604); and inflammation and autoimmune diseases through enhanced T cell-mediated immune tolerance at least in part through effects on regulatory T cells, including rheumatoid arthritis, psoriasis, spondylitis arthritis, psoriatic arthritis, multiple sclerosis, lupus, colitis and graft versus host disease (reviewed in Wang et al, *Nat. Rev. Drug Disc.* 2009 8(12):969-981; Vishwakarma et al, *Int Immunopharmacol.* 2013, 16:72-8; Kalin et al, *J. Med Chem.* 2012, 55:639-51); and fibrotic disease, including kidney fibrosis (Choi et al, *Vascul Pharmacol.* 2015 72:130-140).

[0006] Four HDAC inhibitors are currently approved for the treatment of some cancers. These are suberanilohydroxamic acid (Vorinostat; Zolinza ®) for the treatment of cutaneous T cell lymphoma and multiple myeloma; Romidepsin (FK228; FR901228; Istodax ®) for the treatment of peripheral T cell lymphoma; Panobinostat (LBH-589; Farydak ®) for the treatment of multiple myeloma; and belinostat (PXD101; Beleodaq ®) for the treatment of peripheral T cell lymphoma. However, these drugs are of limited effectiveness and can give rise to unwanted side effects. Thus there is a need for drugs with an improved safety-efficacy profile.

[0007] Given the complex function of HDAC6 and their potential utility in the treatment of proliferative diseases, neurological diseases, and inflammatory diseases, there is a need for HDAC inhibitors (e.g., HDAC6 inhibitors) with good therapeutic properties.

Summary of the Invention

[0008] One aspect of the invention relates to compounds of Formula I:



and pharmaceutically acceptable salts, prodrugs, solvates, hydrates, tautomers and isomers thereof, wherein:

X^1 and X^2 are each independently CR^1R^2 , NR^3 , O, $C=O$, SO_2 , $S(O)$ or S;

X^3 , X^4 and X^5 are each independently CR^1R^2 , $C=O$, $S(O)$ or SO_2 ;

Y^1 and Y^4 are each independently N or CR^1 ;

Y^2 and Y^3 are each independently N or CR^1 when not bonded to $-C(O)NHOH$ and Y^2 and Y^3 are C when bonded to $-C(O)NHOH$;

L is a bond, $-(CR^1R^2)_n-$, $-C(O)-$, $-C(O)O-$, $-C(O)NR^3-$, $-S(O)_2-$, $-S(O)_2NR^3-$, $-S(O)-$, $-S(O)NR^3-$, $-C(O)(CR^1R^2)_nO-$, or $-C(O)(CR^1R^2)_n-$;

R is independently, and at each occurrence, $-H$, $-C_1-C_6$ alkyl, $-C_2-C_6$ alkenyl, $-C_4-C_8$ cycloalkenyl, $-C_2-C_6$ alkynyl, $-C_3-C_8$ cycloalkyl, $-C_5-C_{12}$ spirocycle, heterocyclyl, spiroheterocyclyl, aryl, or heteroaryl containing 1-5 heteroatoms selected from the group consisting of N, S, P, or O, wherein each alkyl, alkenyl, cycloalkenyl, alkynyl, cycloalkyl, spirocycle, heterocyclyl, spiroheterocyclyl, aryl, or heteroaryl is optionally substituted with one or more $-OH$, halogen, oxo, $-NO_2$, $-CN$, $-R^1$, $-R^2$, $-OR^3$, $-NHR^3$, $-NR^3R^4$, $-S(O)_2NR^3R^4$, $-S(O)_2R^1$, $-C(O)R^1$, $-CO_2R^1$, $-NR^3S(O)_2R^1$, $-S(O)R^1$, $-S(O)NR^3R^4$, $-NR^3S(O)R^1$, heterocycle, aryl, or heteroaryl, with the proviso that when L is $-C(O)-$ the spiroheterocyclyl is not bound to L via a nitrogen atom;

R^1 and R^2 are independently, and at each occurrence, $-H$, R^3 , R^4 , $-C_1-C_6$ alkyl, $-C_2-C_6$ alkenyl, $-C_4-C_8$ cycloalkenyl, $-C_2-C_6$ alkynyl, $-C_3-C_8$ cycloalkyl, heterocyclyl, aryl, heteroaryl containing 1-5 heteroatoms selected from the group consisting of N, S, P, or O, $-OH$, halogen, $-NO_2$, $-CN$, $-NHC_1-C_6$ alkyl, $-N(C_1-C_6alkyl)_2$, $-S(O)_2N(C_1-C_6alkyl)_2$, $-N(C_1-C_6alkyl)S(O)_2R^5$, $-$

$S(O)_2(C_1-C_6\text{alkyl})$, $-(C_1-C_6\text{alkyl})S(O)_2R^5$, $-C(O)C_1-C_6\text{alkyl}$, $-CO_2C_1-C_6\text{alkyl}$, $-N(C_1-C_6\text{alkyl})S(O)_2C_1-C_6\text{alkyl}$, or $(CHR^5)_nNR^3R^4$, wherein each alkyl, alkenyl, cycloalkenyl, alkynyl, cycloalkyl, heterocyclyl, aryl, or heteroaryl is optionally substituted with one or more substituents selected from $-OH$, halogen, $-NO_2$, oxo, $-CN$, $-R^5$, $-OR^3$, $-NHR^3$, NR^3R^4 , $-S(O)_2N(R^3)_2$, $-S(O)_2R^5$, $-C(O)R^5$, $-CO_2R^5$, $-NR^3S(O)_2R^5$, $-S(O)R^5$, $-S(O)NR^3R^4$, $-NR^3S(O)R^5$, heterocycle, aryl, or heteroaryl containing 1-5 heteroatoms selected from the group consisting of N, S, P, or O;

or R^1 and R^2 may combine with the carbon atom to which they are both attached to form a spirocycle, spiroheterocycle, or a spirocycloalkenyl;

or R^1 and R^2 , when on adjacent atoms, can combine to form a heterocycle, cycloalkyl, aryl, heteroaryl containing 1-5 heteroatoms selected from the group consisting of N, S, P, or O, or cycloalkenyl;

or R^1 and R^2 , when on non-adjacent atoms, can combine to form a bridging cycloalkyl or heterocycloalkyl wherein the bridge between X^1 and X^4 cannot contain exactly one carbon;

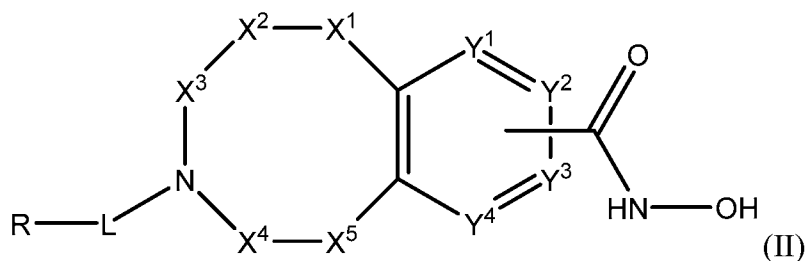
R^3 and R^4 are independently, and at each occurrence, $-H$, $-C_1-C_6\text{alkyl}$, $-C_2-C_6\text{alkenyl}$, $-C_4-C_8\text{cycloalkenyl}$, $-C_2-C_6\text{alkynyl}$, $-C_3-C_8\text{cycloalkyl}$, heterocyclyl, aryl, heteroaryl containing 1-5 heteroatoms selected from the group consisting of N, S, P, or O, $-S(O)_2N(C_1-C_6\text{alkyl})_2$, $-S(O)_2(C_1-C_6\text{alkyl})$, $-(C_1-C_6\text{alkyl})S(O)_2R^5$, $-C(O)C_1-C_6\text{alkyl}$, $-CO_2C_1-C_6\text{alkyl}$, or $-(CHR^5)_nN(C_1-C_6\text{alkyl})_2$, wherein each alkyl, alkenyl, cycloalkenyl, alkynyl, cycloalkyl, heterocyclyl, aryl, and heteroaryl is optionally substituted with one or more substituents selected from $-OH$, halogen, $-NO_2$, oxo, $-CN$, $-R^5$, $-O(C_1-C_6\text{alkyl})$, $-NH(C_1-C_6\text{alkyl})$, $N(C_1-C_6\text{alkyl})_2$, $-S(O)_2N(C_1-C_6\text{alkyl})_2$, $-S(O)_2NHC_1-C_6\text{alkyl}$, $-C(O)C_1-C_6\text{alkyl}$, $-CO_2C_1-C_6\text{alkyl}$, $-N(C_1-C_6\text{alkyl})S(O)_2C_1-C_6\text{alkyl}$, $-S(O)R^5$, $-S(O)N(C_1-C_6\text{alkyl})_2$, $-N(C_1-C_6\text{alkyl})S(O)R^5$, heterocycle, aryl, or heteroaryl containing 1-5 heteroatoms selected from the group consisting of N, S, P, or O;

R^5 is independently, and at each occurrence, $-H$, $-C_1-C_6\text{alkyl}$, $-C_2-C_6\text{alkenyl}$, $-C_3-C_8\text{cycloalkenyl}$, $-C_2-C_6\text{alkynyl}$, $-C_3-C_8\text{cycloalkyl}$, heterocyclyl, aryl, heteroaryl, $-OH$, halogen, $-NO_2$, $-CN$, $-NHC_1-C_6\text{alkyl}$, $-N(C_1-C_6\text{alkyl})_2$, $-S(O)_2NH(C_1-C_6\text{alkyl})$, $-S(O)_2N(C_1-C_6\text{alkyl})_2$, $-S(O)_2C_1-C_6\text{alkyl}$, $-C(O)C_1-C_6\text{alkyl}$, $-CO_2C_1-C_6\text{alkyl}$, $-N(C_1-C_6\text{alkyl})SO_2C_1-C_6\text{alkyl}$, $-S(O)(C_1-C_6\text{alkyl})$, $-S(O)N(C_1-C_6\text{alkyl})_2$, $-N(C_1-C_6\text{alkyl})S(O)(C_1-C_6\text{alkyl})$ or $(CH_2)_nN(C_1-C_6\text{alkyl})_2$; and

n is independently, and at each occurrence, an integer from 0 to 6;

provided that X^1 , X^2 , X^3 , X^4 and X^5 are not all CR^1R^2 at the same time.

[0009] Another aspect of the invention relates to compounds of Formula II:



and pharmaceutically acceptable salts, prodrugs, solvates, hydrates, tautomers and isomers thereof, wherein:

X^1 is independently CR^1R^2 , NR^3 , O, C=O, SO_2 , S(O) or S;

X^2 , X^3 , X^4 and X^5 are each independently CR^1R^2 , C=O, S(O) or SO_2 ;

Y^1 and Y^4 are each independently N or CR^1 ;

Y^2 and Y^3 are each independently N or CR^1 when not bonded to $-C(O)NHOH$ and Y^2 and Y^3 are C when bonded to $-C(O)NHOH$;

L is a bond, $-(CR^1R^2)_n-$, $-C(O)-$, $-C(O)O-$, $-C(O)NR^3-$, $-S(O)_2-$, $-S(O)_2NR^3-$, $-S(O)-$, $-S(O)NR^3-$, $-C(O)(CR^1R^2)_nO-$, or $-C(O)(CR^1R^2)_n-$;

R is independently, and at each occurrence, $-H$, $-C_1-C_6$ alkyl, $-C_2-C_6$ alkenyl, $-C_4-C_8$ cycloalkenyl, $-C_2-C_6$ alkynyl, $-C_3-C_8$ cycloalkyl, $-C_5-C_{12}$ spirocycle, heterocyclyl, spiroheterocyclyl, aryl, or heteroaryl containing 1-5 heteroatoms selected from the group consisting of N, S, P, or O, wherein each alkyl, alkenyl, cycloalkenyl, alkynyl, cycloalkyl, spirocycle, heterocyclyl, spiroheterocyclyl, aryl, or heteroaryl is optionally substituted with one or more $-OH$, halogen, oxo, $-NO_2$, $-CN$, $-R^1$, $-R^2$, $-OR^3$, $-NHR^3$, $-NR^3R^4$, $-S(O)_2NR^3R^4$, $-S(O)_2R^1$, $-C(O)R^1$, or $-CO_2R^1$, $-NR^3S(O)_2R^1$, $-S(O)R^1$, $-S(O)NR^3R^4$, $-NR^3S(O)R^1$, heterocycle, aryl, or heteroaryl, with the proviso that when L is $-C(O)-$ the spiroheterocyclyl is not bound to L via a nitrogen atom;

R^1 and R^2 are independently, and at each occurrence, $-H$, R^3 , R^4 , $-C_1-C_6$ alkyl, $-C_2-C_6$ alkenyl, $-C_4-C_8$ cycloalkenyl, $-C_2-C_6$ alkynyl, $-C_3-C_8$ cycloalkyl, heterocyclyl, aryl, heteroaryl containing 1-5 heteroatoms selected from the group consisting of N, S, P, or O, $-OH$, halogen, $-NO_2$, $-CN$, $-NHC_1-C_6$ alkyl, $-N(C_1-C_6alkyl)_2$, $-S(O)_2N(C_1-C_6alkyl)_2$, $-N(C_1-C_6alkyl)S(O)_2R^5$, $-S(O)_2(C_1-C_6alkyl)$, $-(C_1-C_6alkyl)S(O)_2R^5$, $-C(O)C_1-C_6alkyl$, $-CO_2C_1-C_6alkyl$, $-N(C_1-C_6alkyl)S(O)_2C_1-C_6alkyl$, or $(CHR^5)_nNR^3R^4$, wherein each alkyl, alkenyl, cycloalkenyl, alkynyl,

cycloalkyl, heterocyclyl, aryl, or heteroaryl is optionally substituted with one or more substituents selected from $-\text{OH}$, halogen, $-\text{NO}_2$, oxo, $-\text{CN}$, $-\text{R}^5$, $-\text{OR}^3$, $-\text{NHR}^3$, NR^3R^4 , $-\text{S}(\text{O})_2\text{N}(\text{R}^3)_2$, $-\text{S}(\text{O})_2\text{R}^5$, $-\text{C}(\text{O})\text{R}^5$, $-\text{CO}_2\text{R}^5$, $-\text{NR}^3\text{S}(\text{O})_2\text{R}^5$, $-\text{S}(\text{O})\text{R}^5$, $-\text{S}(\text{O})\text{NR}^3\text{R}^4$, $-\text{NR}^3\text{S}(\text{O})\text{R}^5$, heterocycle, aryl, or heteroaryl;

or R^1 and R^2 may combine with the carbon atom to which they are both attached to form a spirocycle, spiroheterocycle, or a spirocycloalkenyl;

or R^1 and R^2 , when on adjacent atoms, can combine to form a heterocycle, cycloalkyl, aryl, heteroaryl containing 1-5 heteroatoms selected from the group consisting of N, S, P, or O, or cycloalkenyl;

or R^1 and R^2 , when on non-adjacent atoms, can combine to form a bridging cycloalkyl or heterocycloalkyl;

R^3 and R^4 are independently, and at each occurrence, $-\text{H}$, $-\text{C}_1\text{-C}_6\text{alkyl}$, $-\text{C}_2\text{-C}_6\text{alkenyl}$, $-\text{C}_4\text{-C}_8\text{cycloalkenyl}$, $-\text{C}_2\text{-C}_6\text{alkynyl}$, $-\text{C}_3\text{-C}_8\text{cycloalkyl}$, heterocyclyl, aryl, heteroaryl containing 1-5 heteroatoms selected from the group consisting of N, S, P, or O, $-\text{S}(\text{O})_2\text{N}(\text{C}_1\text{-C}_6\text{alkyl})_2$, $-\text{S}(\text{O})_2(\text{C}_1\text{-C}_6\text{alkyl})$, $-(\text{C}_1\text{-C}_6\text{alkyl})\text{S}(\text{O})_2\text{R}^5$, $-\text{C}(\text{O})\text{C}_1\text{-C}_6\text{alkyl}$, $-\text{CO}_2\text{C}_1\text{-C}_6\text{alkyl}$, or $-(\text{CHR}^5)_n\text{N}(\text{C}_1\text{-C}_6\text{alkyl})_2$, wherein each alkyl, alkenyl, cycloalkenyl, alkynyl, cycloalkyl, heterocyclyl, aryl, and heteroaryl is optionally substituted with one or more substituents selected from $-\text{OH}$, halogen, $-\text{NO}_2$, oxo, $-\text{CN}$, $-\text{R}^5$, $-\text{O}(\text{C}_1\text{-C}_6\text{alkyl})$, $-\text{NH}(\text{C}_1\text{-C}_6\text{alkyl})$, $\text{N}(\text{C}_1\text{-C}_6\text{alkyl})_2$, $-\text{S}(\text{O})_2\text{N}(\text{C}_1\text{-C}_6\text{alkyl})_2$, $-\text{S}(\text{O})_2\text{NHC}_1\text{-C}_6\text{alkyl}$, $-\text{C}(\text{O})\text{C}_1\text{-C}_6\text{alkyl}$, $-\text{CO}_2\text{C}_1\text{-C}_6\text{alkyl}$, $-\text{N}(\text{C}_1\text{-C}_6\text{alkyl})\text{S}(\text{O})_2\text{C}_1\text{-C}_6\text{alkyl}$, $-\text{S}(\text{O})\text{R}^5$, $-\text{S}(\text{O})\text{N}(\text{C}_1\text{-C}_6\text{alkyl})_2$, $-\text{N}(\text{C}_1\text{-C}_6\text{alkyl})\text{S}(\text{O})\text{R}^5$, heterocycle, aryl, or heteroaryl containing 1-5 heteroatoms selected from the group consisting of N, S, P, or O;

R^5 is independently, and at each occurrence, $-\text{H}$, $-\text{C}_1\text{-C}_6\text{alkyl}$, $-\text{C}_2\text{-C}_6\text{alkenyl}$, $-\text{C}_3\text{-C}_8\text{cycloalkenyl}$, $-\text{C}_2\text{-C}_6\text{alkynyl}$, $-\text{C}_3\text{-C}_8\text{cycloalkyl}$, heterocyclyl, aryl, heteroaryl, $-\text{OH}$, halogen, $-\text{NO}_2$, $-\text{CN}$, $-\text{NHC}_1\text{-C}_6\text{alkyl}$, $-\text{N}(\text{C}_1\text{-C}_6\text{alkyl})_2$, $-\text{S}(\text{O})_2\text{NH}(\text{C}_1\text{-C}_6\text{alkyl})$, $-\text{S}(\text{O})_2\text{N}(\text{C}_1\text{-C}_6\text{alkyl})_2$, $-\text{S}(\text{O})_2\text{C}_1\text{-C}_6\text{alkyl}$, $-\text{C}(\text{O})\text{C}_1\text{-C}_6\text{alkyl}$, $-\text{CO}_2\text{C}_1\text{-C}_6\text{alkyl}$, $-\text{N}(\text{C}_1\text{-C}_6\text{alkyl})\text{SO}_2\text{C}_1\text{-C}_6\text{alkyl}$, $-\text{S}(\text{O})(\text{C}_1\text{-C}_6\text{alkyl})$, $-\text{S}(\text{O})\text{N}(\text{C}_1\text{-C}_6\text{alkyl})_2$, $-\text{N}(\text{C}_1\text{-C}_6\text{alkyl})\text{S}(\text{O})(\text{C}_1\text{-C}_6\text{alkyl})$ or $(\text{CH}_2)_n\text{N}(\text{C}_1\text{-C}_6\text{alkyl})_2$; and

n is independently and at each occurrence an integer from 0 to 6;

provided that X^1 , X^2 , X^3 , X^4 and X^5 are not all CR^1R^2 at the same time.

[0010] Another aspect of the invention relates to a method of treating a disease or disorder associated with HDAC6 modulation in a subject in need thereof, comprising administering to the subject an effective amount of a compound of Formulae I or II.

[0011] Another aspect of the invention is directed to a method of inhibiting HDAC6. The method involves administering to a patient in need thereof an effective amount of a compound of Formulae I or II.

[0012] Another aspect of the invention is directed to pharmaceutical compositions comprising a compound of Formulae I or II and a pharmaceutically acceptable carrier. The pharmaceutically acceptable carrier can further include an excipient, diluent, or surfactant. The pharmaceutical composition can be effective for treating a disease or disorder associated with HDAC6 modulation in a subject in need thereof. The pharmaceutical compositions can comprise the compounds of the present invention for use in treating diseases described herein. The compositions can contain at least one compound of the invention and a pharmaceutically acceptable carrier. The invention also provides the use of the compounds described herein in the manufacture of a medicament for the treatment of a disease associated with HDACs.

[0013] The present invention also provides methods for the treatment of human diseases or disorders including, without limitation, oncological, neurological, inflammatory, autoimmune, infectious, metabolic, hematologic, or cardiovascular diseases or disorders.

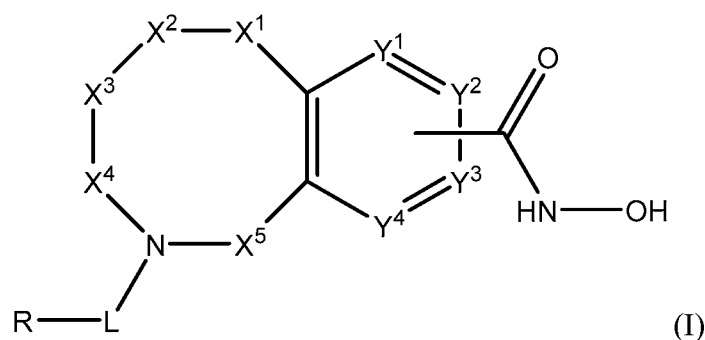
[0014] The present invention also provides compounds that are useful in inhibiting of zinc-dependent HDAC enzymes, and in particular HDAC6. These compounds can also be useful in the treatment of diseases including cancer.

[0015] The present invention further provides compounds that can inhibit HDAC6. In some embodiments, the efficacy-safety profile of the compounds of the current invention can be improved relative to other known HDAC (e.g. HDAC6) inhibitors. Additionally, the present technology also has the advantage of being able to be used for a number of different types of diseases, including cancer and non-cancer indications. Additional features and advantages of the present technology will be apparent to one of skill in the art upon reading the Detailed Description of the Invention, below.

Detailed Description of the Invention

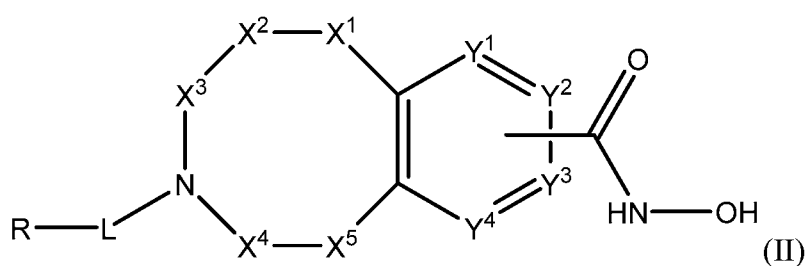
[0016] HDAC6 is a zinc-dependent histone deacetylase that has two catalytic domains. HDAC6 can interact with and deacetylate non-histone proteins, including HSP90 and α -tubulin. Acetylation of HSP90 is associated with loss of function of HSP90. HDAC6 is also implicated in the degradation of misfolded proteins as part of the aggresome. Accordingly, inhibition of HDAC6 can have downstream effects that can play a role in the development of certain diseases such as cancer. The present invention provides inhibitors of HDAC6 and methods for using the same to treat disease.

[0017] In a first aspect of the invention, compounds of the Formulae I or II are described:



and pharmaceutically acceptable salts, prodrugs, solvates, hydrates, tautomers, and isomers thereof, wherein R, L, X¹, X², X³, X⁴, X⁵, Y¹, Y², Y³, and Y⁴ are described as above.

[0018] In a second aspect of the invention, compounds of the Formula II are described:



and pharmaceutically acceptable salts, prodrugs, solvates, hydrates, tautomers, and isomers thereof, wherein R, L, X¹, X², X³, X⁴, X⁵, Y¹, Y², Y³, and Y⁴ are described as above.

[0019] The details of the invention are set forth in the accompanying description below. Although methods and materials similar or equivalent to those described herein can be used in the practice or testing of the present invention, illustrative methods and materials are now

described. Other features, objects, and advantages of the invention will be apparent from the description and from the claims. In the specification and the appended claims, the singular forms also include the plural unless the context clearly dictates otherwise. Unless defined otherwise, all technical and scientific terms used herein have the same meaning as commonly understood by one of ordinary skill in the art to which this invention belongs. All patents and publications cited in this specification are incorporated herein by reference in their entireties.

Definitions

[0020] The articles “a” and “an” are used in this disclosure to refer to one or more than one (i.e., to at least one) of the grammatical object of the article. By way of example, “an element” means one element or more than one element.

[0021] The term “and/or” is used in this disclosure to mean either “and” or “or” unless indicated otherwise.

[0022] The term “optionally substituted” is understood to mean that a given chemical moiety (e.g. an alkyl group) can (but is not required to) be bonded other substituents (e.g. heteroatoms). For instance, an alkyl group that is optionally substituted can be a fully saturated alkyl chain (i.e. a pure hydrocarbon). Alternatively, the same optionally substituted alkyl group can have substituents different from hydrogen. For instance, it can, at any point along the chain be bounded to a halogen atom, a hydroxyl group, or any other substituent described herein. Thus the term “optionally substituted” means that a given chemical moiety has the potential to contain other functional groups, but does not necessarily have any further functional groups.

[0023] The term “aryl” refers to cyclic, aromatic hydrocarbon groups that have 1 to 2 aromatic rings, including monocyclic or bicyclic groups such as phenyl, biphenyl or naphthyl. Where containing two aromatic rings (bicyclic, etc.), the aromatic rings of the aryl group may be joined at a single point (e.g., biphenyl), or fused (e.g., naphthyl). The aryl group may be optionally substituted by one or more substituents, e.g., 1 to 5 substituents, at any point of attachment. Exemplary substituents include, but are not limited to, -H, -halogen, -O-C₁-C₆alkyl, -C₁-C₆alkyl, -OC₂-C₆alkenyl, -OC₂-C₆alkynyl, -C₂-C₆alkenyl, -C₂-C₆alkynyl, -OH, -OP(O)(OH)₂, -OC(O)C₁-C₆alkyl, -C(O)C₁-C₆alkyl, -OC(O)OC₁-C₆alkyl, -NH₂, -NH(C₁-C₆alkyl), -N(C₁-C₆alkyl)₂, -S(O)₂-C₁-C₆alkyl, -S(O)NHC₁-C₆alkyl, and -S(O)N(C₁-C₆alkyl)₂.

The substituents can themselves be optionally substituted. Furthermore when containing two fused rings the aryl groups herein defined may have an unsaturated or partially saturated ring fused with a fully saturated ring. Exemplary ring systems of these aryl groups include indanyl, indenyl, tetrahydronaphthalenyl, and tetrahydrobenzoannulenyl.

[0024] Unless otherwise specifically defined, "heteroaryl" means a monovalent monocyclic aromatic radical of 5 to 24 ring atoms or a polycyclic aromatic radical, containing one or more ring heteroatoms selected from N, S, P, or O, the remaining ring atoms being C. Heteroaryl as herein defined also means a bicyclic heteroaromatic group wherein the heteroatom is selected from N, S, P, or O. The aromatic radical is optionally substituted independently with one or more substituents described herein. Examples include, but are not limited to, furyl, thienyl, pyrrolyl, pyridyl, pyrazolyl, pyrimidinyl, imidazolyl, isoxazolyl, oxazolyl, oxadiazolyl, pyrazinyl, indolyl, thiophen-2-yl, quinolyl, benzopyranyl, isothiazolyl, thiazolyl, thiadiazole, indazole, benzimidazolyl, thieno[3,2-b]thiophene, triazolyl, triazinyl, imidazo[1,2-b]pyrazolyl, furo[2,3-c]pyridinyl, imidazo[1,2-a]pyridinyl, indazolyl, pyrrolo[2,3-c]pyridinyl, pyrrolo[3,2-c]pyridinyl, pyrazolo[3,4-c]pyridinyl, thieno[3,2-c]pyridinyl, thieno[2,3-c]pyridinyl, thieno[2,3-b]pyridinyl, benzothiazolyl, indolyl, indolinyl, indolinonyl, dihydrobenzothiophenyl, dihydrobenzofuranyl, benzofuran, chromanyl, thiochromanyl, tetrahydroquinolyl, dihydrobenzothiazine, dihydrobenzoxanyl, quinolyl, isoquinolyl, 1,6-naphthyridinyl, benzo[de]isoquinolyl, pyrido[4,3-b][1,6]naphthyridinyl, thieno[2,3-b]pyrazinyl, quinazolinyl, tetrazolo[1,5-a]pyridinyl, [1,2,4]triazolo[4,3-a]pyridinyl, isoindolyl, pyrrolo[2,3-b]pyridinyl, pyrrolo[3,4-b]pyridinyl, pyrrolo[3,2-b]pyridinyl, imidazo[5,4-b]pyridinyl, pyrrolo[1,2-a]pyrimidinyl, tetrahydro pyrrolo[1,2-a]pyrimidinyl, 3,4-dihydro-2H-1 λ ²-pyrrolo[2,1-b]pyrimidine, dibenzo[b,d] thiophene, pyridin-2-one, furo[3,2-c]pyridinyl, furo[2,3-c]pyridinyl, 1H-pyrido[3,4-b][1,4] thiazinyl, benzooxazolyl, benzoisoxazolyl, furo[2,3-b]pyridinyl, benzothiophenyl, 1,5-naphthyridinyl, furo[3,2-b]pyridine, [1,2,4]triazolo[1,5-a]pyridinyl, benzo[1,2,3]triazolyl, imidazo[1,2-a]pyrimidinyl, [1,2,4]triazolo[4,3-b]pyridazinyl, benzo[c][1,2,5]thiadiazolyl, benzo[c][1,2,5]oxadiazole, 1,3-dihydro-2H-benzo[d]imidazol-2-one, 3,4-dihydro-2H-pyrazolo [1,5-b][1,2]oxazinyl, 4,5,6,7-tetrahydropyrazolo[1,5-a]pyridinyl, thiazolo[5,4-d]thiazolyl, imidazo[2,1-b][1,3,4]thiadiazolyl, thieno[2,3-b]pyrrolyl, 3H-indolyl, and derivatives thereof. Furthermore when containing two fused rings the heteroaryl groups

herein defined may have an unsaturated or partially saturated ring fused with a fully saturated ring. Exemplary ring systems of these heteroaryl groups include indolynyl, indolinonyl, dihydrobenzothiophenyl, dihydrobenzofuran, chromanyl, thiochromanyl, tetrahydroquinolynyl, dihydrobenzothiazine, 3,4-dihydro-1H--isoquinolynyl, 2,3-dihydrobenzofuran, indolynyl, indolyl, and dihydrobenzoxanyl.

[0025] “Alkyl” refers to a straight or branched chain saturated hydrocarbon. C₁-C₆alkyl groups contain 1 to 6 carbon atoms. Examples of a C₁-C₆alkyl group include, but are not limited to, methyl, ethyl, propyl, butyl, pentyl, isopropyl, isobutyl, sec-butyl and tert-butyl, isopentyl and neopentyl.

[0026] The term "alkenyl" means an aliphatic hydrocarbon group containing a carbon—carbon double bond and which may be straight or branched having about 2 to about 6 carbon atoms in the chain. Preferred alkenyl groups have 2 to about 4 carbon atoms in the chain. Branched means that one or more lower alkyl groups such as methyl, ethyl, or propyl are attached to a linear alkenyl chain. Exemplary alkenyl groups include ethenyl, propenyl, n-butenyl, and i-butenyl. A C₂-C₆ alkenyl group is an alkenyl group containing between 2 and 6 carbon atoms.

[0027] The term "alkynyl" means an aliphatic hydrocarbon group containing a carbon—carbon triple bond and which may be straight or branched having about 2 to about 6 carbon atoms in the chain. Preferred alkynyl groups have 2 to about 4 carbon atoms in the chain. Branched means that one or more lower alkyl groups such as methyl, ethyl, or propyl are attached to a linear alkynyl chain. Exemplary alkynyl groups include ethynyl, propynyl, n-butyne, 2-butyne, 3-methylbutynyl, and n-pentyne. A C₂-C₆ alkynyl group is an alkynyl group containing between 2 and 6 carbon atoms.

[0028] The term “cycloalkyl” means monocyclic or polycyclic saturated carbon rings containing 3-18 carbon atoms. Examples of cycloalkyl groups include, without limitations, cyclopropyl, cyclobutyl, cyclopentyl, cyclohexyl, cycloheptyl, cyclooctyl, norboranyl, norbornyl, bicyclo[2.2.2]octyl, or bicyclo[2.2.2]octenyl. A C₃-C₈ cycloalkyl is a cycloalkyl group containing between 3 and 8 carbon atoms. A cycloalkyl group can be fused (*e.g.*, decalin) or bridged (*e.g.*, norbornane).

[0029] The term “cycloalkenyl” means monocyclic, non-aromatic unsaturated carbon rings containing 3-18 carbon atoms. Examples of cycloalkenyl groups include, without limitation, cyclopentenyl, cyclohexenyl, cycloheptenyl, cyclooctenyl, and norbornenyl. A C₃-C₈ cycloalkenyl is a cycloalkenyl group containing between 3 and 8 carbon atoms.

[0030] The terms “heterocyclyl” or “heterocycloalkyl” or “heterocycle” refer to monocyclic or polycyclic 3 to 24-membered rings containing carbon and heteroatoms taken from oxygen, nitrogen, or sulfur and wherein there is not delocalized π electrons (aromaticity) shared among the ring carbon or heteroatoms. Heterocyclyl rings include, but are not limited to, oxetanyl, azetadiny, tetrahydrofuranyl, pyrrolidinyl, oxazoliny, oxazolidinyl, thiazoliny, thiazolidinyl, pyranyl, thiopyranyl, tetrahydropyranyl, dioxaliny, piperidinyl, morpholinyl, thiomorpholinyl, thiomorpholinyl S-oxide, thiomorpholinyl S-dioxide, piperazinyl, azepiny, oxepiny, diazepiny, tropanyl, and homotropanyl. A heterocyclyl or heterocycloalkyl ring can also be fused or bridged, *e.g.*, can be a bicyclic ring.

[0031] As used herein, the term “halo” or “halogen” means fluoro, chloro, bromo, or iodo.

[0032] The term “carbonyl” refers to a functional group composing a carbon atom double-bonded to an oxygen atom. It can be abbreviated herein as “oxo”, as C(O), or as C=O.

[0033] “Spirocycle” or “spirocyclic” means carbogenic bicyclic ring systems with both rings connected through a single atom. The ring can be different in size and nature, or identical in size and nature. Examples include spiropentane, spirohexane, spiroheptane, spirooctane, spirononane, or spirodecane. One or both of the rings in a spirocycle can be fused to another ring carbocyclic, heterocyclic, aromatic, or heteroaromatic ring. One or more of the carbon atoms in the spirocycle can be substituted with a heteroatom (*e.g.*, O, N, S, or P). A C₃-C₁₂ spirocycle is a spirocycle containing between 3 and 12 carbon atoms. One or more of the carbon atoms can be substituted with a heteroatom.

[0034] The term “spirocyclic heterocycle” or “spiroheterocycle” is understood to mean a spirocycle wherein at least one of the rings is a heterocycle (*e.g.*, at least one of the rings is furanyl, morpholinyl, or piperidinyl).

[0035] The disclosure also includes pharmaceutical compositions comprising an effective amount of a disclosed compound and a pharmaceutically acceptable carrier. Representative

“pharmaceutically acceptable salts” include, *e.g.*, water-soluble and water-insoluble salts, such as the acetate, amsonate (4,4-diaminostilbene-2,2-disulfonate), benzenesulfonate, benzonate, bicarbonate, bisulfate, bitartrate, borate, bromide, butyrate, calcium, calcium edetate, camsylate, carbonate, chloride, citrate, clavuliate, dihydrochloride, edetate, edisylate, estolate, esylate, fiunarate, gluceptate, gluconate, glutamate, glycollylarsanilate, hexafluorophosphate, hexylresorcinate, hydrabamine, hydrobromide, hydrochloride, hydroxynaphthoate, iodide, seshionate, lactate, lactobionate, laurate, magnesium, malate, maleate, mandelate, mesylate, methylbromide, methylnitrate, methylsulfate, mucate, napsylate, nitrate, N-methylglucamine ammonium salt, 3-hydroxy-2-naphthoate, oleate, oxalate, palmitate, pamoate (1,1-methene-bis-2-hydroxy-3-naphthoate, einbonate), pantothenate, phosphate/diphosphate, picrate, polygalacturonate, propionate, p-toluenesulfonate, salicylate, stearate, subacetate, succinate, sulfate, sulfosalicylate, suramate, tannate, tartrate, teoclate, tosylate, triethiodide, and valerate salts.

[0036] The term "stereoisomers" refers to the set of compounds which have the same number and type of atoms and share the same bond connectivity between those atoms, but differ in three dimensional structure. The term "stereoisomer" refers to any member of this set of compounds.

[0037] The term "diastereomers" refers to the set of stereoisomers which cannot be made superimposable by rotation around single bonds. For example, *cis*- and *trans*- double bonds, *endo*- and *exo*- substitution on bicyclic ring systems, and compounds containing multiple stereogenic centers with different relative configurations are considered to be diastereomers. The term "diastereomer" refers to any member of this set of compounds. In some examples presented, the synthetic route may produce a single diastereomer or a mixture of diastereomers. In some cases these diastereomers were separated and in other cases a wavy bond is used to indicate the structural element where configuration is variable.

[0038] The term "enantiomers" refers to a pair of stereoisomers which are non-superimposable mirror images of one another. The term "enantiomer" refers to a single member of this pair of stereoisomers. The term "racemic" refers to a 1:1 mixture of a pair of enantiomers.

[0039] The term “tautomers” refers to a set of compounds that have the same number and type of atoms, but differ in bond connectivity and are in equilibrium with one another. A “tautomer” is a single member of this set of compounds. Typically a single tautomer is drawn

but it is understood that this single structure is meant to represent all possible tautomers that might exist. Examples include enol-ketone tautomerism. When a ketone is drawn it is understood that both the enol and ketone forms are part of the invention.

[0040] An “effective amount” when used in connection with a compound is an amount effective for treating or preventing a disease in a subject as described herein.

[0041] The term “carrier”, as used in this disclosure, encompasses carriers, excipients, and diluents and means a material, composition or vehicle, such as a liquid or solid filler, diluent, excipient, solvent or encapsulating material, involved in carrying or transporting a pharmaceutical agent from one organ, or portion of the body, to another organ, or portion of the body of a subject.

[0042] The term “treating” with regard to a subject, refers to improving at least one symptom of the subject’s disorder. Treating includes curing, improving, or at least partially ameliorating the disorder.

[0043] The term “disorder” is used in this disclosure to mean, and is used interchangeably with, the terms disease, condition, or illness, unless otherwise indicated.

[0044] The term “administer”, “administering”, or “administration” as used in this disclosure refers to either directly administering a disclosed compound or pharmaceutically acceptable salt of the disclosed compound or a composition to a subject, or administering a prodrug derivative or analog of the compound or pharmaceutically acceptable salt of the compound or composition to the subject, which can form an equivalent amount of active compound within the subject’s body.

[0045] The term “prodrug,” as used in this disclosure, means a compound which is convertible in vivo by metabolic means (*e.g.*, by hydrolysis) to a disclosed compound. Furthermore, as used herein a prodrug is a drug which is inactive in the body, but is transformed in the body typically either during absorption or after absorption from the gastrointestinal tract into the active compound. The conversion of the prodrug into the active compound in the body may be done chemically or biologically (*i.e.*, using an enzyme).

[0046] The term "solvate" refers to a complex of variable stoichiometry formed by a solute and solvent. Such solvents for the purpose of the invention may not interfere with the biological

activity of the solute. Examples of suitable solvents include, but are not limited to, water, MeOH, EtOH, and AcOH. Solvates wherein water is the solvent molecule are typically referred to as hydrates. Hydrates include compositions containing stoichiometric amounts of water, as well as compositions containing variable amounts of water.

[0047] The term "isomer" refers to compounds that have the same composition and molecular weight but differ in physical and/or chemical properties. The structural difference may be in constitution (geometric isomers) or in the ability to rotate the plane of polarized light (stereoisomers). With regard to stereoisomers, the compounds of Formulae I or II may have one or more asymmetric carbon atom and may occur as racemates, racemic mixtures and as individual enantiomers or diastereomers.

[0048] A "patient" or "subject" is a mammal, *e.g.*, a human, mouse, rat, guinea pig, dog, cat, horse, cow, pig, or non-human primate, such as a monkey, chimpanzee, baboon or rhesus.

[0049] In one embodiment of the compounds of Formula I, X^5 is CR^1R^2 .

[0050] In another embodiment of the compounds of Formula I, X^1 is NR^3 , O, C=O, SO_2 , or S.

[0051] In another embodiment of the compounds of Formula I, X^1 is O and X^5 is CR^1R^2 .

[0052] In another embodiment of the compounds of Formula I, L is CH_2 .

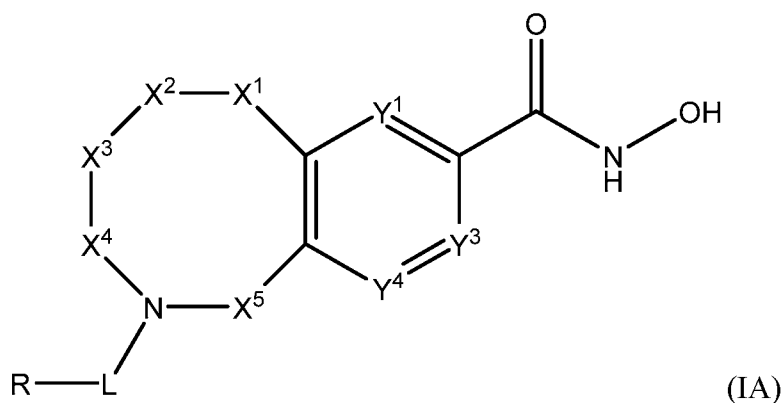
[0053] In another embodiment of the compounds of Formula I, L is $-C(O)-$.

[0054] In another embodiment of the compounds of Formula I, any two or more of R^1 and R^2 may combine with the carbon atom or atoms to which they are attached to form a heterocycle, a cycloalkyl, or a spirocycle only when X^1 is O, S, or N.

[0055] In another embodiment of the compounds of Formula I, any two or more of R^1 and R^2 , when on adjacent atoms, may attach to form a heterocycle, cycloalkyl, aryl, heteroaryl containing 1-5 heteroatoms, or cycloalkenyl only when X^1 is O, S, or N.

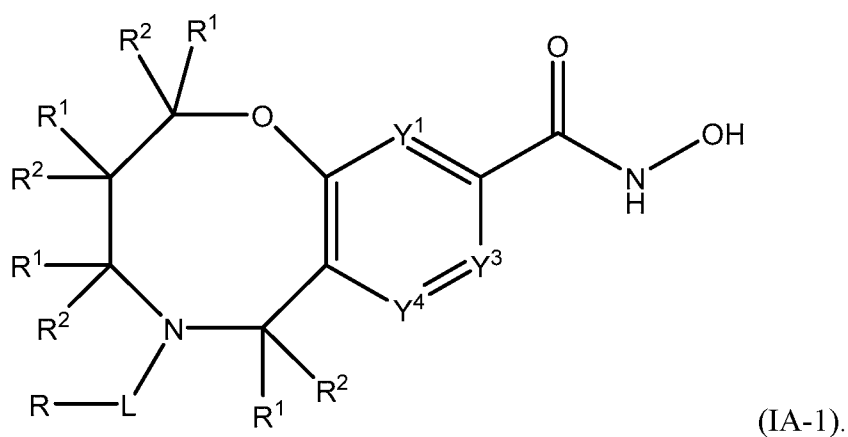
[0056] In another embodiment of the compounds of Formula I, any two or more of R^1 and R^2 , when on non-adjacent atoms, can combine to form a bridging cycloalkyl or heterocycloalkyl only when X^1 is O, S, or N.

- [0057] In one embodiment of the compounds of Formula II, X^5 is CR^1R^2 .
- [0058] In another embodiment of the compounds of Formula II, X^1 is NR^3 , O, $C=O$, SO_2 , or S.
- [0059] In another embodiment of the compounds of Formula II, X^1 is O and X^5 is CR^1R^2 .
- [0060] In another embodiment of the compounds of Formula II, L is CH_2 .
- [0061] In another embodiment of the compounds of Formula II, L is $-C(O)-$.
- [0062] In another embodiment of the compounds of Formula II, any two or more of R^1 , and R^2 may combine with the carbon atom or atoms to which they are attached to form a heterocycle, a cycloalkyl, or a spirocycle only when X^1 is O, S, or N; or two or more of R^1 and R^2 when on adjacent atoms, may attach to form a heterocycle, cycloalkyl, aryl, heteroaryl containing 1-5 heteroatoms, or cycloalkenyl only when X^1 is O, S, or N; or two or more of R^1 and R^2 , when on non-adjacent atoms, can combine to form a bridging cycloalkyl or heterocycloalkyl only when X^1 is O, S, or N.
- [0063] In one embodiment, when X^2 and X^5 are both $C=O$, X^1 is not NR^5 .
- [0064] In one embodiment of the compounds of Formula I are described compounds of the Formula IA:

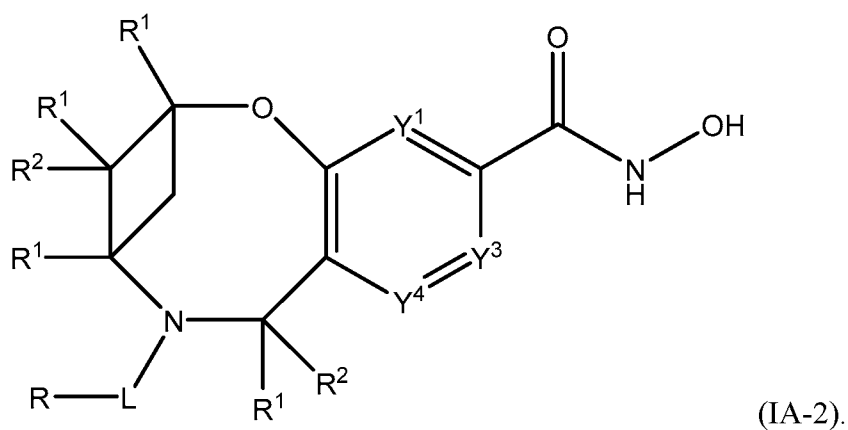


and pharmaceutically acceptable salts, prodrugs, solvates, hydrates, tautomers or isomer thereof; where R, L, X^1 , X^2 , X^3 , X^4 , X^5 , Y^1 , Y^3 , and Y^4 are defined as above in Formula I.

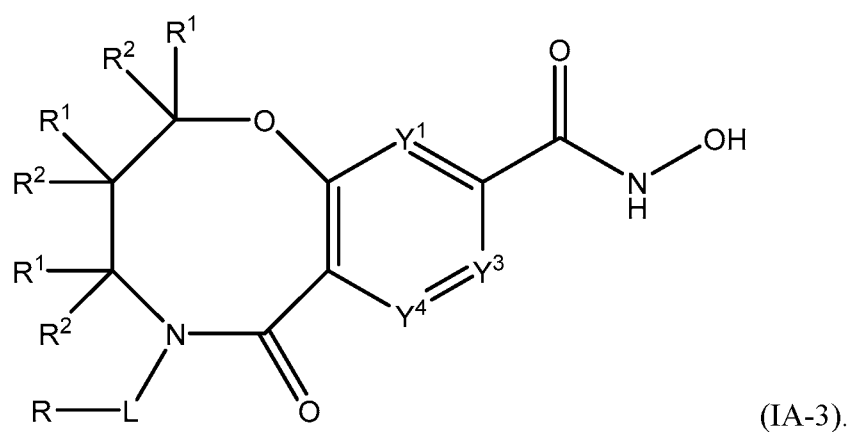
[0065] In some embodiments of the invention, the compounds of Formula IA may be of the formula IA-1:



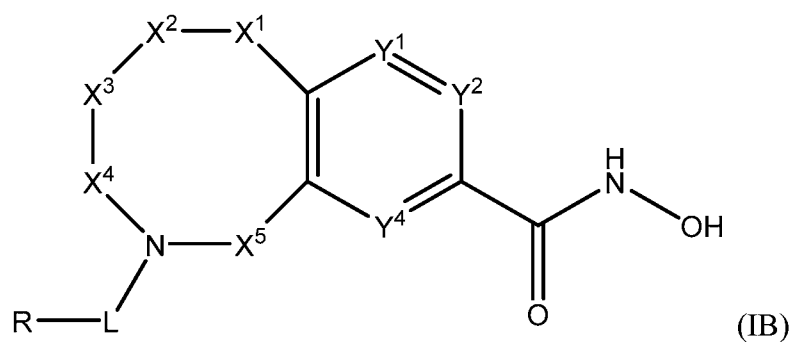
[0066] In other embodiments of the compounds of Formula IA, the compound is of the formula IA-2:



[0067] In yet other another embodiments of the compounds of Formula IA, the compound is of the formula IA-3:

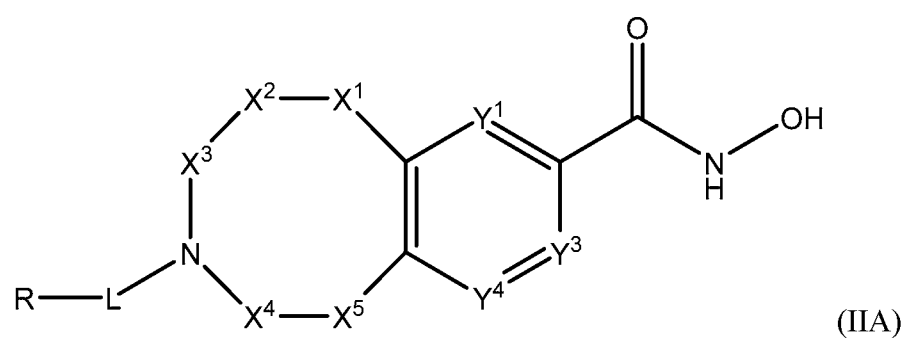


[0068] In one embodiment of the compounds of Formula I are also disclosed compounds of the Formula IB:



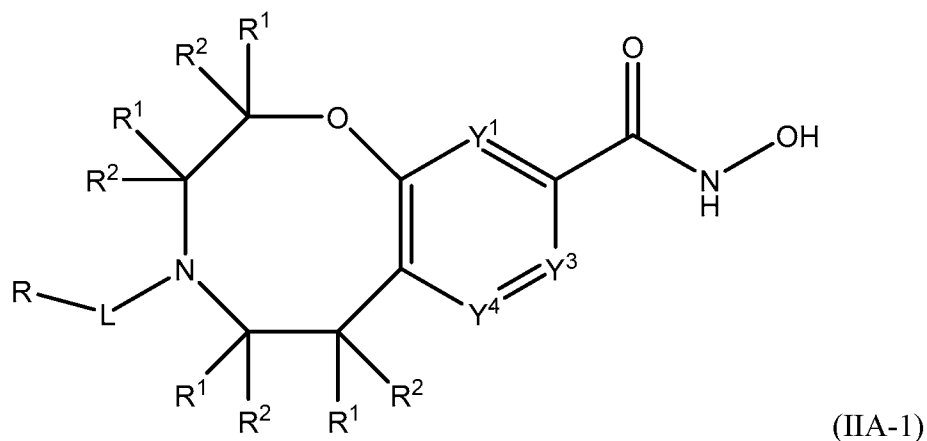
and pharmaceutically acceptable salts, prodrugs, solvates, hydrates, enantiomers and isomers thereof where R, L, X¹, X², X³, X⁴, X⁵, Y¹, Y², and Y⁴ are defined as above in Formula I.

[0069] In one embodiment of the compounds of Formula II are described compounds of the Formula IIA:

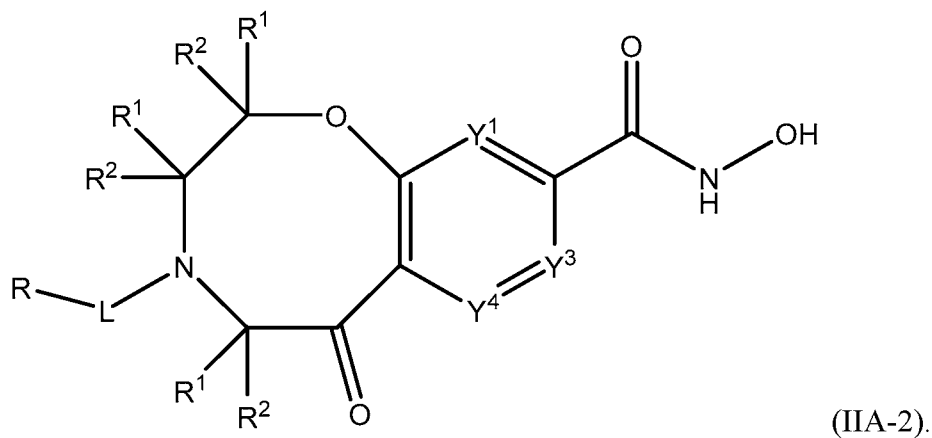


and pharmaceutically acceptable salts, prodrugs, solvates, hydrates, tautomers or isomer thereof;
 where R, L, X¹, X², X³, X⁴, X⁵, Y¹, Y³, and Y⁴ are defined as above in Formula II.

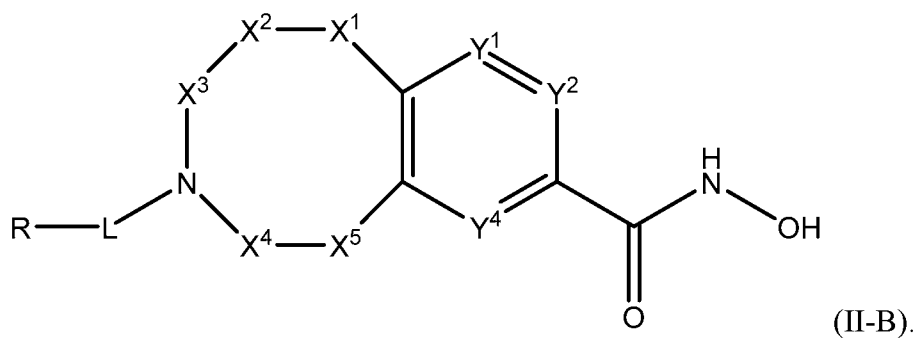
[0070] In other embodiments of the compounds of Formula IIA, the compound is of the formula IIA-1:



[0071] In yet other embodiments of the compounds of Formula IIA, the compound is of the formula (IIA-2):



[0072] In other embodiments of the compounds of Formula II, the compound may also be of the formula II-B:



[0073] In some embodiments of Formula (I), X^1 is O. In another embodiment, X^1 is O and X^2 is CR^1R^2 . In yet another embodiment, X^1 is O, X^2 is CR^1R^2 , and X^3 is CR^1R^2 . In another embodiment, X^1 is O, X^2 is CR^1R^2 , X^3 is CR^1R^2 , and X^4 is CR^1R^2 . In yet another embodiment, X^1 is O, X^2 is CR^1R^2 , X^3 is CR^1R^2 , X^4 is CR^1R^2 , and X^5 is CR^1R^2 . In yet another embodiment, X^1 is O, X^2 is CR^1R^2 , X^3 is CR^1R^2 , X^4 is CR^1R^2 , X^5 is CR^1R^2 , and Y^1 is CR^1 . In another embodiment, X^1 is O, X^2 is CR^1R^2 , X^3 is CR^1R^2 , X^4 is CR^1R^2 , X^5 is CR^1R^2 , Y^1 is CR^1 , and Y^3 is CR^1 . In yet another embodiment, X^1 is O, X^2 is CR^1R^2 , X^3 is CR^1R^2 , X^4 is CR^1R^2 , X^5 is CR^1R^2 , Y^1 is CR^1 , Y^3 is CR^1 , and Y^4 is CR^1 . In another embodiment, X^1 is O, X^2 is CR^1R^2 , X^3 is CR^1R^2 , X^4 is CR^1R^2 , X^5 is CR^1R^2 , Y^1 is CR^1 , Y^3 is CR^1 , Y^4 is CR^1 , and Y^2 is C. In yet another embodiment, X^1 is O, X^2 is CR^1R^2 , X^3 is CR^1R^2 , X^4 is CR^1R^2 , X^5 is CR^1R^2 , Y^1 is CR^1 , Y^3 is CR^1 , Y^4 is CR^1 , Y^2 is C, and L is $-C(O)-$. In another embodiment, X^1 is O, X^2 is CR^1R^2 , X^3 is CR^1R^2 , X^4 is CR^1R^2 , X^5 is CR^1R^2 , Y^1 is CR^1 , Y^3 is CR^1 , Y^4 is CR^1 , Y^2 is C, and L is a bond. In another embodiment, X^1 is O, X^2 is CR^1R^2 , X^3 is CR^1R^2 , X^4 is CR^1R^2 , X^5 is CR^1R^2 , Y^1 is CR^1 , Y^3 is CR^1 , Y^4 is CR^1 , Y^2 is C, and L is $-S(O)_2-$. In another embodiment, X^1 is O, X^2 is CR^1R^2 , X^3 is CR^1R^2 , X^4 is CR^1R^2 , X^5 is CR^1R^2 , Y^1 is CR^1 , Y^3 is CR^1 , Y^4 is CR^1 , Y^2 is C, and L is $-S(O)_2NR^3-$. In another embodiment, X^1 is O, X^2 is CR^1R^2 , X^3 is CR^1R^2 , X^4 is CR^1R^2 , X^5 is CR^1R^2 , Y^1 is CR^1 , Y^3 is CR^1 , Y^4 is CR^1 , Y^2 is C, and L is $-C(O)NR^3-$. In another embodiment, X^1 is O, X^2 is CR^1R^2 , X^3 is CR^1R^2 , X^4 is CR^1R^2 , X^5 is CR^1R^2 , Y^1 is CR^1 , Y^3 is CR^1 , Y^4 is CR^1 , Y^2 is C, and L is $-C(O)O-$. In yet another embodiment, X^1 is O, X^2 is CR^1R^2 , X^3 is CR^1R^2 , X^4 is CR^1R^2 , Y^1 is CR^1 , Y^3 is CR^1 , Y^4 is CR^1 , Y^2 is C, L is $-(CR^1R^2)_n-$.

[0074] In some embodiments of Formula (II), X^1 is O. In another embodiment, X^1 is O and X^2 is CR^1R^2 . In yet another embodiment, X^1 is O, X^2 is CR^1R^2 , and X^3 is CR^1R^2 . In another embodiment, X^1 is O, X^2 is CR^1R^2 , X^3 is CR^1R^2 , and X^4 is CR^1R^2 . In yet another embodiment,

X^1 is O, X^2 is CR^1R^2 , X^3 is CR^1R^2 , X^4 is CR^1R^2 , and X^5 is CR^1R^2 . In yet another embodiment, X^1 is O, X^2 is CR^1R^2 , X^3 is CR^1R^2 , X^4 is CR^1R^2 , X^5 is CR^1R^2 , and Y^1 is CR^1 . In another embodiment, X^1 is O, X^2 is CR^1R^2 , X^3 is CR^1R^2 , X^4 is CR^1R^2 , X^5 is CR^1R^2 , Y^1 is CR^1 , and Y^3 is CR^1 . In yet another embodiment, X^1 is O, X^2 is CR^1R^2 , X^3 is CR^1R^2 , X^4 is CR^1R^2 , X^5 is CR^1R^2 , Y^1 is CR^1 , Y^3 is CR^1 , and Y^4 is CR^1 . In another embodiment, X^1 is O, X^2 is CR^1R^2 , X^3 is CR^1R^2 , X^4 is CR^1R^2 , X^5 is CR^1R^2 , Y^1 is CR^1 , Y^3 is CR^1 , Y^4 is CR^1 , and Y^2 is C. In yet another embodiment, X^1 is O, X^2 is CR^1R^2 , X^3 is CR^1R^2 , X^4 is CR^1R^2 , X^5 is CR^1R^2 , Y^1 is CR^1 , Y^3 is CR^1 , Y^4 is CR^1 , Y^2 is C, and L is $-C(O)-$. In another embodiment, X^1 is O, X^2 is CR^1R^2 , X^3 is CR^1R^2 , X^4 is CR^1R^2 , X^5 is CR^1R^2 , Y^1 is CR^1 , Y^3 is CR^1 , Y^4 is CR^1 , Y^2 is C, and L is a bond. In another embodiment, X^1 is O, X^2 is CR^1R^2 , X^3 is CR^1R^2 , X^4 is CR^1R^2 , X^5 is CR^1R^2 , Y^1 is CR^1 , Y^3 is CR^1 , Y^4 is CR^1 , Y^2 is C, and L is $-S(O)_2-$. In another embodiment, X^1 is O, X^2 is CR^1R^2 , X^3 is CR^1R^2 , X^4 is CR^1R^2 , X^5 is CR^1R^2 , Y^1 is CR^1 , Y^3 is CR^1 , Y^4 is CR^1 , Y^2 is C, and L is $-S(O)_2NR^3-$. In another embodiment, X^1 is O, X^2 is CR^1R^2 , X^3 is CR^1R^2 , X^4 is CR^1R^2 , X^5 is CR^1R^2 , Y^1 is CR^1 , Y^3 is CR^1 , Y^4 is CR^1 , Y^2 is C, and L is $-C(O)NR^3-$. In another embodiment, X^1 is O, X^2 is CR^1R^2 , X^3 is CR^1R^2 , X^4 is CR^1R^2 , X^5 is CR^1R^2 , Y^1 is CR^1 , Y^3 is CR^1 , Y^4 is CR^1 , Y^2 is C, and L is $-C(O)O-$. In yet another embodiment, X^1 is O, X^2 is CR^1R^2 , X^3 is CR^1R^2 , X^4 is CR^1R^2 , Y^1 is CR^1 , Y^3 is CR^1 , Y^4 is CR^1 , Y^2 is C, L is $-(CR^1R^2)_n-$.

[0075] In some embodiments of Formula (I), X^2 is NR^3 . In another embodiment, X^2 is NR^3 and X^1 is CR^1R^2 . In yet another embodiment, X^1 is CR^1R^2 , X^2 is NR^3 , and X^3 is CR^1R^2 . In another embodiment, X^1 is CR^1R^2 , X^2 is NR^3 , X^3 is CR^1R^2 , and X^4 is CR^1R^2 . In yet another embodiment, X^1 is CR^1R^2 , X^2 is NR^3 , X^3 is CR^1R^2 , X^4 is CR^1R^2 , and X^5 is CR^1R^2 . In yet another embodiment, X^1 is CR^1R^2 , X^2 is NR^3 , X^3 is CR^1R^2 , X^4 is CR^1R^2 , X^5 is CR^1R^2 , and Y^1 is CR^1 . In another embodiment, X^1 is CR^1R^2 , X^2 is NR^3 , X^3 is CR^1R^2 , X^4 is CR^1R^2 , X^5 is CR^1R^2 , Y^1 is CR^1 , and Y^3 is CR^1 . In yet another embodiment, X^1 is CR^1R^2 , X^2 is NR^3 , X^3 is CR^1R^2 , X^4 is CR^1R^2 , X^5 is CR^1R^2 , Y^1 is CR^1 , Y^3 is CR^1 , and Y^4 is CR^1 . In another embodiment, X^1 is CR^1R^2 , X^2 is NR^3 , X^3 is CR^1R^2 , X^4 is CR^1R^2 , X^5 is CR^1R^2 , Y^1 is CR^1 , Y^3 is CR^1 , Y^4 is CR^1 , and Y^2 is C. In yet another embodiment, X^1 is CR^1R^2 , X^2 is NR^3 , X^3 is CR^1R^2 , X^4 is CR^1R^2 , X^5 is CR^1R^2 , Y^1 is CR^1 , Y^3 is CR^1 , Y^4 is CR^1 , Y^2 is C, and L is $-C(O)-$. In another embodiment, X^1 is CR^1R^2 , X^2 is NR^3 , X^3 is CR^1R^2 , X^4 is CR^1R^2 , X^5 is CR^1R^2 , Y^1 is CR^1 , Y^3 is CR^1 , Y^4 is CR^1 , Y^2 is C, and L is a bond. In another embodiment, X^1 is CR^1R^2 , X^2 is NR^3 , X^3 is CR^1R^2 , X^4 is CR^1R^2 ,

X^5 is CR^1R^2 , Y^1 is CR^1 , Y^3 is CR^1 , Y^4 is CR^1 , Y^2 is C, and L is $-S(O)_2-$. In another embodiment, X^1 is CR^1R^2 , X^2 is NR^3 , X^3 is CR^1R^2 , X^4 is CR^1R^2 , X^5 is CR^1R^2 , Y^1 is CR^1 , Y^3 is CR^1 , Y^4 is CR^1 , Y^2 is C, and L is $-S(O)_2NR^3-$. In another embodiment, X^1 is CR^1R^2 , X^2 is NR^3 , X^3 is CR^1R^2 , X^4 is CR^1R^2 , X^5 is CR^1R^2 , Y^1 is CR^1 , Y^3 is CR^1 , Y^4 is CR^1 , Y^2 is C, and L is $-C(O)NR^3-$. In another embodiment, X^1 is CR^1R^2 , X^2 is NR^3 , X^3 is CR^1R^2 , X^4 is CR^1R^2 , X^5 is CR^1R^2 , Y^1 is CR^1 , Y^3 is CR^1 , Y^4 is CR^1 , Y^2 is C, and L is $-C(O)O-$. In yet another embodiment, X^1 is CR^1R^2 , X^2 is NR^3 , X^3 is CR^1R^2 , X^4 is CR^1R^2 , Y^1 is CR^1 , Y^3 is CR^1 , Y^4 is CR^1 , Y^2 is C, L is $-(CR^1R^2)_n-$.

[0076] In some embodiments of Formulae (I) and (II), R is H, $-C_1-C_6$ alkyl, $-C_4-C_8$ cycloalkenyl, $-C_3-C_8$ cycloalkyl, $-C_5-C_{12}$ spirocycle, heterocyclyl, spiroheterocyclyl, aryl, or heteroaryl containing 1 to 5 heteroatoms selected from the group consisting of N, S, P, and O, wherein each alkyl, cycloalkenyl, cycloalkyl, spirocycle, heterocyclyl, spiroheterocyclyl, aryl, or heteroaryl is optionally substituted with one or more $-OH$, halogen, oxo, $-NO_2$, $-CN$, $-R^1$, $-R^2$, $-OR^3$, $-NHR^3$, $-NR^3R^4$, $-S(O)_2NR^3R^4$, $-S(O)_2R^1$, $-C(O)R^1$, or $-CO_2R^1$, $-NR^3S(O)_2R^1$, $-S(O)R^1$, $-S(O)NR^3R^4$, $-NR^3S(O)R^1$, heterocycle, aryl, or heteroaryl containing 1 to 5 heteroatoms selected from the group consisting of N, S, P, and O, with the proviso that R is not bound to L via a nitrogen atom.

[0077] In some embodiments of Formulae (I) and (II), n is 1 to 6. In another embodiment, n is 0 to 5. In yet another embodiment, n is 0 to 4. In yet another embodiment, n is 1 to 4. In another embodiment, n is 0 to 3. In yet another embodiment, n is 0 to 2. In yet another embodiment, n is 0 or 1. In another embodiment, n is 1 or 2.

[0078] In some embodiments of Formulae (I) and (II), R^1 and R^2 may combine with the atom to which they are both attached to form a spirocycle. In another embodiment, R^1 and R^2 combine with the atom to which they are both attached to form a spiroheterocycle. In another embodiment, R^1 and R^2 combine with the atom to which they are both attached to form a spirocycloalkenyl.

[0079] In some embodiments of Formulae (I) and (II), R^1 and R^2 , when on adjacent atoms, combine to form a heterocycle. In another embodiment, R^1 and R^2 , when on adjacent atoms, combine to form a cycloalkyl. In yet another embodiment, R^1 and R^2 , when on adjacent atoms, combine to form a cycloalkenyl. In another embodiment, R^1 and R^2 , when on adjacent atoms,

combine to form an aryl. In yet another embodiment, R^1 and R^2 , when on adjacent atoms, combine to form a heteroaryl containing 1 to 5 heteroatoms selected from the group consisting of N, S, P, and O.

[0080] In some embodiments of Formula (I), R^1 and R^2 , when on non-adjacent atoms, combine to form a bridging cycloalkyl. In another embodiment, R^1 and R^2 , when on non-adjacent atoms, combine to form a bridging cycloalkenyl. In yet another embodiment, R^1 and R^2 , when on non-adjacent atoms, combine to form a heterocycloalkyl.

[0081] In an illustrative embodiment, the compound of Formula I is:

N-hydroxy-3,4,5,6-tetrahydro-2H-benzo[b][1,5]oxazocine-9-carboxamide;

N-hydroxy-5-(tetrahydro-2H-pyran-4-carbonyl)-3,4,5,6-tetrahydro-2H-benzo[b][1,5]oxazocine-9-carboxamide;

N-hydroxy-5-(4-methyltetrahydro-2H-pyran-4-carbonyl)-3,4,5,6-tetrahydro-2H-benzo[b][1,5]oxazocine-9-carboxamide;

N-hydroxy-5-phenyl-3,4,5,6-tetrahydro-2H-benzo[b][1,5]oxazocine-9-carboxamide;

5-benzyl-N-hydroxy-3,4,5,6-tetrahydro-2H-benzo[b][1,5]oxazocine-9-carboxamide;

5-benzoyl-N-hydroxy-3,4,5,6-tetrahydro-2H-benzo[b][1,5]oxazocine-9-carboxamide;

5-(cyclohexanecarbonyl)-N-hydroxy-3,4,5,6-tetrahydro-2H-benzo[b][1,5]oxazocine-9-carboxamide;

N-hydroxy-5-(phenylsulfonyl)-3,4,5,6-tetrahydro-2H-benzo[b][1,5]oxazocine-9-carboxamide;

N9-hydroxy-N5-phenyl-3,4-dihydro-2H-benzo[b][1,5]oxazocine-5,9(6H)-dicarboxamide;

N-hydroxy-5-(N-phenylsulfamoyl)-3,4,5,6-tetrahydro-2H-benzo[b][1,5]oxazocine-9-carboxamide;

5-(cyclohexylmethyl)-N-hydroxy-6-oxo-3,4,5,6-tetrahydro-2H-benzo[b][1,5]oxazocine-9-carboxamide;

N-hydroxy-5-phenyl-3,4,5,6-tetrahydro-2H-2,4-methanobenzo[b][1,5]oxazocine-9-carboxamide;

5-benzyl-N-hydroxy-3,4,5,6-tetrahydro-2H-2,4-methanobenzo[b][1,5]oxazocine-9-carboxamide;

5-benzoyl-N-hydroxy-3,4,5,6-tetrahydro-2H-2,4-methanobenzo[b][1,5]oxazocine-9-carboxamide;

5-(cyclohexanecarbonyl)-N-hydroxy-3,4,5,6-tetrahydro-2H-2,4-methanobenzo[b][1,5]oxazocine-9-carboxamide;

N-hydroxy-5-(tetrahydro-2H-pyran-4-carbonyl)-3,4,5,6-tetrahydro-2H-2,4-methanobenzo[b][1,5]oxazocine-9-carboxamide;

N-hydroxy-5-(phenylsulfonyl)-3,4,5,6-tetrahydro-2H-2,4-methanobenzo[b][1,5]oxazocine-9-carboxamide;

N9-hydroxy-N5-phenyl-3,4-dihydro-2H-2,4-methanobenzo[b][1,5]oxazocine-5,9(6H)-dicarboxamide;

N-hydroxy-5-(N-phenylsulfamoyl)-3,4,5,6-tetrahydro-2H-2,4-methanobenzo[b][1,5]oxazocine-9-carboxamide;

N-hydroxy-5-methyl-2-phenyl-1,2,3,4,5,6-hexahydrobenzo[f][1,4]diazocine-8-carboxamide;

2-benzyl-N-hydroxy-5-methyl-1,2,3,4,5,6-hexahydrobenzo[f][1,4]diazocine-8-carboxamide;

2-benzoyl-N-hydroxy-5-methyl-1,2,3,4,5,6-hexahydrobenzo[f][1,4]diazocine-8-carboxamide;

2-(cyclohexanecarbonyl)-N-hydroxy-5-methyl-1,2,3,4,5,6-hexahydrobenzo[f][1,4]diazocine-8-carboxamide;

N-hydroxy-5-methyl-2-(tetrahydro-2H-pyran-4-carbonyl)-1,2,3,4,5,6-hexahydrobenzo[f][1,4]diazocine-8-carboxamide;

N8-hydroxy-5-methyl-N2-phenyl-3,4,5,6-tetrahydrobenzo[f][1,4]diazocine-2,8(1H)-dicarboxamide;

N-hydroxy-5-methyl-2-(N-phenylsulfamoyl)-1,2,3,4,5,6-hexahydrobenzo[f][1,4]diazocine-8-carboxamide;

N-hydroxy-5-phenyl-3,4,5,6-tetrahydro-2H-benzo[b][1,5]oxazocine-8-carboxamide;

5-benzyl-N-hydroxy-3,4,5,6-tetrahydro-2H-benzo[b][1,5]oxazocine-8-carboxamide;

5-benzoyl-N-hydroxy-3,4,5,6-tetrahydro-2H-benzo[b][1,5]oxazocine-8-carboxamide;

5-(cyclohexanecarbonyl)-N-hydroxy-3,4,5,6-tetrahydro-2H-benzo[b][1,5]oxazocine-8-carboxamide;

N-hydroxy-5-(tetrahydro-2H-pyran-4-carbonyl)-3,4,5,6-tetrahydro-2H-benzo[b][1,5]oxazocine-8-carboxamide;

N-hydroxy-5-(phenylsulfonyl)-3,4,5,6-tetrahydro-2H-benzo[b][1,5]oxazocine-8-carboxamide;

N8-hydroxy-N5-phenyl-3,4-dihydro-2H-benzo[b][1,5]oxazocine-5,8(6H)-dicarboxamide;

N-hydroxy-5-(N-phenylsulfamoyl)-3,4,5,6-tetrahydro-2H-benzo[b][1,5]oxazocine-8-carboxamide;

5-(cyclohexylmethyl)-N-hydroxy-6-oxo-3,4,5,6-tetrahydro-2H-benzo[b][1,5]oxazocine-8-carboxamide;

N-hydroxy-5-phenyl-3,4,5,6-tetrahydro-2H-2,4-methanobenzo[b][1,5]oxazocine-8-carboxamide;

5-benzyl-N-hydroxy-3,4,5,6-tetrahydro-2H-2,4-methanobenzo[b][1,5]oxazocine-8-carboxamide;

5-benzoyl-N-hydroxy-3,4,5,6-tetrahydro-2H-2,4-methanobenzo[b][1,5]oxazocine-8-carboxamide;

5-(cyclohexanecarbonyl)-N-hydroxy-3,4,5,6-tetrahydro-2H-2,4-methanobenzo[b][1,5]oxazocine-8-carboxamide;

N-hydroxy-5-(tetrahydro-2H-pyran-4-carbonyl)-3,4,5,6-tetrahydro-2H-2,4-methanobenzo[b][1,5]oxazocine-8-carboxamide;

N-hydroxy-5-(phenylsulfonyl)-3,4,5,6-tetrahydro-2H-2,4-methanobenzo[b][1,5]oxazocine-8-carboxamide;

N8-hydroxy-N5-phenyl-3,4-dihydro-2H-2,4-methanobenzo[b][1,5]oxazocine-5,8(6H)-dicarboxamide;

N-hydroxy-5-(N-phenylsulfamoyl)-3,4,5,6-tetrahydro-2H-2,4-methanobenzo[b][1,5]oxazocine-8-carboxamide;

N-hydroxy-2-methyl-5-phenyl-1,2,3,4,5,6-hexahydrobenzo[f][1,4]diazocine-8-carboxamide;

5-benzyl-N-hydroxy-2-methyl-1,2,3,4,5,6-hexahydrobenzo[f][1,4]diazocine-8-carboxamide;

5-benzoyl-N-hydroxy-2-methyl-1,2,3,4,5,6-hexahydrobenzo[f][1,4]diazocine-8-carboxamide;

5-(cyclohexanecarbonyl)-N-hydroxy-2-methyl-1,2,3,4,5,6-hexahydrobenzo[f][1,4]diazocine-8-carboxamide;

N-hydroxy-2-methyl-5-(tetrahydro-2H-pyran-4-carbonyl)-1,2,3,4,5,6-hexahydrobenzo[f][1,4]diazocine-8-carboxamide;

N9-hydroxy-5-methyl-N2-phenyl-3,4,5,6-tetrahydrobenzo[f][1,4]diazocine-2,9(1H)-dicarboxamide; or

N-hydroxy-2-methyl-5-(N-phenylsulfamoyl)-1,2,3,4,5,6-hexahydrobenzo[f][1,4]diazocine-8-carboxamide.

[0082] In an illustrative embodiment the compound of Formula II is:

N-hydroxy-4-phenyl-3,4,5,6-tetrahydro-2H-benzo[g][1,4]oxazocine-9-carboxamide;

4-benzyl-N-hydroxy-3,4,5,6-tetrahydro-2H-benzo[g][1,4]oxazocine-9-carboxamide;

4-benzoyl-N-hydroxy-3,4,5,6-tetrahydro-2H-benzo[g][1,4]oxazocine-9-carboxamide;

4-(cyclohexanecarbonyl)-N-hydroxy-3,4,5,6-tetrahydro-2H-benzo[g][1,4]oxazocine-9-carboxamide;

N-hydroxy-4-(tetrahydro-2H-pyran-4-carbonyl)-3,4,5,6-tetrahydro-2H-benzo[g][1,4]oxazocine-9-carboxamide;

N-hydroxy-4-(phenylsulfonyl)-3,4,5,6-tetrahydro-2H-benzo[g][1,4]oxazocine-9-carboxamide;

N9-hydroxy-N4-phenyl-2,3,5,6-tetrahydro-4H-benzo[g][1,4]oxazocine-4,9-dicarboxamide;

4-(cyclohexylmethyl)-N-hydroxy-5-oxo-3,4,5,6-tetrahydro-2H-benzo[g][1,4]oxazocine-9-carboxamide;

N-hydroxy-4-phenyl-3,4,5,6-tetrahydro-2H-benzo[g][1,4]oxazocine-8-carboxamide;

4-benzyl-N-hydroxy-3,4,5,6-tetrahydro-2H-benzo[g][1,4]oxazocine-8-carboxamide;

4-benzoyl-N-hydroxy-3,4,5,6-tetrahydro-2H-benzo[g][1,4]oxazocine-8-carboxamide;

4-(cyclohexanecarbonyl)-N-hydroxy-3,4,5,6-tetrahydro-2H-benzo[g][1,4]oxazocine-8-carboxamide;

N-hydroxy-4-(tetrahydro-2H-pyran-4-carbonyl)-3,4,5,6-tetrahydro-2H-benzo[g][1,4]oxazocine-8-carboxamide;

N-hydroxy-4-(phenylsulfonyl)-3,4,5,6-tetrahydro-2H-benzo[g][1,4]oxazocine-8-carboxamide;

N8-hydroxy-N4-phenyl-2,3,5,6-tetrahydro-4H-benzo[g][1,4]oxazocine-4,8-dicarboxamide; or

4-(cyclohexylmethyl)-N-hydroxy-5-oxo-3,4,5,6-tetrahydro-2H-benzo[g][1,4]oxazocine-8-carboxamide.

[0083] In another embodiment, illustrative compounds of the invention include:

N-hydroxy-3,4,5,6-tetrahydro-2H-benzo[b][1,5]oxazocine-9-carboxamide;

N-hydroxy-5-(tetrahydro-2H-pyran-4-carbonyl)-3,4,5,6-tetrahydro-2H-benzo[b][1,5]oxazocine-9-carboxamide; and

N-hydroxy-5-(4-methyltetrahydro-2H-pyran-4-carbonyl)-3,4,5,6-tetrahydro-2H-benzo[b][1,5]oxazocine-9-carboxamide.

[0084] In another embodiment of the invention, the compounds of Formulae I or II are enantiomers. In some embodiments the compounds are the (*S*)-enantiomer. In other embodiments the compounds are the (*R*)-enantiomer. In yet other embodiments, the compounds of Formulae I or II may be (+) or (-) enantiomers.

[0085] It should be understood that all isomeric forms are included within the present invention, including mixtures thereof. If the compound contains a double bond, the substituent may be in the E or Z configuration. If the compound contains a disubstituted cycloalkyl, the cycloalkyl substituent may have a cis- or trans configuration. All tautomeric forms are also intended to be included.

Methods of Synthesizing the Disclosed Compounds

[0086] The compounds of the present invention may be made by a variety of methods, including standard chemistry. Suitable synthetic routes are depicted in the schemes given below.

[0087] The compounds of Formulae I or II may be prepared by methods known in the art of organic synthesis as set forth in part by the following synthetic schemes and examples. In the schemes described below, it is well understood that protecting groups for sensitive or reactive groups are employed where necessary in accordance with general principles of chemistry. Protecting groups are manipulated according to standard methods of organic synthesis (T. W. Greene and P. G. M. Wuts, "Protective Groups in Organic Synthesis", Third edition, Wiley, New York 1999). These groups are removed at a convenient stage of the compound synthesis using methods that are readily apparent to those skilled in the art. The selection processes, as well as

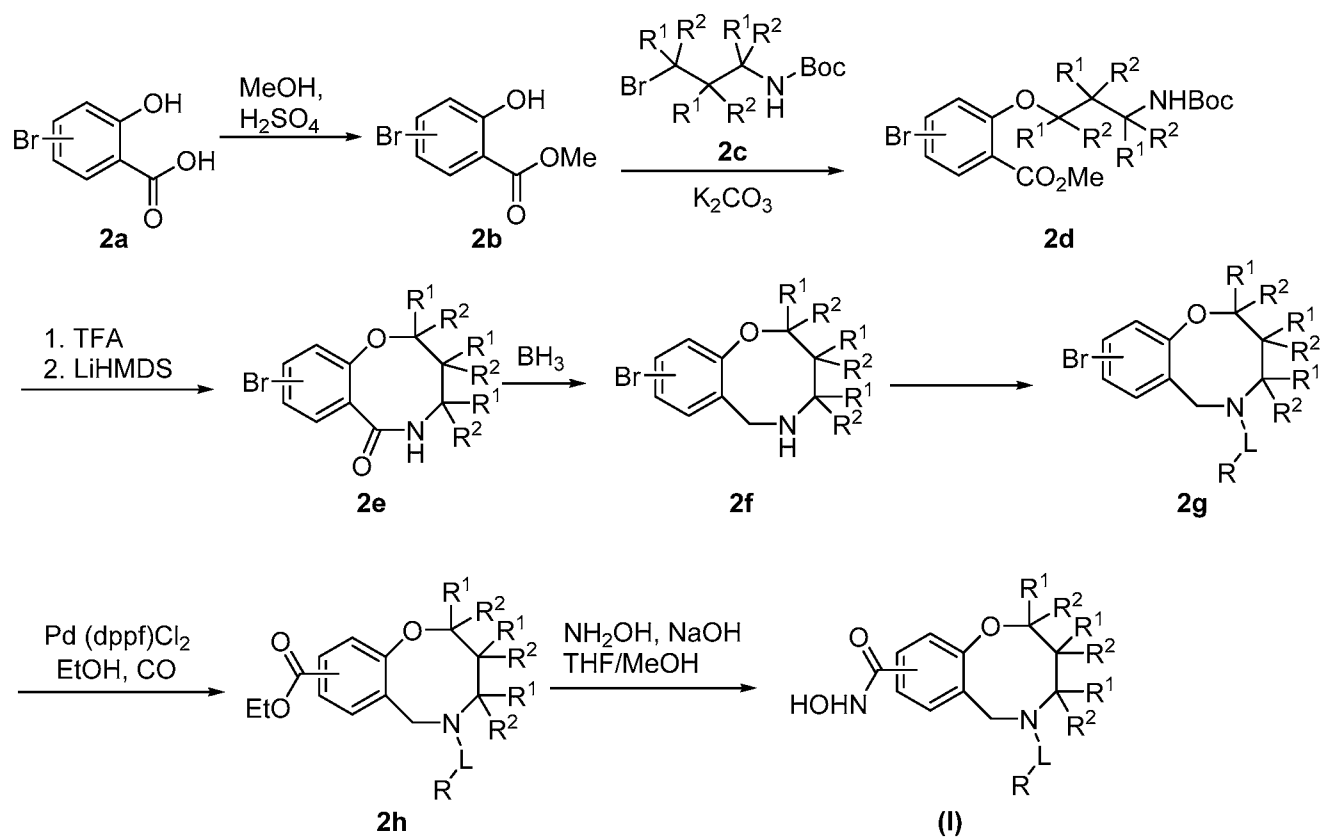
the reaction conditions and order of their execution, shall be consistent with the preparation of compounds of Formulae I or II.

[0088] Those skilled in the art will recognize if a stereocenter exists in the compounds of Formulae I or II. Accordingly, the present invention includes both possible stereoisomers (unless specified in the synthesis) and includes not only racemic compounds but the individual enantiomers and/or diastereomers as well. When a compound is desired as a single enantiomer or diastereomer, it may be obtained by stereospecific synthesis or by resolution of the final product or any convenient intermediate. Resolution of the final product, an intermediate, or a starting material may be affected by any suitable method known in the art. See, for example, "Stereochemistry of Organic Compounds" by E. L. Eliel, S. H. Wilen, and L. N. Mander (Wiley-Interscience, 1994).

[0089] The compounds described herein may be made from commercially available starting materials or synthesized using known organic, inorganic, and/or enzymatic processes.

Preparation of Compounds

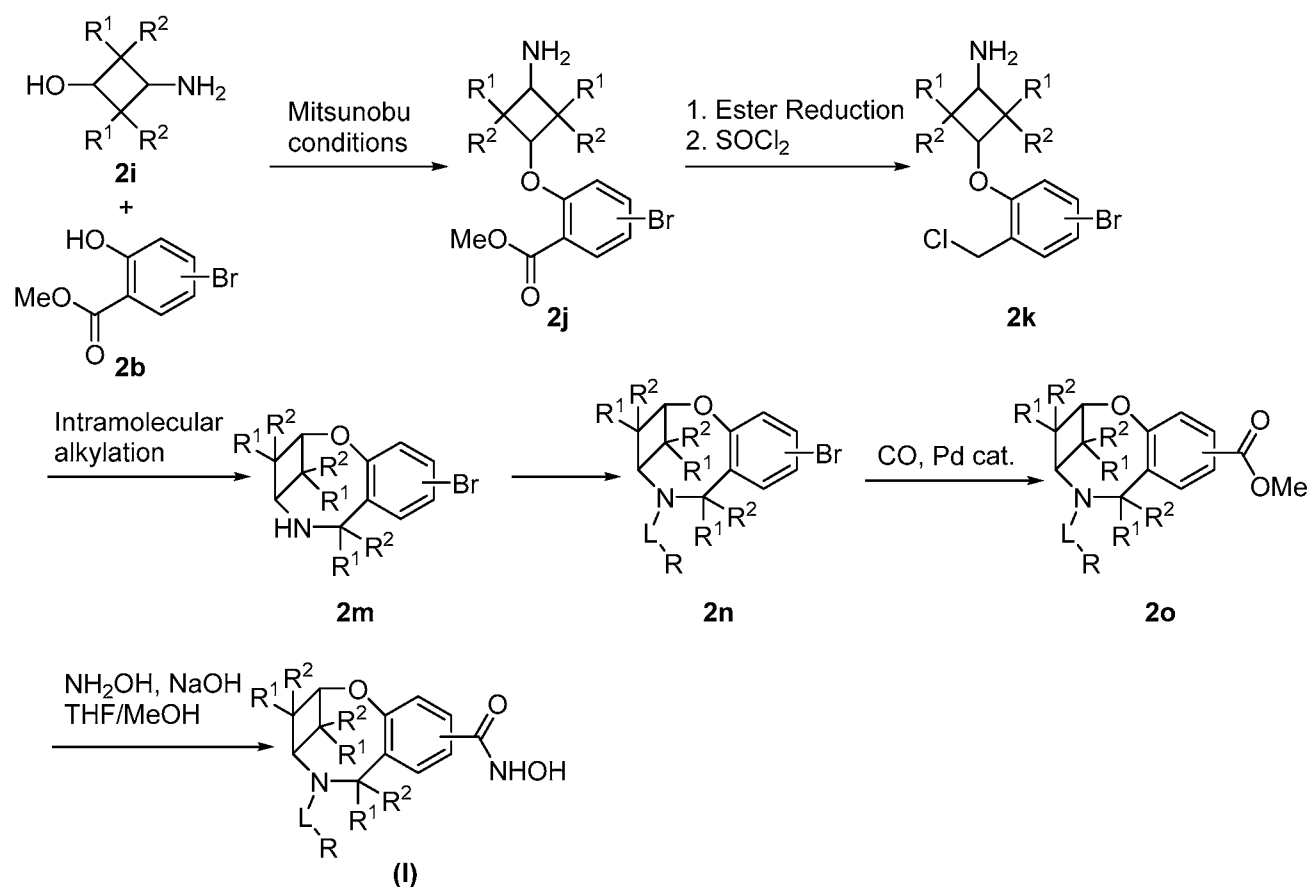
[0090] The compounds of the present invention can be prepared in a number of ways well known to those skilled in the art of organic synthesis. By way of example, compounds of the present invention can be synthesized using the methods described below, together with synthetic methods known in the art of synthetic organic chemistry, or variations thereon as appreciated by those skilled in the art. These methods include but are not limited to those methods described below. Compounds of the present disclosure can be synthesized by following the steps outlined in General Schemes 1, 2, and 3 which comprise different sequences of assembling intermediates **2a**, **2b**, **2c**, **2d**, **2e**, **2f**, **2g**, **2h**, **2i**, **2j**, **2k**, **2m**, **2n**, **2o**, **2p**, **2q**, **2r**, **2s**, **2t**, and **2u**. Starting materials are either commercially available or made by known procedures in the reported literature or as illustrated.

Scheme 1. General synthesis of [6,8] ring system

[0091] The general way of preparing target molecules of Formula (I) by using intermediates **2a**, **2b**, **2c**, **2d**, **2e**, **2f**, **2g**, and **2h** is outlined in General Scheme 1. Esterification of Intermediate **2a** in an alcohol, *e.g.*, methanol (MeOH) in the presence of an acid, *e.g.*, sulfuric acid (H₂SO₄) provides Intermediate **2b**. Nucleophilic addition of alcohol **2b** to intermediate **2c** using a base, *e.g.*, potassium carbonate (K₂CO₃) in a solvent, *e.g.*, acetone, provides Intermediate **2d**. Deprotection of **2d** with an acid, *e.g.*, trifluoroacetic acid (TFA) in a solvent, *e.g.*, dichloromethane, and subsequent cyclization in the presence of a base, *e.g.*, LiHMDS provides intermediate **2e**. Reduction of the amide linkage in **2e** with amide reducing agent, for instance, borane, in the presence of a solvent, *e.g.*, tetrahydrofuran (THF) provides Intermediate **2f**. Addition of the R-L moiety can be achieved via alkylation, reductive amination, arylation, acylation, sulfonation, or coupling reactions. For example, coupling of a carboxylic acid with Intermediate **2f** under standard coupling conditions using a coupling reagent, *e.g.*, 1-[bis(dimethylamino)methylene]-1H-1,2,3-triazolo[4,5-b]pyridinium3-oxide hexafluoro-

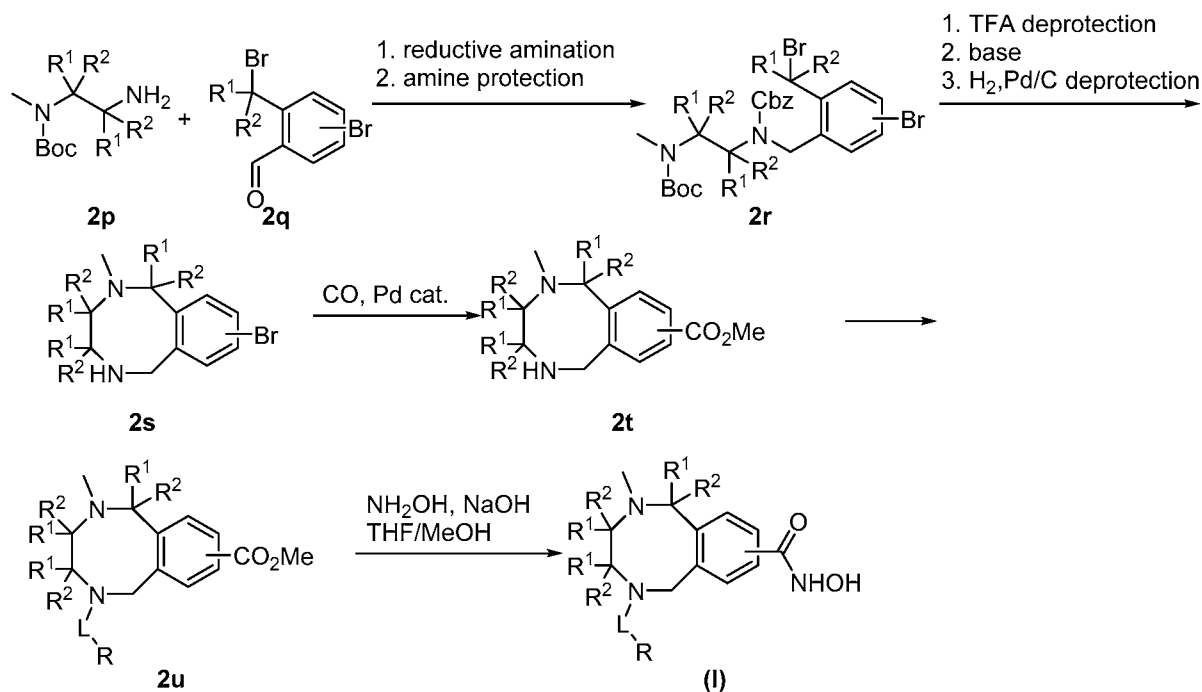
phosphate (HATU), or O-benzotriazole-N,N,N',N'-tetramethyl-uronium-hexafluoro-phosphate (HBTU), and a base, *e.g.*, triethylamine or N,N-diisopropylethylamine (DIPEA), in a solvent, *e.g.*, DMF, provides Intermediate **2g**. The coupled product **2g** can be carbonylated in the presence of a metal catalyst, *e.g.*, [1,1'-bis(diphenylphosphino)ferrocene]dichloro palladium(II) and carbon monoxide in a solvent, *e.g.*, ethanol to provide Intermediate **2h**. Treatment of intermediate **2h** with hydroxylamine and a base, *e.g.*, aqueous sodium hydroxide (NaOH (aq)) in a solvent, *e.g.*, tetrahydrofuran and/or methanol provides compounds of Formula (I).

Scheme 2. General synthesis of bridged ring systems



[0092] The general way of preparing target molecules of Formula (I) by using Intermediates **2b**, **2i**, **2j**, **2k**, **2m**, **2n**, and **2o** is outlined in General Scheme 2. A secondary alcohol such as that of **2i** is activated in the presence of, for instance, diethyl azodicarboxylate (DEAD) and triphenylphosphine (PPh_3) and in a solvent, *e.g.*, tetrahydrofuran (THF) and reacted with the

hydroxy group of Intermediate **2b** to give Intermediate **2j**. Reduction of the ester in **2j** with a reducing agent, *e.g.*, lithium aluminum hydride (LAH) in a solvent, *e.g.*, tetrahydrofuran (THF) provides the corresponding alcohol which is converted to a primary benzyl chloride **2k** by treating with thionyl chloride (SOCl₂) in a solvent, *e.g.*, dichloromethane (DCM). An intramolecular nucleophilic substitution reaction in the presence of a base, *e.g.*, potassium carbonate (K₂CO₃) in a solvent, *e.g.*, dimethylformamide (DMF) provides intermediate **2m**. Addition of the R-L moiety can be achieved via alkylation, reductive amination, arylation, acylation, sulfonation, or coupling reactions. For example, coupling of a carboxylic acid with Intermediate **2m** under standard coupling conditions using a coupling reagent, *e.g.*, 1-[bis(dimethylamino)methylene]-1H-1,2,3-triazolo[4,5-b]pyridinium3-oxide hexafluorophosphate (HATU), or O-benzotriazole-N,N,N',N'-tetramethyl-uronium-hexafluoro-phosphate (HBTU), and a base, *e.g.*, triethylamine or N,N-diisopropylethylamine (DIPEA), in a solvent, *e.g.*, DMF, provides Intermediate **2n**. The coupled product **2n** can be carbonylated in the presence of a metal catalyst, *e.g.*, [1,1'-bis(diphenylphosphino)ferrocene]dichloro palladium(II) and carbon monoxide in a solvent, *e.g.*, methanol to provide Intermediate **2o**. Treatment of intermediate **2o** with hydroxylamine and a base, *e.g.*, aqueous sodium hydroxide (NaOH (aq)) in a solvent, *e.g.*, tetrahydrofuran and/or methanol provides compounds of Formula (I).

Scheme 3. General synthesis of [6,8] systems by nucleophilic substitution

[0093] The general way of preparing target molecules of Formula (I) by using Intermediates **2p**, **2q**, **2r**, **2s**, **2t**, and **2u** is outlined in General Scheme 3. Reductive amination of the aldehyde of **2q** with the amino group of **2p** in the presence of an acid, *e.g.*, acetic acid using a reducing agent, *e.g.*, sodium cyanoborohydride (NaBH₃CN) in a solvent, *e.g.*, dichloromethane (DCM) followed by protection of the resulting amine with a protecting group, *e.g.*, benzyl chloroformate, in the presence of a base, *e.g.*, potassium carbonate (K₂CO₃), provides Intermediate **2r**. Selective deprotection of the tert-butoxycarbonyl (Boc) protecting group of **2r** in the presence of an acid, *e.g.*, trifluoroacetic acid (TFA), in a solvent, *e.g.*, dichloromethane (DCM) followed by treatment with a base, *e.g.*, potassium carbonate (K₂CO₃), completes an intramolecular nucleophilic substitution reaction to form a bicycle. Deprotection of the carboxybenzyl protecting group under an atmosphere of hydrogen with catalytic palladium on carbon affords Intermediate **2s**. The deprotected product **2s** can be carbonylated in the presence of a metal catalyst, *e.g.*, [1,1'-bis(diphenylphosphino)ferrocene]dichloro palladium(II)-dichloromethane adduct and carbon monoxide in a solvent, *e.g.*, methanol to provide Intermediate **2t**. Addition of the R-L moiety can be achieved via alkylation, reductive amination, arylation, acylation, sulfonation, or coupling reactions. For example, coupling of a carboxylic acid with Intermediate **2t** under

standard coupling conditions using a coupling reagent, *e.g.*, 1-[bis(dimethylamino)methylene]-1H-1,2,3-triazolo[4,5-b]pyridinium3-oxide hexafluoro-phosphate (HATU), or O-benzotriazole-N,N,N',N'-tetramethyl-uronium-hexafluoro-phosphate (HBTU), and a base, *e.g.*, triethylamine or N,N-diisopropylethylamine (DIPEA), in a solvent, *e.g.*, DMF, provides Intermediate **2u**. Treatment of intermediate **2u** with hydroxylamine and a base, *e.g.*, aqueous sodium hydroxide (NaOH (aq)) in a solvent, *e.g.*, tetrahydrofuran and/or methanol provides compounds of Formula (I).

Methods of Using the Disclosed Compounds

[0094] Another aspect of the invention relates to a method of treating a disease associated with HDAC, *e.g.*, HDAC6, modulation in a subject in need thereof. The method involves administering to a patient in need of treatment for diseases or disorders associated with HDAC, *e.g.*, HDAC6, modulation an effective amount of a compound of Formula I. In an embodiment, the disease can be, but is not limited to, cancer, neurodegenerative disease, neurodevelopmental disease, inflammatory or autoimmune disease, infection, metabolic disease, hematologic disease, or cardiovascular disease.

[0095] Another aspect of the invention is directed to a method of inhibiting an HDAC, *e.g.*, HDAC6. The method involves administering to a patient in need thereof an effective amount of Formula I.

[0096] The present invention relates to compositions capable of modulating the activity of (*e.g.*, inhibiting) HDACs, for instance HDAC6. The present invention also relates to the therapeutic use of such compounds.

[0097] One therapeutic use of the compounds of the present invention is to treat proliferative diseases or disorders such as cancer. Cancer can be understood as abnormal or unregulated cell growth within a patient and can include but is not limited to lung cancer, ovarian cancer, breast cancer, prostate cancer, pancreatic cancer, hepatocellular cancer, renal cancer and leukemias such as acute myeloid leukemia and acute lymphoblastic leukemia. Additional cancer types include T-cell lymphoma (*e.g.*, cutaneous T-cell lymphoma, peripheral T-cell lymphoma), and multiple myeloma.

[00098] One therapeutic use of the compounds of the present invention is to treat neurological diseases or disorders or neurodegeneration. Neurological disorders are understood as disorders of the nervous system (*e.g.*, the brain and spinal cord). Neurological disorders or neurodegenerative diseases can include but are not limited to epilepsy, attention deficit disorder (ADD), Alzheimer's disease, Parkinson's Disease, Huntington's Disease, amyotrophic lateral sclerosis, spinal muscular atrophy, essential tremor, central nervous system trauma caused by tissue injury, oxidative stress-induced neuronal or axonal degeneration, and multiple sclerosis.

[00099] Another therapeutic use of the compounds of the present invention is to treat neurodevelopmental disorders. Neurodevelopmental disorders can include, but are not limited to, Rett syndrome.

[00100] Another therapeutic use of the compounds of the present invention is also to treat inflammatory diseases or disorders. Inflammation can be understood as a host's response to an initial injury or infection. Symptoms of inflammation can include but are not limited to redness, swelling, pain, heat and loss of function. Inflammation may be caused by the upregulation of pro-inflammatory cytokines such as IL-1 β , and increased expression of the FOXP3 transcription factor.

[00101] Another therapeutic use of the compounds of the present invention is also to treat autoimmune diseases or disorders. Autoimmune disorders are understood as disorders wherein a host's own immune system responds to tissues and substances occurring naturally in the host's body. Autoimmune diseases can include but are not limited to Rheumatoid arthritis, spondylitis arthritis, psoriatic arthritis, multiple sclerosis, systemic lupus erythematosus, inflammatory bowel disease, graft versus host disease, transplant rejection, fibrotic disease, Crohn's Disease, type-1 diabetes, Eczema, and psoriasis.

[00102] Another therapeutic use of the compounds of the present invention is also to treat infectious diseases or disorders. Infections or infectious diseases are caused by the invasion of a foreign pathogen. The infection may be caused by, for instance, a bacteria, a fungus, or virus. For example, a bacterial infection may be caused by a *E. coli*.

[00103] Yet another therapeutic use of the compounds of the present invention is also to treat metabolic diseases or disorders. Metabolic diseases can be characterized as abnormalities in the

way that a subject stores energy. Metabolic disorders can include but are not limited to metabolic syndrome, diabetes, obesity, high blood pressure, and heart failure.

[00104] Yet another therapeutic use of the compounds of the present invention is also to treat hematologic disorders. Hematologic diseases primarily affect the blood. Hematologic disorders can include but are not limited to anemia, lymphoma, and leukemia.

[00105] Yet another therapeutic use of the compounds of the present invention is also to treat cardiovascular diseases or disorders. Cardiovascular diseases affect the heart and blood vessels of a patient. Exemplary conditions include but are not limited to cardiovascular stress, pressure overload, chronic ischemia, infarction-reperfusion injury, hypertension, atherosclerosis, peripheral artery disease, and heart failure.

[00106] The disclosed compound can be administered in effective amounts to treat or prevent a disorder and/or prevent the development thereof in subjects.

[00107] Administration of the disclosed compounds can be accomplished via any mode of administration for therapeutic agents. These modes include systemic or local administration such as oral, nasal, parenteral, transdermal, subcutaneous, vaginal, buccal, rectal or topical administration modes.

[00108] Depending on the intended mode of administration, the disclosed compositions can be in solid, semi-solid or liquid dosage form, such as, for example, injectables, tablets, suppositories, pills, time-release capsules, elixirs, tinctures, emulsions, syrups, powders, liquids, suspensions, or the like, sometimes in unit dosages and consistent with conventional pharmaceutical practices. Likewise, they can also be administered in intravenous (both bolus and infusion), intraperitoneal, subcutaneous or intramuscular form, all using forms well known to those skilled in the pharmaceutical arts.

[00109] Illustrative pharmaceutical compositions are tablets and gelatin capsules comprising a Compound of the Invention and a pharmaceutically acceptable carrier, such as a) a diluent, *e.g.*, purified water, triglyceride oils, such as hydrogenated or partially hydrogenated vegetable oil, or mixtures thereof, corn oil, olive oil, sunflower oil, safflower oil, fish oils, such as EPA or DHA, or their esters or triglycerides or mixtures thereof, omega-3 fatty acids or derivatives thereof, lactose, dextrose, sucrose, mannitol, sorbitol, cellulose, sodium, saccharin, glucose and/or

glycine; b) a lubricant, *e.g.*, silica, talcum, stearic acid, its magnesium or calcium salt, sodium oleate, sodium stearate, magnesium stearate, sodium benzoate, sodium acetate, sodium chloride and/or polyethylene glycol; for tablets also; c) a binder, *e.g.*, magnesium aluminum silicate, starch paste, gelatin, tragacanth, methylcellulose, sodium carboxymethylcellulose, magnesium carbonate, natural sugars such as glucose or beta-lactose, corn sweeteners, natural and synthetic gums such as acacia, tragacanth or sodium alginate, waxes and/or polyvinylpyrrolidone, if desired; d) a disintegrant, *e.g.*, starches, agar, methyl cellulose, bentonite, xanthan gum, algiic acid or its sodium salt, or effervescent mixtures; e) absorbent, colorant, flavorant and sweetener; f) an emulsifier or dispersing agent, such as Tween 80, Labrasol, HPMC, DOSS, caproyl 909, labrafac, labrafil, peceol, transcitol, capmul MCM, capmul PG-12, captex 355, gelucire, vitamin E TGPS or other acceptable emulsifier; and/or g) an agent that enhances absorption of the compound such as cyclodextrin, hydroxypropyl-cyclodextrin, PEG400, PEG200.

[00110] Liquid, particularly injectable, compositions can, for example, be prepared by dissolution, dispersion, etc. For example, the disclosed compound is dissolved in or mixed with a pharmaceutically acceptable solvent such as, for example, water, saline, aqueous dextrose, glycerol, ethanol, and the like, to thereby form an injectable isotonic solution or suspension. Proteins such as albumin, chylomicron particles, or serum proteins can be used to solubilize the disclosed compounds.

[00111] The disclosed compounds can be also formulated as a suppository that can be prepared from fatty emulsions or suspensions; using polyalkylene glycols such as propylene glycol, as the carrier.

[00112] The disclosed compounds can also be administered in the form of liposome delivery systems, such as small unilamellar vesicles, large unilamellar vesicles and multilamellar vesicles. Liposomes can be formed from a variety of phospholipids, containing cholesterol, stearylamine or phosphatidylcholines. In some embodiments, a film of lipid components is hydrated with an aqueous solution of drug to a form lipid layer encapsulating the drug, as described in U.S. Pat. No. 5,262,564.

[00113] Disclosed compounds can also be delivered by the use of monoclonal antibodies as individual carriers to which the disclosed compounds are coupled. The disclosed compounds can also be coupled with soluble polymers as targetable drug carriers. Such polymers can include

polyvinylpyrrolidone, pyran copolymer, polyhydroxypropylmethacrylamide-phenol, polyhydroxyethylaspanamidephenol, or polyethyleneoxidepolylysine substituted with palmitoyl residues. Furthermore, the disclosed compounds can be coupled to a class of biodegradable polymers useful in achieving controlled release of a drug, for example, polylactic acid, polyepsilon caprolactone, polyhydroxy butyric acid, polyorthoesters, polyacetals, polydihydropyrans, polycyanoacrylates and cross-linked or amphipathic block copolymers of hydrogels. In one embodiment, disclosed compounds are not covalently bound to a polymer, *e.g.*, a polycarboxylic acid polymer, or a polyacrylate.

[00114] Parental injectable administration is generally used for subcutaneous, intramuscular or intravenous injections and infusions. Injectables can be prepared in conventional forms, either as liquid solutions or suspensions or solid forms suitable for dissolving in liquid prior to injection.

[00115] Another aspect of the invention relates to a pharmaceutical composition comprising a compound of Formulae I or II and a pharmaceutically acceptable carrier. The pharmaceutically acceptable carrier can further include an excipient, diluent, or surfactant.

[00116] Compositions can be prepared according to conventional mixing, granulating or coating methods, respectively, and the present pharmaceutical compositions can contain from about 0.1% to about 99%, from about 5% to about 90%, or from about 1% to about 20% of the disclosed compound by weight or volume.

[00117] The dosage regimen utilizing the disclosed compound is selected in accordance with a variety of factors including type, species, age, weight, sex and medical condition of the patient; the severity of the condition to be treated; the route of administration; the renal or hepatic function of the patient; and the particular disclosed compound employed. A physician or veterinarian of ordinary skill in the art can readily determine and prescribe the effective amount of the drug required to prevent, counter or arrest the progress of the condition.

[00118] Effective dosage amounts of the disclosed compounds, when used for the indicated effects, range from about 0.5 mg to about 5000 mg of the disclosed compound as needed to treat the condition. Compositions for *in vivo* or *in vitro* use can contain about 0.5, 5, 20, 50, 75, 100, 150, 250, 500, 750, 1000, 1250, 2500, 3500, or 5000 mg of the disclosed compound, or, in a

range of from one amount to another amount in the list of doses. In one embodiment, the compositions are in the form of a tablet that can be scored.

[00119] Without wishing to be bound by any particular theory, the compounds of the present invention can inhibit HDACs such as HDAC6 by interacting with the zinc (Zn^{2+}) ion in the protein's active site via the hydroxamic acid group bound to the aromatic ring of the compound. The binding can prevent the zinc ion from interacting with its natural substrates, thus inhibiting the enzyme.

Examples

[00120] The disclosure is further illustrated by the following examples and synthesis examples, which are not to be construed as limiting this disclosure in scope or spirit to the specific procedures herein described. It is to be understood that the examples are provided to illustrate certain embodiments and that no limitation to the scope of the disclosure is intended thereby. It is to be further understood that resort may be had to various other embodiments, modifications, and equivalents thereof which may suggest themselves to those skilled in the art without departing from the spirit of the present disclosure and/or scope of the appended claims.

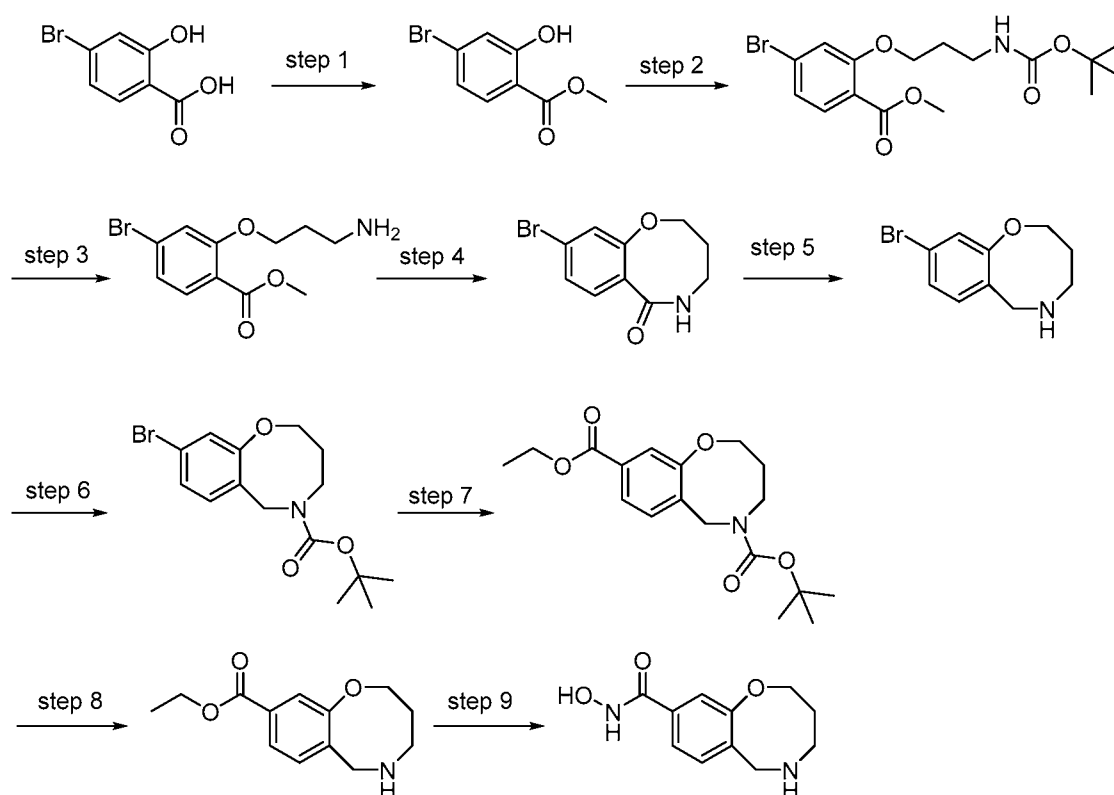
[00121] The present invention includes a number of unique features and advantages compared with other inhibitors of HDAC enzymes, in particular HDAC6. For instance, the present invention features a unique class of small molecule therapeutic agents of Formulae I or II. The compounds were designed by using crystal structure information of HDAC ligand-protein complexes as well as advanced computational chemistry tools. These techniques led to the development of new chemical scaffolds that were iteratively refined to optimize key recognition features between the ligand and receptor known to be necessary for potency.

[00122] Definitions used in the following examples and elsewhere herein are:

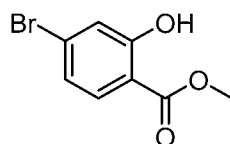
BH_3 :	borane
DMSO:	dimethylsulfoxide
EtOH:	ethanol
H_2SO_4 :	sulfuric acid
KCl:	potassium chloride

LiHMDS:	lithium bis(trimethylsilyl)amide
CH ₂ Cl ₂ :	methylene chloride, dichloromethane
CO:	carbon monoxide
DIEA:	diisopropylethylamine
DMF:	N,N-dimethylformamide
EtOAc:	ethyl acetate
H ₂ O:	water
HCl:	hydrochloric acid
HATU:	1-[bis(dimethylamino)methylene]-1H-1,2,3-triazolo[4,5-b]pyridinium 3-oxid hexafluorophosphate
MeCN:	acetonitrile
MeOH:	methanol
NaHCO ₃ :	sodium bicarbonate
NaOH:	sodium hydroxide
Pd(dppf)Cl ₂ •CH ₂ Cl ₂ :	[1,1'-bis(diphenylphosphino)ferrocene]dichloro palladium(II)-dichloromethane adduct
pet. ether:	petroleum ether
TFA:	trifluoroacetic acid
THF:	tetrahydrofuran

Example 1 - Preparation of N-hydroxy-3,4,5,6-tetrahydro-2H-benzo[b][1,5]oxazocine-9-carboxamide

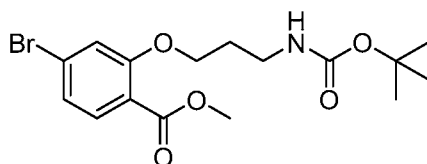


Step-1: Methyl 4-bromo-2-hydroxybenzoate



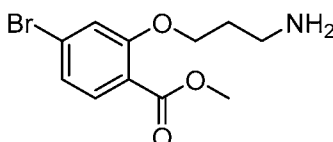
[00123] 4-Bromo-2-hydroxybenzoic acid (10.0 g, 46.08 mmol, 1.0 equiv) and MeOH (50 mL) were placed in a 250-mL round-bottom flask. This was followed by the addition of sulfuric acid (20 mL) dropwise with stirring at 0 °C. The resulting solution was stirred for 16 h at 65 °C in an oil bath, then concentrated under vacuum. The residue was dissolved in EtOAc (300 mL) and washed with H₂O (3x100 mL) and aq. 2N NaHCO₃ (3x100 mL). The organic layer was dried over anhydrous sodium sulfate, filtered, concentrated, and purified by silica gel chromatography (EtOAc/pet. ether, 1:20) to afford methyl 4-bromo-2-hydroxybenzoate as a light yellow solid (7.80 g, 73% yield). MS: (ES, m/z): 231 [M+H]⁺.

Step-2: Methyl 4-bromo-2-(3-(tert-butoxycarbonylamino)propoxy)benzoate



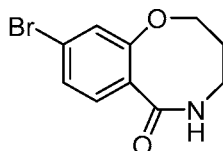
[00124] Methyl 4-bromo-2-hydroxybenzoate (3.00 g, 12.98 mmol, 1.0 equiv) in propan-2-one (15 mL), potassium carbonate (5.40 g, 39.07 mmol, 3.0 equiv) and tert-butyl N-(3-bromopropyl)carbamate (3.7 g, 15.54 mmol, 1.20 equiv) were placed in a 100-mL round-bottom flask. The resulting mixture was stirred for 16 h at 60 °C in an oil bath, then concentrated under vacuum. The residue was dissolved in EtOAc (200 mL) and washed with H₂O (3x100 mL). The organic layer was dried over anhydrous sodium sulfate, filtered, and concentrated to afford methyl 4-bromo-2-(3-(tert-butoxycarbonylamino)propoxy)benzoate as a light yellow oil (5.89 g). This material was used without further purification. MS: (ES, m/z): 388 [M+H]⁺.

Step-3: Methyl 2-(3-aminopropoxy)-4-bromobenzoate



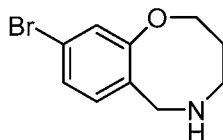
[00125] Methyl 4-bromo-2-(3-(tert-butoxycarbonylamino)propoxy)benzoate (3.0 g, 7.73 mmol) and dichloromethane (10 mL) were placed in a 100-mL round-bottom flask. This was followed by the addition of trifluoroacetic acid (10 mL) dropwise with stirring at 0 °C. The resulting solution was stirred for 3 h at room temperature, then concentrated under vacuum. The residue was dissolved in H₂O (150 mL) and the pH of the solution was adjusted to 8 with aq. 4N NaOH. The resulting solution was extracted with EtOAc (3x100 mL). The organic layer was dried over anhydrous sodium sulfate, filtered, and concentrated under vacuum to afford methyl 2-(3-aminopropoxy)-4-bromobenzoate as a yellow oil (1.57 g, 71% yield). MS: (ES, m/z): 288 [M+H]⁺.

Step-4: 9-Bromo-2,3,4,5-tetrahydro-6H-benzo[b][1,5]oxazocin-6-one



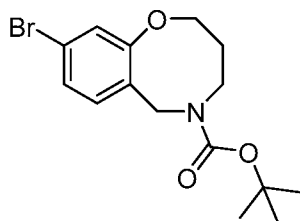
[00126] Methyl 2-(3-aminopropoxy)-4-bromobenzoate (1.57 g, 5.45 mmol, 1.0 equiv) and THF (1.5 L) were placed in a 3-L 3-necked round-bottom flask that has been purged and maintained with an inert atmosphere of nitrogen. This was followed by the addition of a solution of LiHMDS (1M, 27 mL, 5.0 equiv) in THF (31 mL) dropwise with stirring at -5 °C. The resulting solution was stirred for 16 h at room temperature. The reaction was then quenched by the addition of ethanol (30 mL) and concentrated under vacuum. The residue was dissolved in EtOAc (300 mL) and washed with H₂O (3x100 mL). The organic layer was dried over anhydrous sodium sulfate, filtered, concentrated, and purified by silica gel chromatography (MeOH/CH₂Cl₂, 1:20) to afford 9-bromo-2,3,4,5-tetrahydro-6H-benzo[b][1,5]oxazocin-6-one as a red solid (300 mg, 21% yield). MS: (ES, m/z): 256 [M+H]⁺.

Step-5: 9-Bromo-3,4,5,6-tetrahydro-2H-benzo[b][1,5]oxazocine



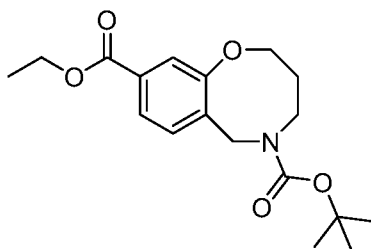
[00127] 9-Bromo-2,3,4,5-tetrahydro-6H-benzo[b][1,5]oxazocin-6-one (300 mg, 1.17 mmol, 1.0 equiv) and THF (10 mL) were placed in a 50-mL round-bottom flask. This was followed by the addition of a solution of borane-tetrahydrofuran complex (1M, 11.80 mL) dropwise with stirring at 0 °C. The resulting solution was stirred for 16 h at 60 °C in an oil bath. The reaction was then cooled to 0 °C and quenched by the addition of MeOH (5 mL) at 0 °C. Then 6M HCl (3 mL) was added. The resulting solution was stirred for 16 h at room temperature. Then the pH of the reaction was adjusted to 8 with aq. 4N NaOH. The resulting mixture was concentrated under vacuum. The residue was dissolved in EtOAc (100 mL) and washed with H₂O (3x30 mL). The organic layer was dried over anhydrous sodium sulfate, filtered, and concentrated to afford 9-bromo-3,4,5,6-tetrahydro-2H-benzo[b][1,5]oxazocine as a light yellow solid (250 mg, 88% yield). MS: (ES, m/z): 242 [M+H]⁺.

Step-6: tert-Butyl 9-bromo-3,4-dihydro-2H-benzo[b][1,5]oxazocine-5(6H)-carboxylate



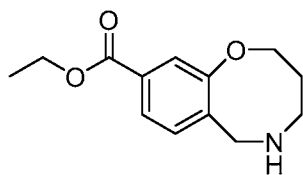
[00128] 9-Bromo-3,4,5,6-tetrahydro-2H-benzo[b][1,5]oxazocine (140 mg, 0.58 mmol, 1.0 equiv), dichloromethane (5 mL), triethylamine (120 mg, 1.19 mmol, 2.0 equiv) and di-tert-butyl oxalate (260 mg, 1.29 mmol, 2.0 equiv) were placed in a 50-mL round-bottom flask. The resulting solution was stirred for 16 h at room temperature. The resulting mixture was concentrated and purified by silica gel chromatography (EtOAc/pet. ether, 1:3) to afford tert-butyl 9-bromo-3,4-dihydro-2H-benzo[b][1,5]oxazocine-5(6H)-carboxylate as a light yellow solid (130 mg, 66% yield). MS: (ES, m/z): 342 [M+H]⁺.

Step-7: 5-(tert-Butyl) 9-ethyl-3,4-dihydro-2H-benzo[b][1,5]oxazocine-5,9(6H)-dicarboxylate



[00129] tert-Butyl 9-bromo-3,4-dihydro-2H-benzo[b][1,5]oxazocine-5(6H)-carboxylate (130 mg, 0.38 mmol, 1.0 equiv) in ethanol (10 mL), triethylamine (115 mg, 1.14 mmol, 3.0 equiv) and Pd(dppf)Cl₂•CH₂Cl₂ (27 mg, 0.04 mmol, 0.10 equiv) were placed in a 20-mL pressure tank reactor and CO(g) (50 atm) was introduced. The resulting mixture was stirred for 16 h at 120 °C in an oil bath and then concentrated under vacuum. The residue was dissolved in EtOAc (50 mL) and washed with H₂O (2x20 mL). The organic layer was dried over anhydrous sodium sulfate, filtered, concentrated, and purified by silica gel chromatography (EtOAc/pet. ether, 1:4) to afford 5-(tert-butyl) 9-ethyl-3,4-dihydro-2H-benzo[b][1,5]oxazocine-5,9(6H)-dicarboxylate as light yellow oil (90 mg, 71% yield). MS: (ES, m/z): 336 [M+H]⁺.

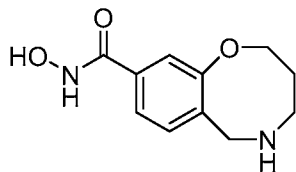
Step-8: Ethyl 3,4,5,6-tetrahydro-2H-benzo[b][1,5]oxazocine-9-carboxylate



[00130] 5-(tert-Butyl) 9-ethyl-3,4-dihydro-2H-benzo[b][1,5]oxazocine-5,9(6H)-dicarboxylate (90 mg, 0.27 mmol, 1.0 equiv) and dichloromethane (5 mL) were placed in a 50-mL round-bottom flask. This was followed by the addition of trifluoroacetic acid (5 mL) dropwise with stirring at 0 °C. The resulting solution was stirred for 16 h at room temperature, then

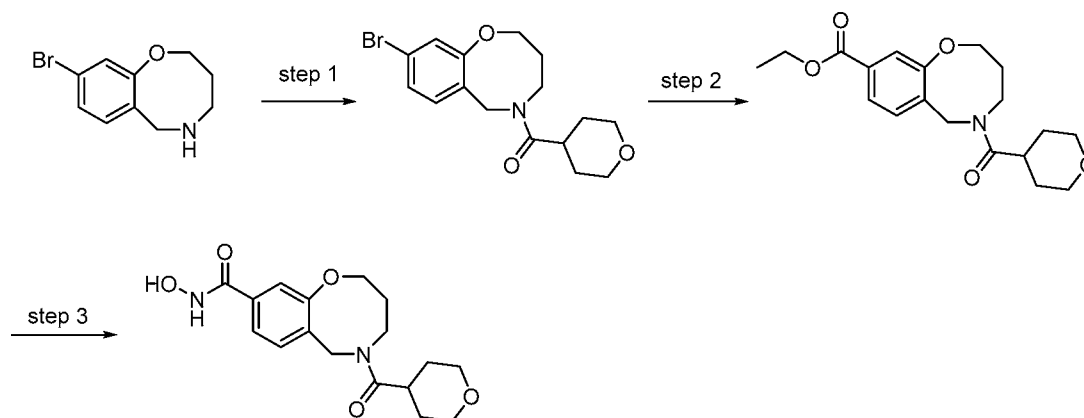
concentrated under vacuum. The residue was dissolved in H₂O (50 mL). The pH of the solution was adjusted to 8 with aq. 4N NaOH. The resulting solution was extracted with EtOAc (3x20 mL). The organic layer was dried over anhydrous sodium sulfate, filtered, and concentrated to afford ethyl 3,4,5,6-tetrahydro-2H-benzo[b][1,5]oxazocine-9-carboxylate as light yellow oil (60 mg, 95% yield). MS: (ES, m/z): 236 [M+H]⁺.

Step-9: N-hydroxy-3,4,5,6-tetrahydro-2H-benzo[b][1,5]oxazocine-9-carboxamide

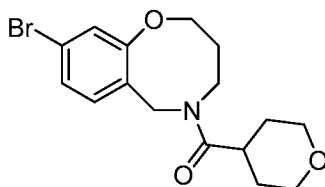


[00131] Ethyl 3,4,5,6-tetrahydro-2H-benzo[b][1,5]oxazocine-9-carboxylate (60 mg, 0.26 mmol, 1.0 equiv) and THF/MeOH (4:1, 1.5 mL) were placed in a 8-mL vial. Then solutions of hydroxylamine (50% in water, 0.51 mL, 30 equiv) and aq. 1M NaOH (0.51 mL, 2.0 equiv) were added at the same time. The resulting solution was stirred for 2 h at room temperature. The crude product was purified by Prep-HPLC (Column: XBridge BEH C18 OBD Prep 5μm 19x250mm; Mobile Phase A: Water/0.05% TFA; Mobile Phase B: MeCN; Flow rate: 20 mL/min; Gradient: 2% B to 8% B in 6 min; Detector: UV 254, 220 nm). 1N HCl (0.26 mL, 1.0 equiv) was added to the product fractions and the mixture was lyophilized with 2N HCl (1 mL) to afford the hydrochloride salt of N-hydroxy-3,4,5,6-tetrahydro-2H-benzo[b][1,5]oxazocine-9-carboxamide as a off-white solid (23.7 mg, 36% yield). ¹H-NMR (400 MHz, DMSO-d₆) δ (ppm): 11.35 (s, 1H), 9.42 (br s, 2H), 9.14 (br s, 1H), 7.61-7.54 (m, 3H), 4.17-4.15 (t, *J* = 4.8 Hz, 4H), 3.13 (s, 2H), 1.82 (s, 2H). MS: (ES, m/z): 223 [M-HCl+H]⁺.

Example 2 - Preparation of N-hydroxy-5-(tetrahydro-2H-pyran-4-carbonyl)-3,4,5,6-tetrahydro-2H-benzo[b][1,5]oxazocine-9-carboxamide

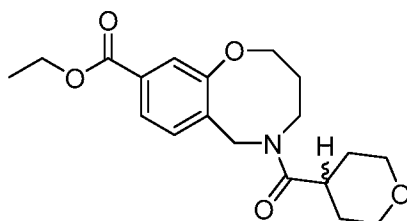


Step-1: 9-Bromo-3,4-dihydro-2H-benzo[b][1,5]oxazocin-5(6H)-yl)(tetrahydro-2H-pyran-4-yl)methanone



[00132] 9-Bromo-3,4,5,6-tetrahydro-2H-benzo[b][1,5]oxazocine (250 mg, 1.03 mmol, 1.0 equiv) and DMF (3 mL) were placed in a 25-mL round-bottom flask. This was followed by the addition of oxane-4-carboxylic acid (162 mg, 1.24 mmol, 1.2 equiv), HATU (471 mg, 1.95 mmol, 1.2 equiv) and DIEA (402 mg, 3.11 mmol, 3.0 equiv) at 0 °C. The resulting solution was stirred for 16 h at room temperature. The resulting solution was diluted with EtOAc (15 mL) and washed with H₂O (5x50 mL). The organic layer was dried over anhydrous sodium sulfate, filtered, concentrated, and purified by silica gel chromatography (MeOH/CH₂Cl₂, 1:25) to afford 9-bromo-3,4-dihydro-2H-benzo[b][1,5]oxazocin-5(6H)-yl)(tetrahydro-2H-pyran-4-yl)methanone as light yellow oil (200 mg, 55% yield). MS: (ES, m/z): 354 [M+H]⁺.

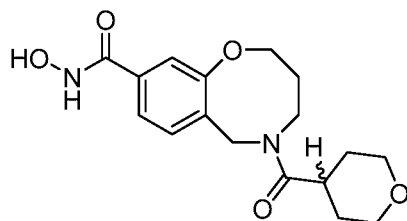
Step-2: Ethyl 5-(tetrahydro-2H-pyran-4-carbonyl)-3,4,5,6-tetrahydro-2H-benzo[b][1,5]oxazocine-9-carboxylate



[00133] 9-Bromo-3,4-dihydro-2H-benzo[b][1,5]oxazocin-5(6H)-yl)(tetrahydro-2H-pyran-4-yl)methanone (170 mg, 0.48 mmol, 1.0 equiv) in EtOH (15 mL), triethylamine (242 mg, 2.39

mmol, 3.0 equiv) and Pd(dppf)Cl₂•CH₂Cl₂ (36 mg, 0.05 mmol, 0.10 equiv) were placed in a 20-mL pressure tank reactor and CO(g) (50 atm) was introduced. The resulting mixture was stirred for 16 h at 120 °C in an oil bath. The resulting mixture was concentrated and purified by silica gel chromatography (MeOH/CH₂Cl₂, 1:25) to afford ethyl 5-(tetrahydro-2H-pyran-4-carbonyl)-3,4,5,6-tetrahydro-2H-benzo[b][1,5]oxazocine-9-carboxylate as light brown oil (160 mg, 96% yield). MS: (ES, m/z): 348 [M+H]⁺.

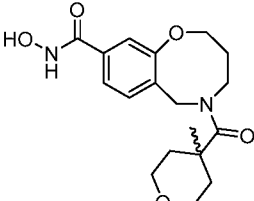
Step-3: N-Hydroxy-5-(tetrahydro-2H-pyran-4-carbonyl)-3,4,5,6-tetrahydro-2H-benzo[b][1,5]oxazocine-9-carboxamide



[00134] Ethyl 5-(tetrahydro-2H-pyran-4-carbonyl)-3,4,5,6-tetrahydro-2H-benzo[b][1,5]oxazocine-9-carboxylate (85 mg, 0.24 mmol, 1.0 equiv) and THF/MeOH (4:1, 1.5 mL) were placed in a 8-mL vial. Then solutions of hydroxylamine (50% in water, 0.48 mL, 30 equiv) and aq. 1N NaOH (0.49 mL, 2.0 equiv) were added at the same time. The resulting solution was stirred for 2 h at room temperature. The crude product was purified by Prep-HPLC (Column: XBridge C18 OBD Prep 5μm 19x150mm; Mobile Phase A: Water/0.1% Formic Acid; Mobile Phase B: MeCN; Flow rate: 25 mL/min; Gradient: 5% B to 43% B in 7 min; Detector: UV 254, 220 nm) to afford N-hydroxy-5-(tetrahydro-2H-pyran-4-carbonyl)-3,4,5,6-tetrahydro-2H-benzo[b][1,5]oxazocine-9-carboxamide as a pink solid (12.7 mg, 16 % yield). ¹H-NMR (400 MHz, DMSO-d₆) δ (ppm): 11.10 (br s, 1H), 9.05 (br s, 1H), 7.53-7.39 (m, 3H), 4.71-4.48 (d, 2H), 4.16-4.03 (m, 2H), 3.82-3.67 (m, 4H), 3.37-3.30 (m, 2H), 3.00-2.76 (m, 1H), 1.76-1.72 (m, 2H), 1.61-1.25 (m, 4H). MS: (ES, m/z): 335 [M+H]⁺.

Table-1: The following compound was prepared by the method of Example 2.

<u>Structure</u>	<u>Found</u> <u>M+H</u>	<u>¹H-NMR (400 MHz, DMSO-d₆) δ (ppm)</u>
------------------	----------------------------	----------------------------------------------------------------

	(ES, m/z): 349 [M+H] ⁺	11.16 (br s, 1H), 9.05 (br s, 1H), 7.49-7.44 (m, 3H), 4.56 (s, 2H), 4.17-4.14 (t, <i>J</i> = 5.6 Hz, 2H), 3.82-3.80 (t, <i>J</i> = 4 Hz, 2H), 3.60-3.55 (m, 2H), 3.40-3.36 (t <i>J</i> = 8.8 Hz, 2H), 1.97-1.94 (d, <i>J</i> = 14.4 Hz, 2H), 1.65 (s, 2H), 1.46-1.40 (m, 2H), 1.22 (s, 3H).
-----------------------------------------------------------------------------------	--------------------------------------	---------------------------------------------------------------------------------------------------------------------------------------------------------------------------------------------------------------------------------------------------------------------------------------------

Example 3 – In vitro histone deacetylase assay

[00135] The enzymatic HDAC6 assay was performed using electrophoretic mobility shift assay. Full length human recombinant HDAC6 protein were expressed in baculoviral system and purified by affinity chromatography. The enzymatic reactions were assembled in 384 well plates in a total volume of 25 μ L in a reaction buffer composing: 100 mM HEPES, pH7.5, 25 mM KCl, 0.1% bovine serum albumin, 0.01% Triton X-100, 1% DMSO (from compounds) 2 μ M of the fluorescently labeled peptide substrate and enzyme. The enzyme was added at a final concentration of 1 nM. The peptide substrate RHKK(Ac)-NH₂ was used. The compounds were tested at 12 concentrations spaced by 3x dilution intervals. Negative control samples (0%-inhibition in the absence of inhibitor) and positive control samples (100%-inhibition) were assembled in replicates of four in each assay plate. The reactions were incubated at 25 °C and quenched by the addition of 45 μ L of termination buffer (100 mM HEPES, pH 7.5, 0.01% Triton X-100, 0.05% SDS).

[00136] The terminated assay plates were analyzed on LabChip® 3000 microfluidic electrophoresis instrument (Perkin Elmer/Caliper Life Sciences). The fluorescence intensity of the electrophoretically separated de-acetylated product and substrate peptide were measured. Activity in each sample was determined as the product to sum ratio (PSR): $P/(S+P)$, where P is the peak height of the product peptide and S is the peak height of the substrate peptide. Percent inhibition (Pinh) was determined using the following equation:

[00137] $\text{Pinh} = (\text{PSR}_{0\%} - \text{PSR}_{\text{inh}}) / (\text{PSR}_{0\%} - \text{PSR}_{100\%}) * 100$, where PSR_{inh} is the product sum ratio in the presence of inhibitor, PSR_{0%} is the average product sum ration in the absence of inhibitor and PSR_{100%} is the average product sum ratio in 100%-inhibition control samples. The IC₅₀ values of inhibitors are determined by fitting the %-inhibition curves with 4 parameter dose-response model using XLfit 4 software.

[00138] As set forth in Table 2, below, IC₅₀ values are defined as follows: IC₅₀ ≤ 0.1 μM (+++); IC₅₀ > 0.1 μM and ≤ 0.5 μM (++); IC₅₀ > 0.5 μM (+).

Table-2: Inhibitory Concentration (IC₅₀) Values for Representative Compounds against HDAC6.

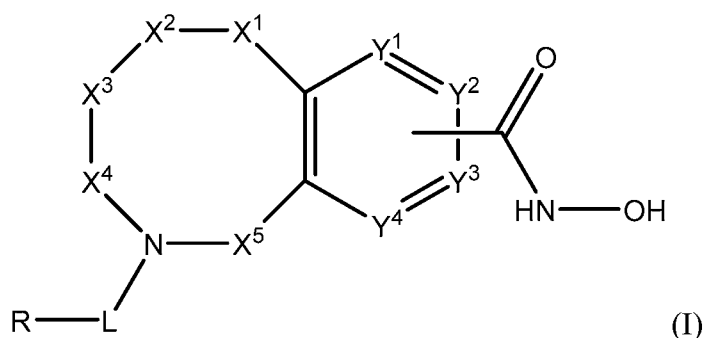
NAME	Activity Range
N-hydroxy-3,4,5,6-tetrahydro-2H-benzo[b][1,5]oxazocine-9-carboxamide	+
N-hydroxy-5-(tetrahydro-2H-pyran-4-carbonyl)-3,4,5,6-tetrahydro-2H-benzo[b][1,5]oxazocine-9-carboxamide	++
N-hydroxy-5-(4-methyltetrahydro-2H-pyran-4-carbonyl)-3,4,5,6-tetrahydro-2H-benzo[b][1,5]oxazocine-9-carboxamide	+++

Equivalents

[00139] While the present invention has been described in conjunction with the specific embodiments set forth above, many alternatives, modifications and other variations thereof will be apparent to those of ordinary skill in the art. All such alternatives, modifications and variations are intended to fall within the spirit and scope of the present invention.

Claims:

1. A compound of Formula I:



or a pharmaceutically acceptable salt, prodrug, solvate, hydrate, tautomer or isomer thereof, wherein:

X^1 and X^2 are each independently CR^1R^2 , NR^3 , O, C=O, SO_2 , S(O) or S;

X^3 , X^4 and X^5 are each independently CR^1R^2 , C=O, S(O) or SO_2 ;

Y^1 and Y^4 are each independently N or CR^1 ;

Y^2 and Y^3 are each independently N or CR^1 when not bonded to $-C(O)NHOH$ and Y^2 and Y^3 are C when bonded to $-C(O)NHOH$;

L is a bond, $-(CR^1R^2)_n-$, $-C(O)-$, $-C(O)O-$, $-C(O)NR^3-$, $-S(O)_2-$, $-S(O)_2NR^3-$, $-S(O)-$, $-S(O)NR^3-$, $-C(O)(CR^1R^2)_nO-$, or $-C(O)(CR^1R^2)_n-$;

R is independently, and at each occurrence, $-H$, $-C_1-C_6$ alkyl, $-C_2-C_6$ alkenyl, $-C_4-C_8$ cycloalkenyl, $-C_2-C_6$ alkynyl, $-C_3-C_8$ cycloalkyl, $-C_5-C_{12}$ spirocycle, heterocyclyl, spiroheterocyclyl, aryl, or heteroaryl containing 1-5 heteroatoms selected from the group consisting of N, S, P, or O, wherein each alkyl, alkenyl, cycloalkenyl, alkynyl, cycloalkyl, spirocycle, heterocyclyl, spiroheterocyclyl, aryl, or heteroaryl is optionally substituted with one or more $-OH$, halogen, oxo, $-NO_2$, $-CN$, $-R^1$, $-R^2$, $-OR^3$, $-NHR^3$, $-NR^3R^4$, $-S(O)_2NR^3R^4$, $-S(O)_2R^1$, $-C(O)R^1$, $-CO_2R^1$, $-NR^3S(O)_2R^1$, $-S(O)R^1$, $-S(O)NR^3R^4$, $-NR^3S(O)R^1$, heterocycle, aryl, or heteroaryl, with the proviso that when L is $-C(O)-$ the spiroheterocyclyl is not bound to L via a nitrogen atom;

R^1 and R^2 are independently, and at each occurrence, $-H$, R^3 , R^4 , $-C_1-C_6$ alkyl, $-C_2-C_6$ alkenyl, $-C_4-C_8$ cycloalkenyl, $-C_2-C_6$ alkynyl, $-C_3-C_8$ cycloalkyl, heterocyclyl, aryl, heteroaryl containing 1-5 heteroatoms selected from the group consisting of N, S, P, or O, $-OH$, halogen, $-$

NO₂, -CN, -NHC₁-C₆alkyl, -N(C₁-C₆alkyl)₂, -S(O)₂N(C₁-C₆alkyl)₂, -N(C₁-C₆alkyl)S(O)₂R⁵, -S(O)₂(C₁-C₆alkyl), -(C₁-C₆alkyl)S(O)₂R⁵, -C(O)C₁-C₆alkyl, -CO₂C₁-C₆alkyl, -N(C₁-C₆alkyl)S(O)₂C₁-C₆alkyl, or (CHR⁵)_nNR³R⁴, wherein each alkyl, alkenyl, cycloalkenyl, alkynyl, cycloalkyl, heterocyclyl, aryl, or heteroaryl is optionally substituted with one or more substituents selected from -OH, halogen, -NO₂, oxo, -CN, -R⁵, -OR³, -NHR³, NR³R⁴, -S(O)₂N(R³)₂, -S(O)₂R⁵, -C(O)R⁵, -CO₂R⁵, -NR³S(O)₂R⁵, -S(O)R⁵, -S(O)NR³R⁴, -NR³S(O)R⁵, heterocycle, aryl, or heteroaryl containing 1-5 heteroatoms selected from the group consisting of N, S, P, or O;

or R¹ and R² may combine with the carbon atom to which they are both attached to form a spirocycle, spiroheterocycle, or a spirocycloalkenyl;

or R¹ and R², when on adjacent atoms, can combine to form a heterocycle, cycloalkyl, aryl, heteroaryl containing 1-5 heteroatoms selected from the group consisting of N, S, P, or O, or cycloalkenyl;

or R¹ and R², when on non-adjacent atoms, can combine to form a bridging cycloalkyl or heterocycloalkyl wherein the bridge between X¹ and X⁴ cannot contain exactly one carbon;

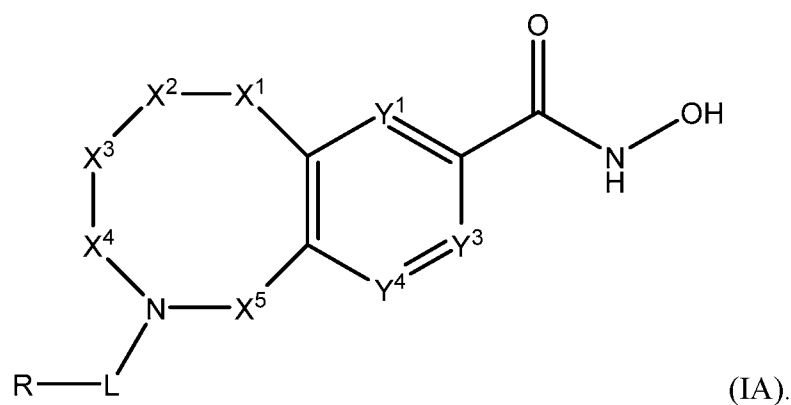
R³ and R⁴ are independently, and at each occurrence, -H, -C₁-C₆alkyl, -C₂-C₆alkenyl, -C₄-C₈cycloalkenyl, -C₂-C₆alkynyl, -C₃-C₈cycloalkyl, heterocyclyl, aryl, heteroaryl containing 1-5 heteroatoms selected from the group consisting of N, S, P, or O, -S(O)₂N(C₁-C₆alkyl)₂, -S(O)₂(C₁-C₆alkyl), -(C₁-C₆alkyl)S(O)₂R⁵, -C(O)C₁-C₆alkyl, -CO₂C₁-C₆alkyl, or -(CHR⁵)_nN(C₁-C₆alkyl)₂, wherein each alkyl, alkenyl, cycloalkenyl, alkynyl, cycloalkyl, heterocyclyl, aryl, and heteroaryl is optionally substituted with one or more substituents selected from -OH, halogen, -NO₂, oxo, -CN, -R⁵, -O(C₁-C₆)alkyl, -NH(C₁-C₆)alkyl, N(C₁-C₆alkyl)₂, -S(O)₂N(C₁-C₆alkyl)₂, -S(O)₂NHC₁-C₆alkyl, -C(O)C₁-C₆alkyl, -CO₂C₁-C₆alkyl, -N(C₁-C₆alkyl)S(O)₂C₁-C₆alkyl, -S(O)R⁵, -S(O)N(C₁-C₆alkyl)₂, -N(C₁-C₆alkyl)S(O)R⁵, heterocycle, aryl, or heteroaryl containing 1-5 heteroatoms selected from the group consisting of N, S, P, or O;

R⁵ is independently, and at each occurrence, -H, -C₁-C₆alkyl, -C₂-C₆alkenyl, -C₃-C₈cycloalkenyl, -C₂-C₆alkynyl, -C₃-C₈cycloalkyl, heterocyclyl, aryl, heteroaryl, -OH, halogen, -NO₂, -CN, -NHC₁-C₆alkyl, -N(C₁-C₆alkyl)₂, -S(O)₂NH(C₁-C₆alkyl), -S(O)₂N(C₁-C₆alkyl)₂, -S(O)₂C₁-C₆alkyl, -C(O)C₁-C₆alkyl, -CO₂C₁-C₆alkyl, -N(C₁-C₆alkyl)SO₂C₁-C₆alkyl, -S(O)(C₁-C₆alkyl), -S(O)N(C₁-C₆alkyl)₂, -N(C₁-C₆alkyl)S(O)(C₁-C₆alkyl) or (CH₂)_nN(C₁-C₆alkyl)₂; and

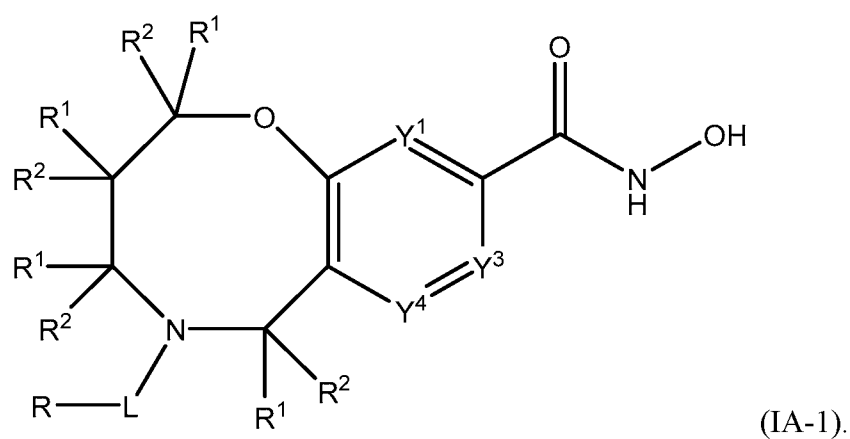
n is independently, and at each occurrence, an integer from 0 to 6;

provided that X^1 , X^2 , X^3 , X^4 and X^5 are not all CR^1R^2 at the same time.

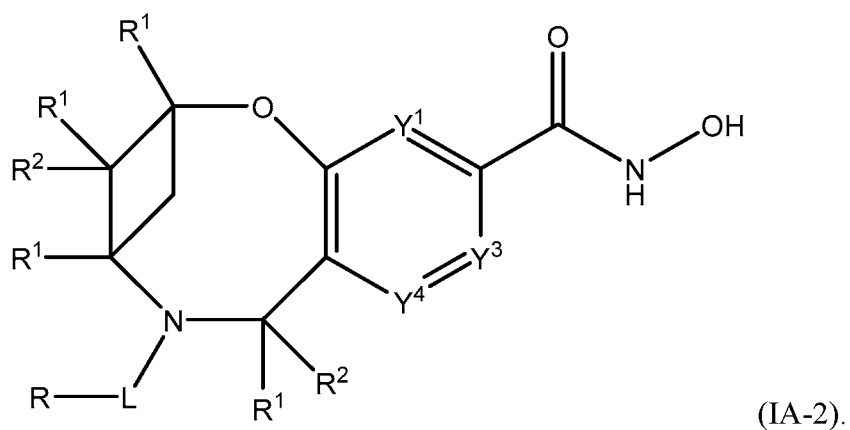
2. The compound of claim 1, wherein X^5 is CR^1R^2 .
3. The compound of claim 1, wherein X^1 is NR^3 , O, $C=O$, SO_2 , or S.
4. The compound of claim 1, wherein X^1 is O and X^5 is CR^1R^2 .
5. The compound of claim 1, wherein L is CH_2 .
6. The compound of claim 1 wherein L is $-C(O)-$.
7. The compound of claim 1, wherein the compound is of the Formula IA:



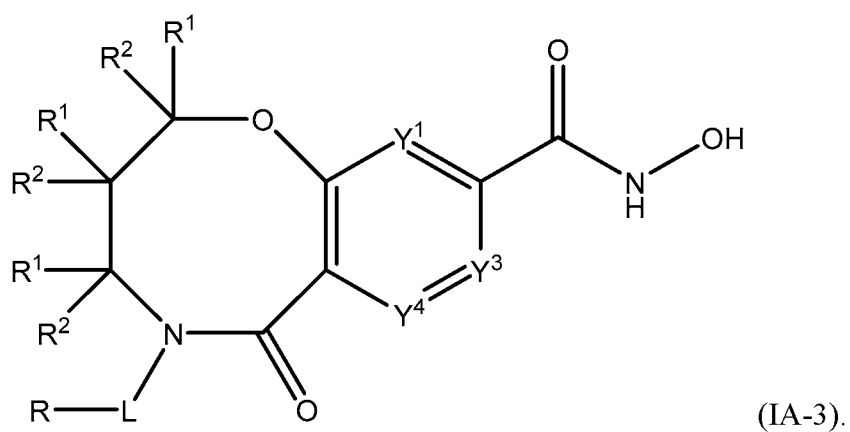
8. The compound of claim 1, wherein the compound is of the Formula IA-1:



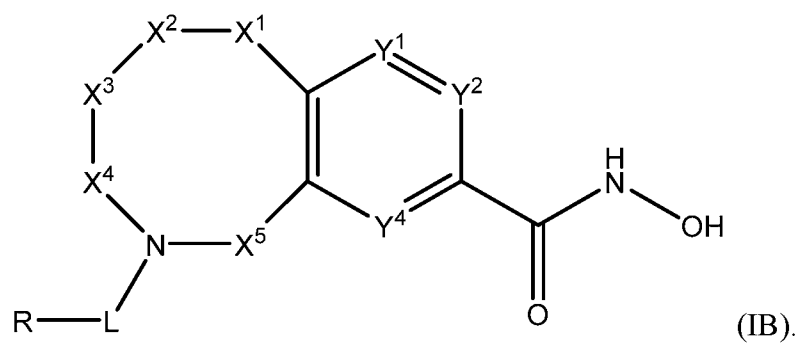
9. The compound of claim 1, wherein the compound is of the Formula IA-2:



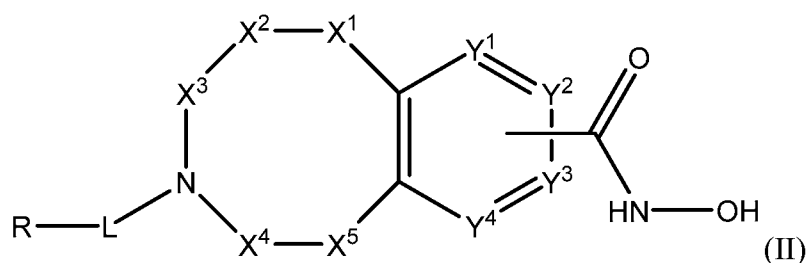
10. The compound of claim 1, wherein the compound is of the Formula IA-3:



11. The compound of claim 1, wherein the compound is of the Formula IB:



12. A compound of Formula II:



or a pharmaceutically acceptable salt, prodrug, solvate, hydrate, tautomer or isomer thereof, wherein:

X^1 is independently CR^1R^2 , NR^3 , O, $C=O$, SO_2 , $S(O)$ or S;

X^2 , X^3 , X^4 and X^5 are each independently CR^1R^2 , $C=O$, $S(O)$ or SO_2 ;

Y^1 and Y^4 are each independently N or CR^1 ;

Y^2 and Y^3 are each independently N or CR^1 when not bonded to $-C(O)NHOH$ and Y^2 and Y^3 are C when bonded to $-C(O)NHOH$;

L is a bond, $-(CR^1R^2)_n-$, $-C(O)-$, $-C(O)O-$, $-C(O)NR^3-$, $-S(O)_2-$, $-S(O)_2NR^3-$, $-S(O)-$, $-S(O)NR^3-$, $-C(O)(CR^1R^2)_nO-$, or $-C(O)(CR^1R^2)_n-$;

R is independently, and at each occurrence, $-H$, $-C_1-C_6$ alkyl, $-C_2-C_6$ alkenyl, $-C_4-C_8$ cycloalkenyl, $-C_2-C_6$ alkynyl, $-C_3-C_8$ cycloalkyl, $-C_5-C_{12}$ spirocycle, heterocyclyl, spiroheterocyclyl, aryl, or heteroaryl containing 1-5 heteroatoms selected from the group consisting of N, S, P, or O, wherein each alkyl, alkenyl, cycloalkenyl, alkynyl, cycloalkyl, spirocycle, heterocyclyl, spiroheterocyclyl, aryl, or heteroaryl is optionally substituted with one or more $-OH$, halogen, oxo, $-NO_2$, $-CN$, $-R^1$, $-R^2$, $-OR^3$, $-NHR^3$, $-NR^3R^4$, $-S(O)_2NR^3R^4$, $-S(O)_2R^1$, $-C(O)R^1$, or $-CO_2R^1$, $-NR^3S(O)_2R^1$, $-S(O)R^1$, $-S(O)NR^3R^4$, $-NR^3S(O)R^1$, heterocycle, aryl, or heteroaryl, with the proviso that when L is $-C(O)-$ the spiroheterocyclyl is not bound to L via a nitrogen atom;

R^1 and R^2 are independently, and at each occurrence, $-H$, R^3 , R^4 , $-C_1-C_6$ alkyl, $-C_2-C_6$ alkenyl, $-C_4-C_8$ cycloalkenyl, $-C_2-C_6$ alkynyl, $-C_3-C_8$ cycloalkyl, heterocyclyl, aryl, heteroaryl containing 1-5 heteroatoms selected from the group consisting of N, S, P, or O, $-OH$, halogen, $-NO_2$, $-CN$, $-NHC_1-C_6$ alkyl, $-N(C_1-C_6$ alkyl) $_2$, $-S(O)_2N(C_1-C_6$ alkyl) $_2$, $-N(C_1-C_6$ alkyl) $S(O)_2R^5$, $-S(O)_2(C_1-C_6$ alkyl), $-(C_1-C_6$ alkyl) $S(O)_2R^5$, $-C(O)C_1-C_6$ alkyl, $-CO_2C_1-C_6$ alkyl, $-N(C_1-C_6$ alkyl) $S(O)_2C_1-C_6$ alkyl, or $(CHR^5)_nNR^3R^4$, wherein each alkyl, alkenyl, cycloalkenyl, alkynyl, cycloalkyl, heterocyclyl, aryl, or heteroaryl is optionally substituted with one or more

substituents selected from $-\text{OH}$, halogen, $-\text{NO}_2$, oxo, $-\text{CN}$, $-\text{R}^5$, $-\text{OR}^3$, $-\text{NHR}^3$, NR^3R^4 , $-\text{S}(\text{O})_2\text{N}(\text{R}^3)_2$, $-\text{S}(\text{O})_2\text{R}^5$, $-\text{C}(\text{O})\text{R}^5$, $-\text{CO}_2\text{R}^5$, $-\text{NR}^3\text{S}(\text{O})_2\text{R}^5$, $-\text{S}(\text{O})\text{R}^5$, $-\text{S}(\text{O})\text{NR}^3\text{R}^4$, $-\text{NR}^3\text{S}(\text{O})\text{R}^5$, heterocycle, aryl, or heteroaryl;

or R^1 and R^2 may combine with the carbon atom to which they are both attached to form a spirocycle, spiroheterocycle, or a spirocycloalkenyl;

or R^1 and R^2 , when on adjacent atoms, can combine to form a heterocycle, cycloalkyl, aryl, heteroaryl containing 1-5 heteroatoms selected from the group consisting of N, S, P, or O, or cycloalkenyl;

or R^1 and R^2 , when on non-adjacent atoms, can combine to form a bridging cycloalkyl or heterocycloalkyl;

R^3 and R^4 are independently, and at each occurrence, $-\text{H}$, $-\text{C}_1\text{-C}_6\text{alkyl}$, $-\text{C}_2\text{-C}_6\text{alkenyl}$, $-\text{C}_4\text{-C}_8\text{cycloalkenyl}$, $-\text{C}_2\text{-C}_6\text{alkynyl}$, $-\text{C}_3\text{-C}_8\text{cycloalkyl}$, heterocyclyl, aryl, heteroaryl containing 1-5 heteroatoms selected from the group consisting of N, S, P, or O, $-\text{S}(\text{O})_2\text{N}(\text{C}_1\text{-C}_6\text{alkyl})_2$, $-\text{S}(\text{O})_2(\text{C}_1\text{-C}_6\text{alkyl})$, $-(\text{C}_1\text{-C}_6\text{alkyl})\text{S}(\text{O})_2\text{R}^5$, $-\text{C}(\text{O})\text{C}_1\text{-C}_6\text{alkyl}$, $-\text{CO}_2\text{C}_1\text{-C}_6\text{alkyl}$, or $-(\text{CHR}^5)_n\text{N}(\text{C}_1\text{-C}_6\text{alkyl})_2$, wherein each alkyl, alkenyl, cycloalkenyl, alkynyl, cycloalkyl, heterocyclyl, aryl, and heteroaryl is optionally substituted with one or more substituents selected from $-\text{OH}$, halogen, $-\text{NO}_2$, oxo, $-\text{CN}$, $-\text{R}^5$, $-\text{O}(\text{C}_1\text{-C}_6\text{alkyl})$, $-\text{NH}(\text{C}_1\text{-C}_6\text{alkyl})$, $\text{N}(\text{C}_1\text{-C}_6\text{alkyl})_2$, $-\text{S}(\text{O})_2\text{N}(\text{C}_1\text{-C}_6\text{alkyl})_2$, $-\text{S}(\text{O})_2\text{NHC}_1\text{-C}_6\text{alkyl}$, $-\text{C}(\text{O})\text{C}_1\text{-C}_6\text{alkyl}$, $-\text{CO}_2\text{C}_1\text{-C}_6\text{alkyl}$, $-\text{N}(\text{C}_1\text{-C}_6\text{alkyl})\text{S}(\text{O})_2\text{C}_1\text{-C}_6\text{alkyl}$, $-\text{S}(\text{O})\text{R}^5$, $-\text{S}(\text{O})\text{N}(\text{C}_1\text{-C}_6\text{alkyl})_2$, $-\text{N}(\text{C}_1\text{-C}_6\text{alkyl})\text{S}(\text{O})\text{R}^5$, heterocycle, aryl, or heteroaryl containing 1-5 heteroatoms selected from the group consisting of N, S, P, or O;

R^5 is independently, and at each occurrence, $-\text{H}$, $-\text{C}_1\text{-C}_6\text{alkyl}$, $-\text{C}_2\text{-C}_6\text{alkenyl}$, $-\text{C}_3\text{-C}_8\text{cycloalkenyl}$, $-\text{C}_2\text{-C}_6\text{alkynyl}$, $-\text{C}_3\text{-C}_8\text{cycloalkyl}$, heterocyclyl, aryl, heteroaryl, $-\text{OH}$, halogen, $-\text{NO}_2$, $-\text{CN}$, $-\text{NHC}_1\text{-C}_6\text{alkyl}$, $-\text{N}(\text{C}_1\text{-C}_6\text{alkyl})_2$, $-\text{S}(\text{O})_2\text{NH}(\text{C}_1\text{-C}_6\text{alkyl})$, $-\text{S}(\text{O})_2\text{N}(\text{C}_1\text{-C}_6\text{alkyl})_2$, $-\text{S}(\text{O})_2\text{C}_1\text{-C}_6\text{alkyl}$, $-\text{C}(\text{O})\text{C}_1\text{-C}_6\text{alkyl}$, $-\text{CO}_2\text{C}_1\text{-C}_6\text{alkyl}$, $-\text{N}(\text{C}_1\text{-C}_6\text{alkyl})\text{SO}_2\text{C}_1\text{-C}_6\text{alkyl}$, $-\text{S}(\text{O})(\text{C}_1\text{-C}_6\text{alkyl})$, $-\text{S}(\text{O})\text{N}(\text{C}_1\text{-C}_6\text{alkyl})_2$, $-\text{N}(\text{C}_1\text{-C}_6\text{alkyl})\text{S}(\text{O})(\text{C}_1\text{-C}_6\text{alkyl})$ or $(\text{CH}_2)_n\text{N}(\text{C}_1\text{-C}_6\text{alkyl})_2$; and

n is independently and at each occurrence an integer from 0 to 6;

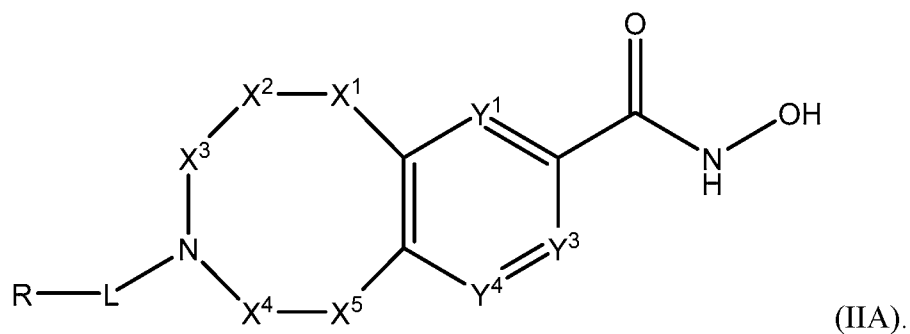
provided that X^1 , X^2 , X^3 , X^4 and X^5 are not all CR^1R^2 at the same time.

13. The compound of claim 12, wherein X^5 is CR^1R^2 .

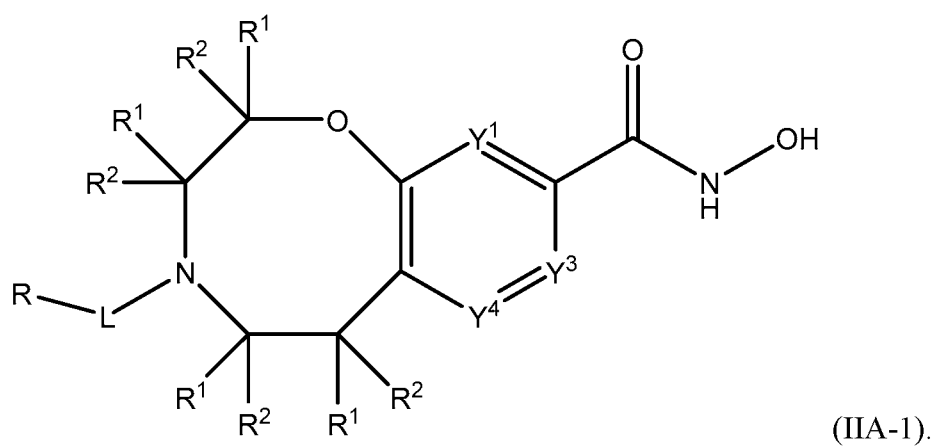
14. The compound of claim 12, wherein X^1 is NR^3 , O, C=O, SO_2 , or S.

15. The compound of claim 12, wherein X^1 is O and X^5 is CR^1R^2 .

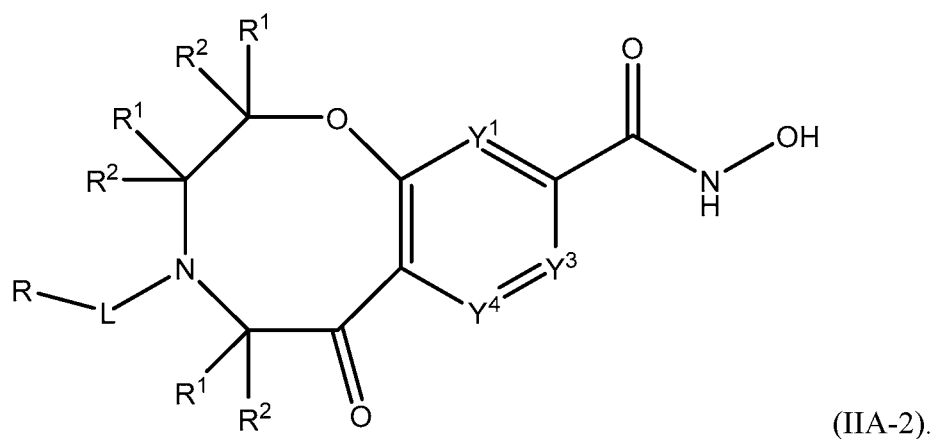
16. The compound of claim 12 wherein L is CH₂.
17. The compound of claim 12 wherein L is -C(O) -.
18. The compound of claim 12 wherein the compound is of the formula IIA:



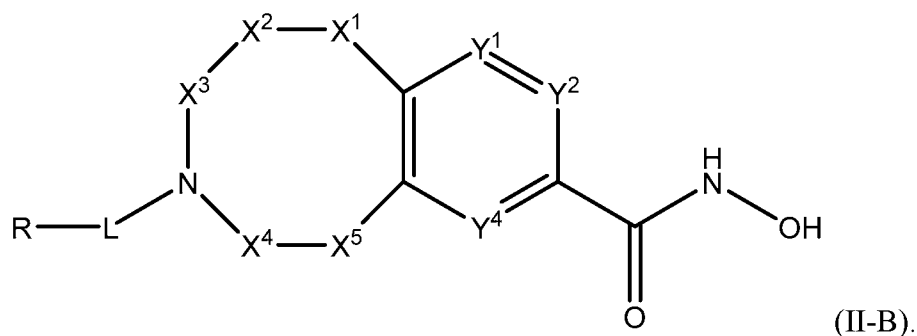
19. The compound of claim 12 wherein the compound is of the formula IIA-1



20. The compound of claim 12 wherein the compound is of the formula IIA-2:



21. The compound of claim 12 wherein the compound is of the Formula II-B:



22. The compound of claim 1 selected from the group consisting of:

N-hydroxy-3,4,5,6-tetrahydro-2H-benzo[b][1,5]oxazocine-9-carboxamide;

N-hydroxy-5-(tetrahydro-2H-pyran-4-carbonyl)-3,4,5,6-tetrahydro-2H-benzo[b][1,5]oxazocine-9-carboxamide;

N-hydroxy-5-(4-methyltetrahydro-2H-pyran-4-carbonyl)-3,4,5,6-tetrahydro-2H-benzo[b][1,5]oxazocine-9-carboxamide;

N-hydroxy-5-phenyl-3,4,5,6-tetrahydro-2H-benzo[b][1,5]oxazocine-9-carboxamide;

5-benzyl-N-hydroxy-3,4,5,6-tetrahydro-2H-benzo[b][1,5]oxazocine-9-carboxamide;

5-benzoyl-N-hydroxy-3,4,5,6-tetrahydro-2H-benzo[b][1,5]oxazocine-9-carboxamide;

5-(cyclohexanecarbonyl)-N-hydroxy-3,4,5,6-tetrahydro-2H-benzo[b][1,5]oxazocine-9-carboxamide;

N-hydroxy-5-(phenylsulfonyl)-3,4,5,6-tetrahydro-2H-benzo[b][1,5]oxazocine-9-carboxamide;

N9-hydroxy-N5-phenyl-3,4-dihydro-2H-benzo[b][1,5]oxazocine-5,9(6H)-dicarboxamide;

N-hydroxy-5-(N-phenylsulfamoyl)-3,4,5,6-tetrahydro-2H-benzo[b][1,5]oxazocine-9-carboxamide;

5-(cyclohexylmethyl)-N-hydroxy-6-oxo-3,4,5,6-tetrahydro-2H-benzo[b][1,5]oxazocine-9-carboxamide;

N-hydroxy-5-phenyl-3,4,5,6-tetrahydro-2H-2,4-methanobenzo[b][1,5]oxazocine-9-carboxamide;

5-benzyl-N-hydroxy-3,4,5,6-tetrahydro-2H-2,4-methanobenzo[b][1,5]oxazocine-9-carboxamide;

5-benzoyl-N-hydroxy-3,4,5,6-tetrahydro-2H-2,4-methanobenzo[b][1,5]oxazocine-9-carboxamide;

5-(cyclohexanecarbonyl)-N-hydroxy-3,4,5,6-tetrahydro-2H-2,4-methanobenzo[b][1,5]oxazocine-9-carboxamide;

N-hydroxy-5-(tetrahydro-2H-pyran-4-carbonyl)-3,4,5,6-tetrahydro-2H-2,4-methanobenzo[b][1,5]oxazocine-9-carboxamide;

N-hydroxy-5-(phenylsulfonyl)-3,4,5,6-tetrahydro-2H-2,4-methanobenzo[b][1,5]oxazocine-9-carboxamide;

N9-hydroxy-N5-phenyl-3,4-dihydro-2H-2,4-methanobenzo[b][1,5]oxazocine-5,9(6H)-dicarboxamide;

N-hydroxy-5-(N-phenylsulfamoyl)-3,4,5,6-tetrahydro-2H-2,4-methanobenzo[b][1,5]oxazocine-9-carboxamide;

N-hydroxy-5-methyl-2-phenyl-1,2,3,4,5,6-hexahydrobenzo[f][1,4]diazocine-8-carboxamide;

2-benzyl-N-hydroxy-5-methyl-1,2,3,4,5,6-hexahydrobenzo[f][1,4]diazocine-8-carboxamide;

2-benzoyl-N-hydroxy-5-methyl-1,2,3,4,5,6-hexahydrobenzo[f][1,4]diazocine-8-carboxamide;

2-(cyclohexanecarbonyl)-N-hydroxy-5-methyl-1,2,3,4,5,6-hexahydrobenzo[f][1,4]diazocine-8-carboxamide;

N-hydroxy-5-methyl-2-(tetrahydro-2H-pyran-4-carbonyl)-1,2,3,4,5,6-hexahydrobenzo[f][1,4]diazocine-8-carboxamide;

N8-hydroxy-5-methyl-N2-phenyl-3,4,5,6-tetrahydrobenzo[f][1,4]diazocine-2,8(1H)-dicarboxamide;

N-hydroxy-5-methyl-2-(N-phenylsulfamoyl)-1,2,3,4,5,6-hexahydrobenzo[f][1,4]diazocine-8-carboxamide;

N-hydroxy-5-phenyl-3,4,5,6-tetrahydro-2H-benzo[b][1,5]oxazocine-8-carboxamide;

5-benzyl-N-hydroxy-3,4,5,6-tetrahydro-2H-benzo[b][1,5]oxazocine-8-carboxamide;

5-benzoyl-N-hydroxy-3,4,5,6-tetrahydro-2H-benzo[b][1,5]oxazocine-8-carboxamide;

5-(cyclohexanecarbonyl)-N-hydroxy-3,4,5,6-tetrahydro-2H-benzo[b][1,5]oxazocine-8-carboxamide;

N-hydroxy-5-(tetrahydro-2H-pyran-4-carbonyl)-3,4,5,6-tetrahydro-2H-benzo[b][1,5]oxazocine-8-carboxamide;

N-hydroxy-5-(phenylsulfonyl)-3,4,5,6-tetrahydro-2H-benzo[b][1,5]oxazocine-8-carboxamide;

N8-hydroxy-N5-phenyl-3,4-dihydro-2H-benzo[b][1,5]oxazocine-5,8(6H)-dicarboxamide;

N-hydroxy-5-(N-phenylsulfamoyl)-3,4,5,6-tetrahydro-2H-benzo[b][1,5]oxazocine-8-carboxamide;

5-(cyclohexylmethyl)-N-hydroxy-6-oxo-3,4,5,6-tetrahydro-2H-benzo[b][1,5]oxazocine-8-carboxamide;

N-hydroxy-5-phenyl-3,4,5,6-tetrahydro-2H-2,4-methanobenzo[b][1,5]oxazocine-8-carboxamide;

5-benzyl-N-hydroxy-3,4,5,6-tetrahydro-2H-2,4-methanobenzo[b][1,5]oxazocine-8-carboxamide;

5-benzoyl-N-hydroxy-3,4,5,6-tetrahydro-2H-2,4-methanobenzo[b][1,5]oxazocine-8-carboxamide;

5-(cyclohexanecarbonyl)-N-hydroxy-3,4,5,6-tetrahydro-2H-2,4-methanobenzo[b][1,5]oxazocine-8-carboxamide;

N-hydroxy-5-(tetrahydro-2H-pyran-4-carbonyl)-3,4,5,6-tetrahydro-2H-2,4-methanobenzo[b][1,5]oxazocine-8-carboxamide;

N-hydroxy-5-(phenylsulfonyl)-3,4,5,6-tetrahydro-2H-2,4-methanobenzo[b][1,5]oxazocine-8-carboxamide;

N8-hydroxy-N5-phenyl-3,4-dihydro-2H-2,4-methanobenzo[b][1,5]oxazocine-5,8(6H)-dicarboxamide;

N-hydroxy-5-(N-phenylsulfamoyl)-3,4,5,6-tetrahydro-2H-2,4-methanobenzo[b][1,5]oxazocine-8-carboxamide;

N-hydroxy-2-methyl-5-phenyl-1,2,3,4,5,6-hexahydrobenzo[f][1,4]diazocine-8-carboxamide;

5-benzyl-N-hydroxy-2-methyl-1,2,3,4,5,6-hexahydrobenzo[f][1,4]diazocine-8-carboxamide;

5-benzoyl-N-hydroxy-2-methyl-1,2,3,4,5,6-hexahydrobenzo[f][1,4]diazocine-8-carboxamide;

5-(cyclohexanecarbonyl)-N-hydroxy-2-methyl-1,2,3,4,5,6-hexahydrobenzo[f][1,4]diazocine-8-carboxamide;

N-hydroxy-2-methyl-5-(tetrahydro-2H-pyran-4-carbonyl)-1,2,3,4,5,6-hexahydrobenzo[f][1,4]diazocine-8-carboxamide;

N9-hydroxy-5-methyl-N2-phenyl-3,4,5,6-tetrahydrobenzo[f][1,4]diazocine-2,9(1H)-dicarboxamide; and

N-hydroxy-2-methyl-5-(N-phenylsulfamoyl)-1,2,3,4,5,6-hexahydrobenzo[f][1,4]diazocine-8-carboxamide.

23. The compound of claim 12 selected from the group consisting of:

N-hydroxy-4-phenyl-3,4,5,6-tetrahydro-2H-benzo[g][1,4]oxazocine-9-carboxamide;

4-benzyl-N-hydroxy-3,4,5,6-tetrahydro-2H-benzo[g][1,4]oxazocine-9-carboxamide;

4-benzoyl-N-hydroxy-3,4,5,6-tetrahydro-2H-benzo[g][1,4]oxazocine-9-carboxamide;

4-(cyclohexanecarbonyl)-N-hydroxy-3,4,5,6-tetrahydro-2H-benzo[g][1,4]oxazocine-9-carboxamide;

N-hydroxy-4-(tetrahydro-2H-pyran-4-carbonyl)-3,4,5,6-tetrahydro-2H-benzo[g][1,4]oxazocine-9-carboxamide;

N-hydroxy-4-(phenylsulfonyl)-3,4,5,6-tetrahydro-2H-benzo[g][1,4]oxazocine-9-carboxamide;

N9-hydroxy-N4-phenyl-2,3,5,6-tetrahydro-4H-benzo[g][1,4]oxazocine-4,9-dicarboxamide;

4-(cyclohexylmethyl)-N-hydroxy-5-oxo-3,4,5,6-tetrahydro-2H-benzo[g][1,4]oxazocine-9-carboxamide;

N-hydroxy-4-phenyl-3,4,5,6-tetrahydro-2H-benzo[g][1,4]oxazocine-8-carboxamide;

4-benzyl-N-hydroxy-3,4,5,6-tetrahydro-2H-benzo[g][1,4]oxazocine-8-carboxamide;

4-benzoyl-N-hydroxy-3,4,5,6-tetrahydro-2H-benzo[g][1,4]oxazocine-8-carboxamide;

4-(cyclohexanecarbonyl)-N-hydroxy-3,4,5,6-tetrahydro-2H-benzo[g][1,4]oxazocine-8-carboxamide;

N-hydroxy-4-(tetrahydro-2H-pyran-4-carbonyl)-3,4,5,6-tetrahydro-2H-benzo[g][1,4]oxazocine-8-carboxamide;

N-hydroxy-4-(phenylsulfonyl)-3,4,5,6-tetrahydro-2H-benzo[g][1,4]oxazocine-8-carboxamide;

N8-hydroxy-N4-phenyl-2,3,5,6-tetrahydro-4H-benzo[g][1,4]oxazocine-4,8-dicarboxamide; and

4-(cyclohexylmethyl)-N-hydroxy-5-oxo-3,4,5,6-tetrahydro-2H-benzo[g][1,4]oxazocine-8-carboxamide.

24. The compound of claim 1 selected from the group consisting of:

N-hydroxy-3,4,5,6-tetrahydro-2H-benzo[b][1,5]oxazocine-9-carboxamide;

N-hydroxy-5-(tetrahydro-2H-pyran-4-carbonyl)-3,4,5,6-tetrahydro-2H-benzo[b][1,5]oxazocine-9-carboxamide; and

N-hydroxy-5-(4-methyltetrahydro-2H-pyran-4-carbonyl)-3,4,5,6-tetrahydro-2H-benzo[b][1,5]oxazocine-9-carboxamide.

25. A pharmaceutical composition comprising a compound of any one of claims 1-24 and a pharmaceutically acceptable carrier.
26. A method of treating a disease associated with HDAC6 modulation in a subject in need thereof, comprising administering to the subject an effective amount of a compound of any one of claims 1-24.
27. The method of claim 26, wherein the disease is cancer, neurodegenerative disease, neurodevelopmental disorder, inflammatory or autoimmune disease, infection, metabolic disease, hematologic disease, or cardiovascular disease.
28. The method of claim 27, wherein the cancer is cutaneous T-cell lymphoma, peripheral Tcell lymphoma, multiple myeloma, leukemia, lung, ovarian, breast, prostate, pancreatic, hepatocellular or renal cancer.
29. The method of claim 27, wherein the neurodegenerative disease is Alzheimer's, Huntington's, Parkinson's, Amyotrophic Lateral Sclerosis, or spinal muscular atrophy.
30. The method of claim 27, wherein the neurodevelopmental disorder is Rett syndrome.
31. The method of claim 27, wherein the inflammatory or autoimmune disease is rheumatoid arthritis, spondylitis arthritis, psoriatic arthritis, psoriasis, multiple sclerosis, systemic lupus erythematosus, inflammatory bowel diseases, graft versus host disease, transplant rejection or fibrotic disease.
32. The method of claim 26, wherein the compound inhibits a histone deacetylase.
33. The method of claim 26, wherein the compound inhibits a zinc-dependent histone deacetylase.
34. The method of claim 26, wherein the compound inhibits the HDAC6 isozyme zinc-dependent histone deacetylase.

35. A compound of any one of claims 1 to 24 for use in treating or preventing a disease associated with HDAC6 modulation.
36. Use of a compound of any one of claims 1 to 24 in the manufacture of a medicament for treating or preventing a disease associated with HDAC6 modulation.

INTERNATIONAL SEARCH REPORT

International application No
PCT/US2016/016204

A. CLASSIFICATION OF SUBJECT MATTER
INV. C07D413/06 A61K31/423 A61P35/00 C07D267/22
ADD.

According to International Patent Classification (IPC) or to both national classification and IPC

B. FIELDS SEARCHED

Minimum documentation searched (classification system followed by classification symbols)
C07D

Documentation searched other than minimum documentation to the extent that such documents are included in the fields searched

Electronic data base consulted during the international search (name of data base and, where practicable, search terms used)

EPO-Internal, WPI Data, CHEM ABS Data

C. DOCUMENTS CONSIDERED TO BE RELEVANT

Category*	Citation of document, with indication, where appropriate, of the relevant passages	Relevant to claim No.
Y	WO 2007/022638 A1 (METHYLGENE INC [CA]; LEIT SILVANA [CA]; WAHHAB AMAL [CA]; ALLAN MARTIN) 1 March 2007 (2007-03-01) paragraph [0001] examples 98-107 claim 1 -----	1-3,5-7, 11-14, 16-18, 21,22, 25-36
Y	WO 2010/151318 A1 (MILLENNIUM PHARM INC [US]; BLACKBURN CHRISTOPHER [US]; CIAVARRI JEFFRE) 29 December 2010 (2010-12-29) claims 1,54 ----- -/-	1-3,5-7, 11-14, 16-18, 21,22, 25-36



Further documents are listed in the continuation of Box C.



See patent family annex.

* Special categories of cited documents :

"A" document defining the general state of the art which is not considered to be of particular relevance

"E" earlier application or patent but published on or after the international filing date

"L" document which may throw doubts on priority claim(s) or which is cited to establish the publication date of another citation or other special reason (as specified)

"O" document referring to an oral disclosure, use, exhibition or other means

"P" document published prior to the international filing date but later than the priority date claimed

"T" later document published after the international filing date or priority date and not in conflict with the application but cited to understand the principle or theory underlying the invention

"X" document of particular relevance; the claimed invention cannot be considered novel or cannot be considered to involve an inventive step when the document is taken alone

"Y" document of particular relevance; the claimed invention cannot be considered to involve an inventive step when the document is combined with one or more other such documents, such combination being obvious to a person skilled in the art

"&" document member of the same patent family

Date of the actual completion of the international search

15 March 2016

Date of mailing of the international search report

22/03/2016

Name and mailing address of the ISA/

European Patent Office, P.B. 5818 Patentlaan 2
NL - 2280 HV Rijswijk
Tel. (+31-70) 340-2040,
Fax: (+31-70) 340-3016

Authorized officer

Samsam Bakhtiary, M

INTERNATIONAL SEARCH REPORT

International application No
PCT/US2016/016204

C(Continuation). DOCUMENTS CONSIDERED TO BE RELEVANT		
Category*	Citation of document, with indication, where appropriate, of the relevant passages	Relevant to claim No.
A	<p>CHRISTOPHER BLACKBURN ET AL: "Potent Histone Deacetylase Inhibitors Derived from 4-(Aminomethyl)- N -hydroxybenzamide with High Selectivity for the HDAC6 Isoform", JOURNAL OF MEDICINAL CHEMISTRY, vol. 56, no. 18, 26 September 2013 (2013-09-26), pages 7201-7211, XP055191896, ISSN: 0022-2623, DOI: 10.1021/jm400385r page 7203; compound 10 page 7205; table 2 -----</p>	1-36

INTERNATIONAL SEARCH REPORT

Information on patent family members

International application No

PCT/US2016/016204

Patent document cited in search report	Publication date	Patent family member(s)	Publication date
WO 2007022638	A1	01-03-2007	
		AU 2006284403 A1	01-03-2007
		CA 2620414 A1	01-03-2007
		CN 101296910 A	29-10-2008
		EP 1940805 A1	09-07-2008
		JP 2009509923 A	12-03-2009
		KR 20080052611 A	11-06-2008
		US 2007155730 A1	05-07-2007
		WO 2007022638 A1	01-03-2007

WO 2010151318	A1	29-12-2010	
		CA 2765678 A1	29-12-2010
		EP 2445340 A1	02-05-2012
		JP 5798115 B2	21-10-2015
		JP 2012530703 A	06-12-2012
		JP 2015078237 A	23-04-2015
		US 2011039827 A1	17-02-2011
		US 2016031820 A1	04-02-2016
		WO 2010151318 A1	29-12-2010
