



US00D577437S

(12) **United States Design Patent**
Bierman et al.

(10) **Patent No.:** **US D577,437 S**

(45) **Date of Patent:** **** Sep. 23, 2008**

(54) **ANCHOR PAD**

(75) Inventors: **Steven F Bierman**, Del Mar, CA (US);
Richard A. Pluth, San Diego, CA (US)

(73) Assignee: **Venetec International, Inc.**, San Diego,
CA (US)

(**) Term: **14 Years**

(21) Appl. No.: **29/302,436**

(22) Filed: **Jan. 16, 2008**

Related U.S. Application Data

(60) Continuation of application No. 29/281,390, filed on
Jun. 21, 2007, now Pat. No. Des. 563,552, which is a
division of application No. 29/234,097, filed on Jul.
13, 2005, now Pat. No. Des. 552,732.

(51) **LOC (8) Cl.** **24-02**

(52) **U.S. Cl.** **D24/128**

(58) **Field of Classification Search** D24/124,
D24/128, 189; 128/DIG. 26, DIG. 6, 846;
156/272.2; 602/54, 57-58, 89; 604/174,
604/177-180, 187, 227
See application file for complete search history.

(56) **References Cited**

U.S. PATENT DOCUMENTS

- 2,426,758 A 9/1947 Whiteford
- 2,525,398 A 10/1950 Collins
- 2,707,953 A 5/1955 Ryan
- 3,059,645 A 10/1962 Hasbrouck et al.
- 3,064,648 A 11/1962 Bujan
- 3,482,569 A 12/1969 Raffaelli, Sr.
- 3,613,663 A 10/1971 Johnson
- 3,630,195 A 12/1971 Santomieri
- 3,677,250 A 7/1972 Thomas
- 3,766,915 A 10/1973 Rychlik
- 3,834,380 A 9/1974 Boyd
- 3,856,020 A 12/1974 Kovac
- 3,906,946 A 9/1975 Nordstrom
- 3,973,565 A * 8/1976 Steer 604/180

- 4,020,835 A 5/1977 Nordstrom et al.
- 4,057,066 A 11/1977 Taylor
- 4,059,105 A 11/1977 Cutruzzula et al.
- 4,129,128 A 12/1978 McFarlane
- 4,142,527 A 3/1979 Garcia
- 4,161,177 A 7/1979 Fuchs
- 4,224,937 A 9/1980 Gordon

(Continued)

FOREIGN PATENT DOCUMENTS

EP 0064284 A2 4/1982

(Continued)

Primary Examiner—Louis S Zarfas

Assistant Examiner—Eric L Goodman

(74) *Attorney, Agent, or Firm*—Knobbe Martens Olson &
Bear LLP

(57) **CLAIM**

The ornamental design for an anchor pad, as shown and
described.

DESCRIPTION

FIG. 1 is an isometric view of the anchor pad of the present
invention, illustrated with a portion of the anchor pad shown
in broken lines;

FIG. 2 is a top plan view of the anchor pad shown in FIG. 1;
FIG. 3 is a bottom plan view of the anchor pad shown in FIG.
1;

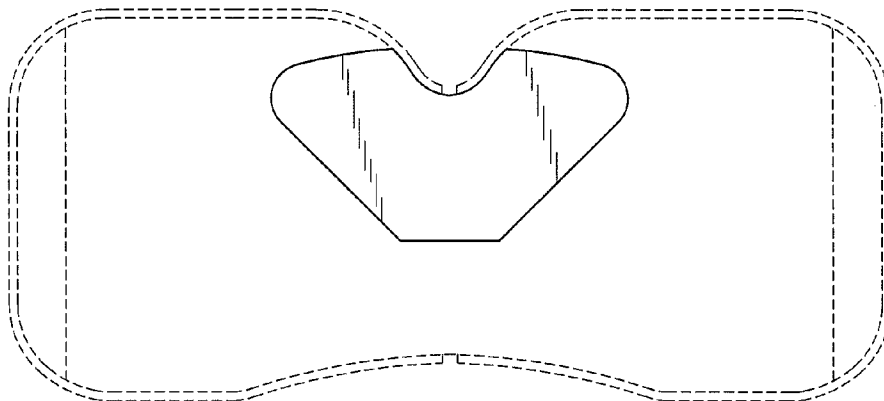
FIG. 4 is a rear elevational view of the anchor pad shown in
FIG. 1;

FIG. 5 is a front elevational view of the anchor pad shown in
FIG. 1; and,

FIG. 6 is a right side elevational view of the anchor pad shown
in FIG. 1, the left side view being a mirror image of the
illustrated view.

The broken line showing the outer perimeter of the anchor
pad is included for the purpose of illustrating portions of the
article and forms no part of the claimed design.

1 Claim, 3 Drawing Sheets



U.S. PATENT DOCUMENTS			FOREIGN PATENT DOCUMENTS		
4,248,229 A	2/1981	Miller	5,380,294 A *	1/1995	Persson 604/180
4,250,880 A	2/1981	Gordon	5,380,395 A	1/1995	Uchida
4,316,461 A	2/1982	Marais et al.	5,403,285 A	4/1995	Roberts
4,324,236 A	4/1982	Gordon et al.	5,413,562 A	5/1995	Swauger
4,326,519 A	4/1982	D'Alo et al.	5,443,460 A	8/1995	Miklusek
4,331,136 A	5/1982	Russell et al.	D362,505 S	9/1995	Fabricant
4,333,468 A	6/1982	Geist	5,456,671 A	10/1995	Bierman
4,362,156 A	12/1982	Feller, Jr. et al.	5,468,231 A	11/1995	Newman et al.
4,392,853 A	7/1983	Muto	5,470,321 A	11/1995	Forster et al.
4,397,647 A	8/1983	Gordon	D364,922 S	12/1995	Bierman
4,449,975 A	5/1984	Perry	5,147,322 A	1/1996	Bowen et al.
4,453,933 A	6/1984	Speaker	5,496,282 A	3/1996	Militzer et al.
4,480,639 A	11/1984	Peterson et al.	5,496,283 A	3/1996	Alexander
4,490,141 A	12/1984	Lacko et al.	5,499,976 A	3/1996	Dalton
4,534,762 A	8/1985	Heyer	5,520,656 A	5/1996	Byrd
4,563,177 A *	1/1986	Kamen 604/177	5,527,293 A	6/1996	Zamierowski
4,633,863 A *	1/1987	Filips et al. 128/846	D375,355 S	11/1996	Bierman
4,711,636 A	12/1987	Bierman	D375,356 S	11/1996	Bierman
4,742,824 A	5/1988	Payton et al.	5,578,013 A	11/1996	Bierman
4,808,162 A	2/1989	Oliver	5,593,395 A	1/1997	Martz
4,822,342 A *	4/1989	Brawner 604/180	5,637,098 A *	6/1997	Bierman 604/180
4,846,807 A	7/1989	Safadago	D382,343 S	8/1997	Wandell et al.
4,852,844 A	8/1989	Villavecce	5,685,859 A	11/1997	Kornerup
4,857,058 A	8/1989	Payton	5,693,032 A *	12/1997	Bierman 604/180
4,863,432 A	9/1989	Kvalo	5,722,959 A	3/1998	Bierman
4,897,082 A	1/1990	Erskine	5,743,885 A	4/1998	Hoerby
4,898,587 A	2/1990	Mera	5,810,781 A *	9/1998	Bierman 604/174
4,919,654 A	4/1990	Kalt	D424,691 S	5/2000	Yavitz
4,921,199 A	5/1990	Villavecce	6,124,520 A *	9/2000	Roberts 602/54
4,955,864 A	9/1990	Hajduch	6,124,521 A *	9/2000	Roberts 602/54
4,976,700 A	12/1990	Tollini	6,132,399 A	10/2000	Shultz
5,037,397 A	8/1991	Kalt et al.	6,213,979 B1	4/2001	Bierman
5,038,778 A	8/1991	Lott	6,224,571 B1	5/2001	Bierman
5,073,170 A	12/1991	Schneider	6,258,066 B1	7/2001	Urich
5,084,026 A	1/1992	Shapiro	6,273,873 B1	8/2001	Fleischer
5,090,410 A	2/1992	Saper et al.	6,302,867 B1	10/2001	Brown, Jr. et al.
5,098,399 A	3/1992	Tollini	D457,629 S	5/2002	Dunshee et al.
5,125,907 A	6/1992	Philpott	6,428,516 B1 *	8/2002	Bierman 604/174
5,147,322 A	9/1992	Bowen et al.	6,468,383 B2 *	10/2002	Kundel 156/272.2
5,156,641 A	10/1992	White	D470,936 S *	2/2003	Bierman D24/128
5,192,273 A	3/1993	Bierman et al.	D473,947 S	4/2003	Jacobson
5,192,274 A	3/1993	Bierman	6,585,707 B2	7/2003	Cabiri et al.
5,195,981 A	3/1993	Johnson	6,671,531 B2	12/2003	Al-Ali et al.
5,224,935 A	7/1993	Hollands	D492,411 S *	6/2004	Bierman D24/128
5,236,421 A	8/1993	Becher	6,837,875 B1 *	1/2005	Bierman 604/180
5,266,401 A	11/1993	Tollini	6,841,715 B2 *	1/2005	Roberts 602/54
5,292,312 A	3/1994	Delk et al.	D503,977 S *	4/2005	Bierman D24/128
5,304,146 A	4/1994	Johnson et al.	7,014,627 B2 *	3/2006	Bierman 604/174
5,306,243 A	4/1994	Bonaldo	2003/0229313 A1 *	12/2003	Bierman 604/174
5,314,411 A	5/1994	Bierman et al.			
5,338,308 A	8/1994	Wilk	EP	356683 A	3/1990
5,342,317 A	8/1994	Claywell	FR	2381529	2/1978
5,344,406 A	9/1994	Spooner	GB	2211417	7/1989
5,354,282 A	10/1994	Bierman	WO	WO 92/03070	3/1992
5,372,589 A	12/1994	Davis	WO	WO 92/19309	11/1992
5,380,293 A	1/1995	Grant			

* cited by examiner

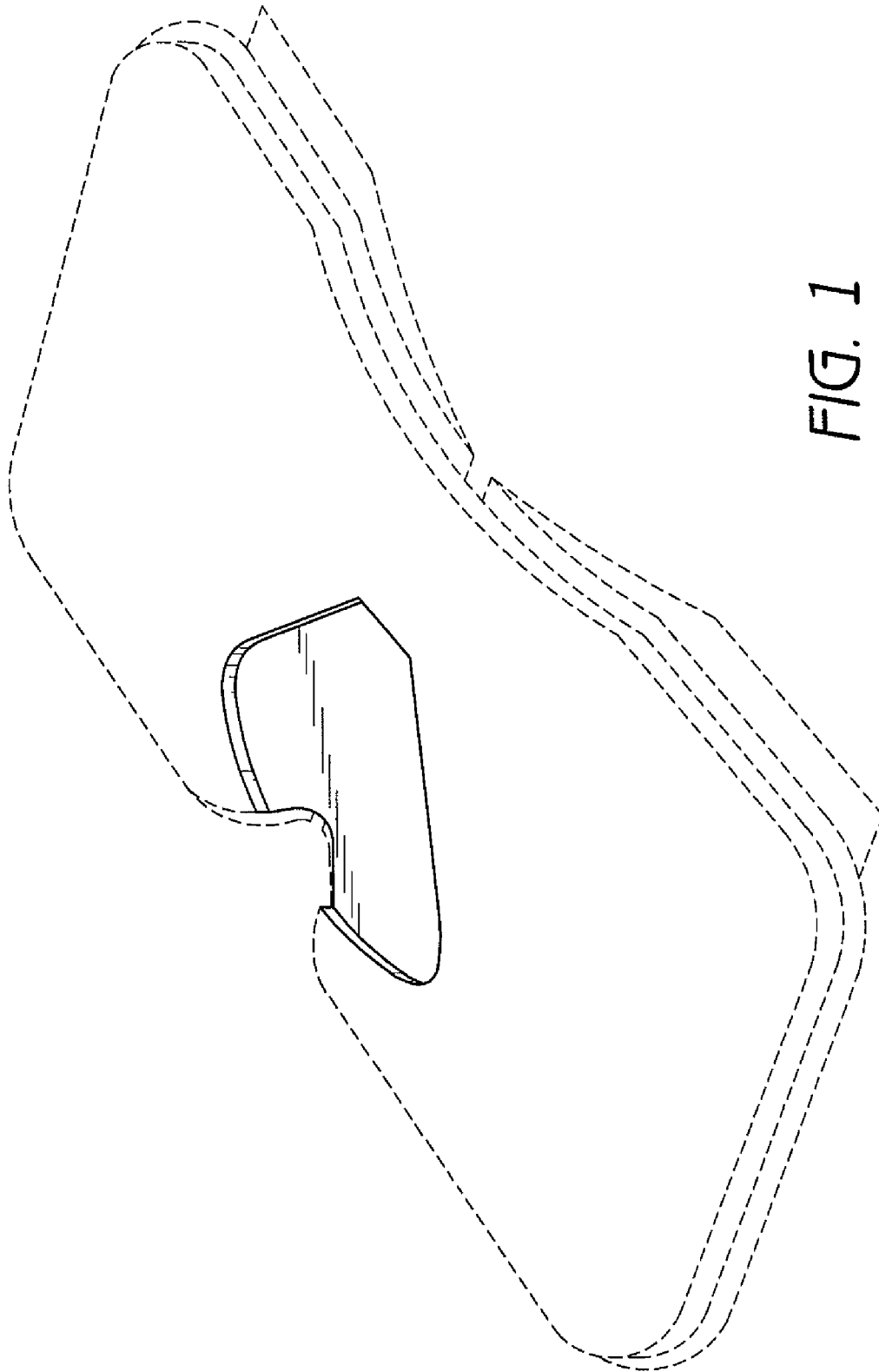


FIG. 1

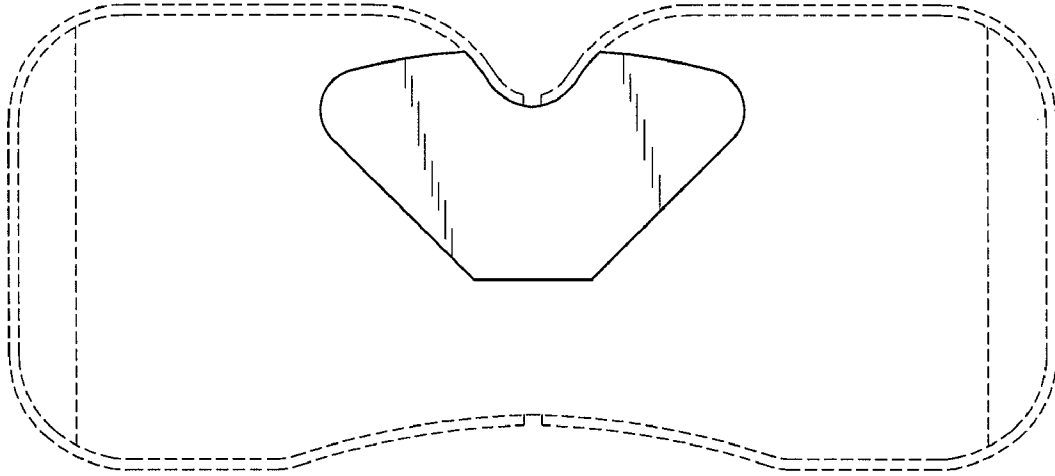


FIG. 2

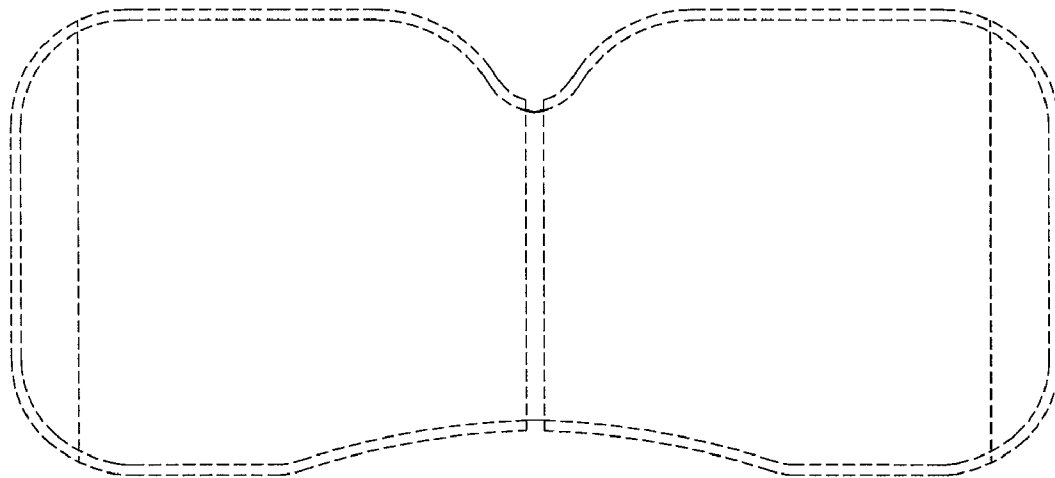


FIG. 3

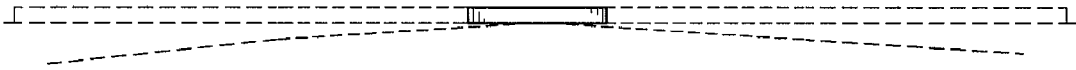


FIG. 4




FIG. 5




FIG. 6